

Finding a Primary Care Provider

in Nova Scotia - May 2022

As of May 1, 2022

91,964

Nova Scotians

are on the Need a Family Practice Registry

This represents

9.2%

of the population



Annual Population Estimates, Jan 1, 2022
Statistics Canada

Approximately

2,800 people

found a family doctor or nurse practitioner each month in the past year

Monthly Activity

As reported in Apr 2022

2,985 people

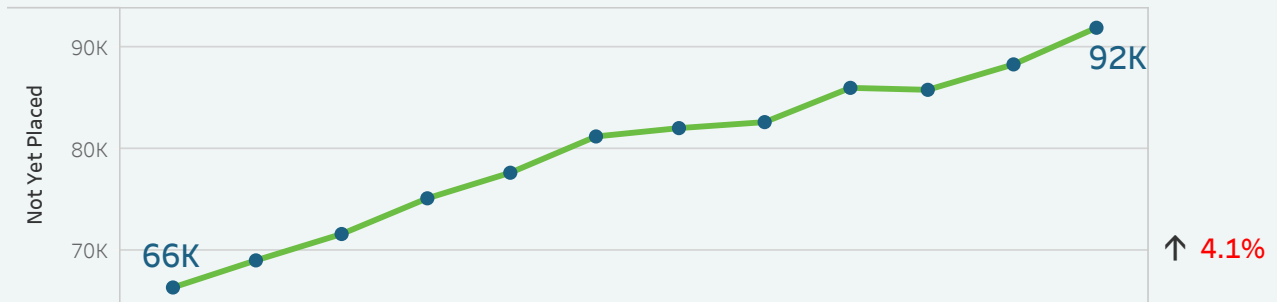
found a family practice

In Apr 2022

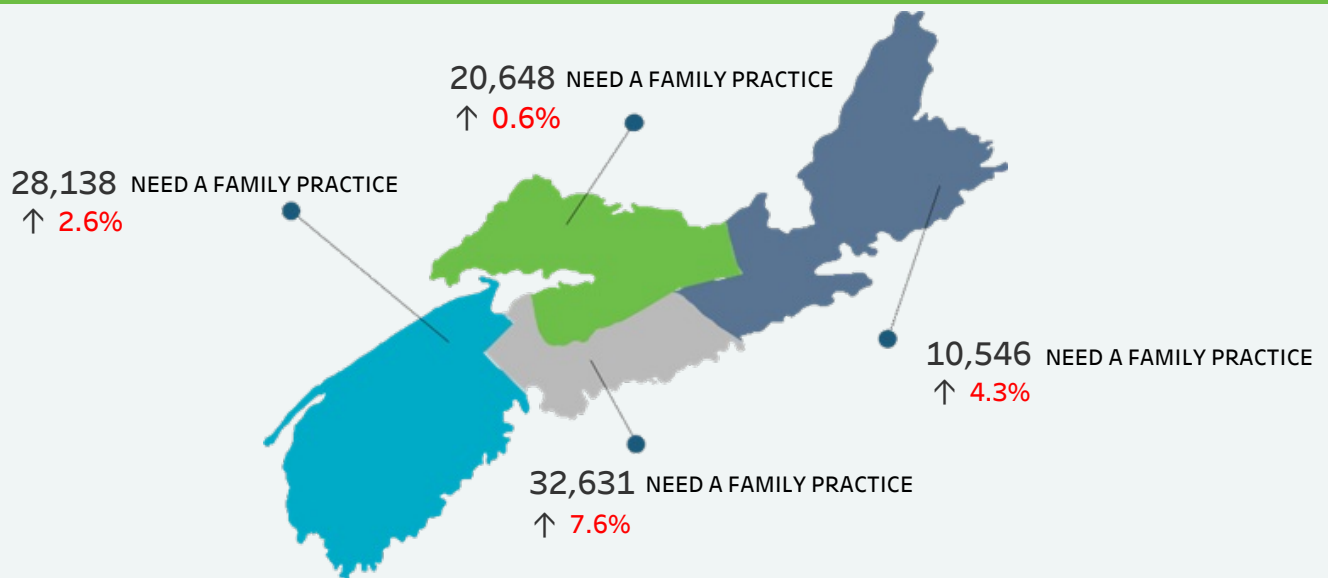
5,470 people

added their names to the registry

Number of people on the Need a Family Practice Registry Jun 2021 - May 2022



Total number of Nova Scotians by area and percentage change

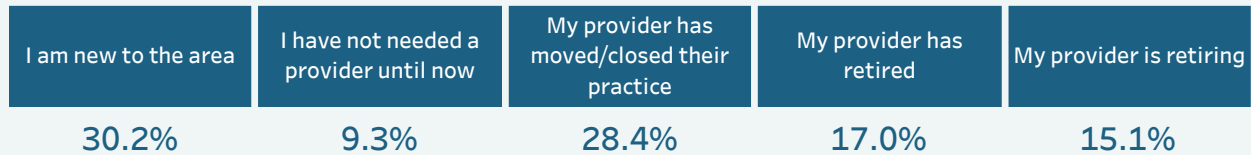


Reasons for Joining the Need a Family Practice Registry

Nova Scotians are asked to select their reason for joining the Need a Family Practice Registry from a list of options during their registration.

Monthly Activity

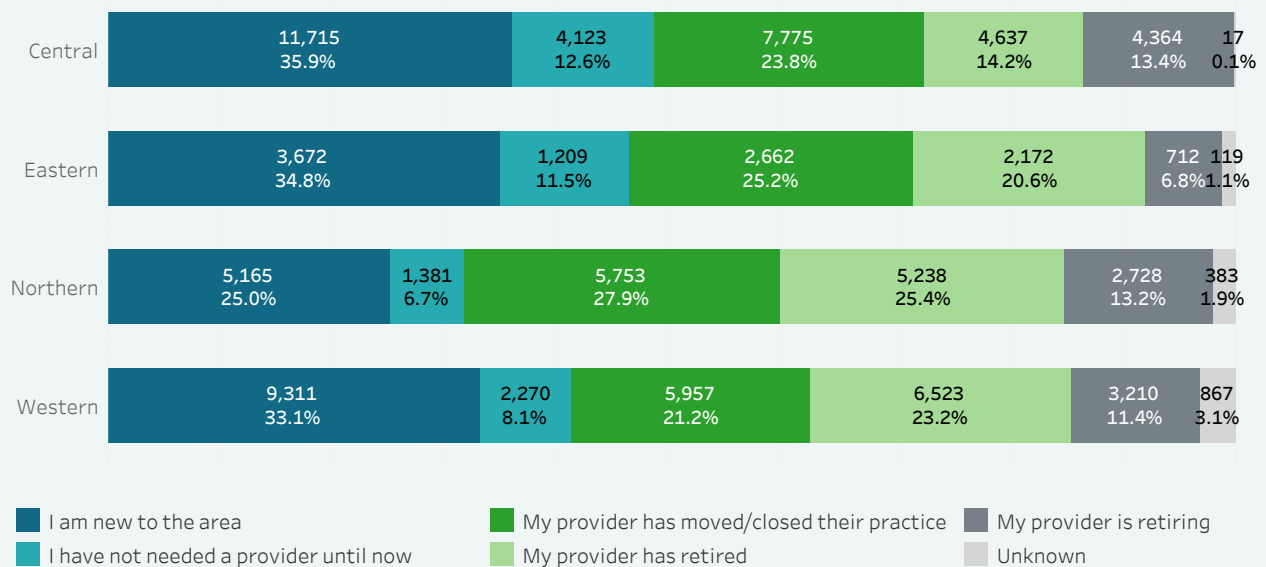
Reasons selected by the 5,470 Nova Scotians who joined the Need a Family Practice Registry in Apr 2022



Reason for Joining by Zone - Apr 2022

	Central	Eastern	Northern	Western	Unknown	Total
I am new to the area	852	226	234	340		1,652
I have not needed a provider until now	287	66	53	101		507
My provider has moved/closed their practice	839	183	226	304	1	1,553
My provider has retired	575	48	109	198		930
My provider is retiring	318	89	33	388		828
Total	2,871	612	655	1,331	1	5,470

Total Nova Scotians by Zone and Reason for Joining



Providing Access to Primary Health Care Services

Primary Care Clinics

A Primary Care Clinic provides short-term primary medical care for people on the Need a Family Practice Registry. These clinics help to ensure access to care while awaiting a permanent provider. There are currently 19 locations across Nova Scotia providing access to care through the Primary Care Clinic model.

Additional information on Primary Care Clinics can be found at <http://primarycareclinics.ca/>

As of May 1, 2022

41,112

Nova Scotians

on the NAFP Registry are eligible to access care through Primary Care Clinics

VirtualCareNS

VirtualCareNS is a virtual primary care clinic for people on the Need a Family Practice Registry to access a primary care provider online. The program began as a pilot project in select communities in Northern and Western zones, and has since expanded across the province.

Additional information on VirtualCareNS can be found at <http://www.virtualcareNS.ca>

As of May 1, 2022

66,500

Nova Scotians

on the NAFP Registry have been invited to access care through VirtualCareNS

Approximately

21,369

Nova Scotians

have registered within the VirtualCareNS Program

For more information on the Need a Family Practice Registry visit <https://needafamilypractice.ca>

Total volumes and percent of the population not yet placed by zone, network, and cluster

Zone/Network/Cluster		Total # Not yet Placed	Difference vs Previous Month	Population (2016)	% of Population (2016)
Central	↑	32,631	2,317	423,498	7.7%
Bedford / Sackville	↑	9,322	692	99,581	9.4%
Bedford / Hammonds Plains	↑	3,632	186	40,679	8.9%
Fall River and Area	↑	1,074	86	15,424	7.0%
Sackville North and Area	↑	2,326	206	22,325	10.4%
Sackville South	↑	2,290	214	21,153	10.8%
Dartmouth / Southeastern	↑	7,079	468	116,491	6.1%
Cole Harbour / Eastern Passage	↑	2,092	126	35,355	5.9%
Dartmouth East	↑	1,266	89	23,264	5.4%
Dartmouth North	↑	1,530	103	19,833	7.7%
Dartmouth South	↑	1,802	116	27,284	6.6%
Preston/Lawrencetown/Lake Echo	↑	389	34	10,755	3.6%
Eastern Shore Musquodoboit	↑	903	37	17,474	5.2%
Eastern Shore / Musquodoboit	↑	903	37	17,474	5.2%
Halifax Peninsula / Chebucto	↑	13,173	1,065	169,768	7.8%
Armdale / Spryfield / Herring Cove	↑	1,576	150	25,640	6.1%
Clayton Park	↑	2,563	203	34,194	7.5%
Fairview	↑	1,488	114	17,104	8.7%
Halifax Chebucto	↑	1,543	133	18,939	8.1%
Halifax Citadel	↑	2,427	165	22,106	11.0%
Halifax Needham	↑	1,799	148	19,426	9.3%
Sambro Rural Loop	↑	882	88	12,660	7.0%
Tantallon / Timberlea / SMB	↑	895	64	19,699	4.5%
West Hants	↑	2,154	55	20,184	10.7%
West Hants	↑	2,154	55	20,184	10.7%
Eastern	↑	10,546	439	158,936	6.6%
Antigonish and Guysborough	↑	945	17	26,926	3.5%
Antigonish	↑	782	43	19,301	4.1%
Guysborough / Canso	↓	152	-29	5,039	3.0%
Sherbrooke	↑	11	3	2,586	0.4%
Cape Breton County	↑	8,758	203	99,590	8.8%
Dominion / Glace Bay	↓	1,622	-26	20,713	7.8%
Florence / Sydney Mines / North Sydney	↑	1,049	29	19,679	5.3%
New Waterford	↑	830	78	9,454	8.8%
Sydney and Area	↑	5,257	122	49,744	10.6%
Inverness / Victoria / Richmond	↑	843	219	32,420	2.6%
Baddeck / Whycomomagh	↑	18	2	3,654	0.5%
Cheticamp	↑	14	13	3,903	0.4%
Dingwall	↑	1	1	2,567	0.0%
Inverness	↑	317	158	6,932	4.6%
Port Hawkesbury / L'Ardoise / Isle Madame	↑	493	45	15,364	3.2%

Total volumes and percent of the population not yet placed by zone, network and cluster

Zone/Network/Cluster		Total # Not yet Placed	Difference vs Previous Month	Population (2016)	% of Population (2016)
Northern	↑	20,648	131	147,500	14.0%
Colchester East Hants	↓	8,147	-5	70,658	11.5%
East Hants Corridor	↓	658	-26	12,674	5.2%
Economy / Glenholme	↓	635	-50	5,277	12.0%
Hants North	↑	559	2	6,945	8.0%
South Colchester	↑	897	29	10,792	8.3%
Truro and Area	↑	5,398	40	34,971	15.4%
Cumberland	↑	2,032	21	33,094	6.1%
Amherst	↑	712	8	13,143	5.4%
Cumberland North / North Shore	↑	1,114	13	8,665	12.9%
South Cumberland	↑	33	16	3,864	0.9%
Springhill	↓	173	-16	7,422	2.3%
Pictou County	↑	10,469	115	43,748	23.9%
New Glasgow / Westville / Stellarton	↑	8,452	70	33,561	25.2%
Pictou West	↑	2,017	45	10,187	19.8%
Western	↑	28,138	721	193,664	14.5%
Annapolis and Kings	↓	10,873	-174	78,793	13.8%
Annapolis Royal	↑	671	18	6,056	11.1%
Berwick	↑	1,788	5	13,764	13.0%
Kentville	↓	1,919	-81	23,893	8.0%
Middleton	↓	5,332	-85	20,910	25.5%
Wolfville	↓	1,163	-31	14,170	8.2%
Queens and Lunenburg	↑	7,754	341	57,933	13.4%
Bridgewater	↑	3,880	179	26,711	14.5%
Chester and Area	↑	949	27	11,778	8.1%
Liverpool	↑	2,370	129	10,351	22.9%
Lunenburg / Mahone Bay	↑	555	6	9,093	6.1%
Yarmouth / Shelburne / Digby	↑	9,511	554	56,938	16.7%
Digby / Clare / Weymouth	↑	3,427	219	18,553	18.5%
Shelburne / Lockeport	↑	1,040	39	13,966	7.4%
Yarmouth	↑	5,044	296	24,419	20.7%
Unknown	↓	1	-3	0	