

Department of Pathology & Laboratory Medicine
Central Zone
Laboratory Test Catalogue

TABLE OF CONTENTS

General Information.....	3
Catalogue Information.....	3
Tests Not in Catalogue.....	3
Reference Ranges.....	3
Specimen Receiving Location.....	3
Blood Collection.....	3
Out-Patient Blood Collection Location and Hours of Operation.....	3
In-Patient and Clinic Blood Collection.....	3
Specimen Collection Information.....	4
Venipuncture Policy.....	4
Collection and Handling Instructions.....	4
Blood Collection Under Special Circumstances.....	4
Transfusion Medicine - Specimen Collection Policy.....	4
Requisition Information.....	4
Requisitions and Supplies.....	4
Specimen Labeling.....	5
Frozen Specimens.....	5
Transport.....	5
Coagulation Testing.....	5
Safety.....	6
Alphabetical Test Listing.....	7
Appendix A.....	238

PLM Laboratory Test Catalogue

General Information

Catalogue Information

This catalogue is developed by the Department of Pathology and Laboratory Medicine for all of our customers.

The Laboratory Test Catalogue may be viewed at: <http://www.cdha.nshealth.ca/pathology-laboratory-medicine>

While every effort is made to keep the Laboratory Test Catalogue up to date, the electronic copy that resides on the document control system is the valid document. Any paper document labeled **Uncontrolled** must be verified against the electronic version prior to use.

Tests Not in Catalogue

Please contact [Bayers Road Blood Collection Service](#) at (902) 454-1661 for information on tests not found in this catalogue. For inquiries outside of regular hours please call Laboratory Reporting and Inquiry at (902) 473-2266.

Reference Ranges

Reference values and interpretive information are reported with test results. Inquiries should be directed to (902) 473-2266.

<https://www.cdha.nshealth.ca/system/files/sites/documents/laboratory-test-reference-ranges.pdf>

Specimen Receiving Locations

For a list of locations where specimens for Pathology and Laboratory Medicine are received please visit: <http://www.cdha.nshealth.ca/pathology-laboratory-medicine/blood-collection-services/specimen-receiving-locations>

Blood Collection

Out-Patient Blood Collection Locations and Hours of Operation

For a list of Nova Scotia Health-Central Zone outpatient blood collection locations and hours of operation please consult the reverse side of any Pathology and Laboratory Medicine requisition or visit: <http://www.cdha.nshealth.ca/pathology-laboratory-medicine/blood-collection-services/location-hours-outpatient-blood-collection>

In-Patient and Clinic Blood Collection

For information related to Nova Scotia Health-Central Zone in-patient and clinic blood collection services please visit:

<http://www.cdha.nshealth.ca/pathology-laboratory-medicine/blood-collection-services/qeii-inpatient-blood-collection-service>

Specimen Collection Information

Venipuncture Policy

The Nova Scotia Health-Central Zone Department of Pathology and Laboratory Medicine Venipuncture Policy can be viewed at:

[NSHA CL-BP-040 Venipuncture for Blood Specimen Collection](#)

Collection, Handling and Transport Instructions

The specimens need to be properly collected, processed, packaged, and transported in accordance with laboratory policies and procedures, in a timely manner and under conditions that will not compromise either the integrity of the specimen or patient confidentiality. Transportation must be compliant with the [Transportation of Dangerous Goods \(TDG\) Act](#). Please ensure no patient information is visible when packaging specimens to be transported to the laboratory. Detailed information is included with each test listing.

It is essential that an adequate volume/ quantity of specimen be submitted for analysis. Minimum volume/ quantity information is provided in each catalogue listing whenever applicable.

Hemolyzed or lipemic specimens may alter certain test results and may be rejected.

Blood Collection under Special Circumstances

Physicians must complete the following consent form authorizing phlebotomy under special circumstances such as mastectomy, fistula, and blood draws from the foot:

<http://healthforms.cdha.nshealth.ca/sites/default/files/CD2154MR.pdf>

Transfusion Medicine - Specimen Collection Policy

The [NSHA CL-BP-040 Venipuncture for Blood Specimen Collection](#) policy and procedure provides specific instructions for collecting specimens for the Transfusion Medicine division of the Department of Pathology and Laboratory Medicine.

Requisition Information

A Nova Scotia Health-Central Zone requisition must be submitted with all specimens.

Required formats and information for laboratory requisitions:

<http://www.cdha.nshealth.ca/system/files/sites/116/documents/required-formats-and-information-laboratory-requisitions.pdf>

Requisitions and Supplies

A number of different Department of Pathology and Laboratory Medicine requisitions and supplies are available from Nova Scotia Health-Central Zone Customer Service by calling (902) 466-8070. Requisition reference numbers and fax request options can be viewed at:

<http://www.cdha.nshealth.ca/pathology-laboratory-medicine/blood-collection-services/how-obtain-laboratory-requisitions>.

PLM Laboratory Test Catalogue

Specimen Labeling

Required formats and information for labeling laboratory specimens:

<http://www.cdha.nshealth.ca/system/files/sites/116/documents/required-formats-and-information-labeling-laboratory-specimens.pdf>

All Transfusion Medicine specimens and retrievable specimens for other laboratory divisions that are unlabeled will be rejected.

When submitting serum or plasma specimen types, indicate the specimen type on the label.

Frozen Specimens

Specimens need to be frozen if specifically indicated in the Instructions/Shipping requirements. When freezing is indicated, specimens should be frozen as soon as possible. Always freeze specimens in plastic (polypropylene) containers unless instructed otherwise. A frozen specimen may be rejected if received in a thawed state. Ensure frozen specimens are packed in order to maintain the frozen state during transport.

If more than one test is requested on a frozen specimen, split the specimen prior to freezing and submit separately.

Transport

Please see instructions and shipping procedures under test name for specific requirements. Specimens collected at the HI Site should be delivered to HI Specimen Receiving Room 6509A. Specimens collected at VG Site should be delivered to VG Specimen Receiving, Mackenzie Building Room 126. Specimens collected off-site and referred to QEII HSC should be addressed to:

QEII HSC Specimen Receiving, Mackenzie Building, Room 128, 5788 University Avenue
Halifax, Nova Scotia B3H 1V8

Coagulation Testing

Coagulation specimens are collected in 0.109M buffered sodium citrate tubes unless stated otherwise under the specific test in the catalogue.

Citrate tubes must be:

- completely filled or will be rejected.
- sent to the laboratory as soon as possible after collection as testing is time sensitive.
- transported at room temperature and cannot be packaged on ice or in the same container as other specimens on ice (rejected if received with ice)

Referral testing not in primary tube:

- Specimens must be double spun at centrifuge parameters that are validated for platelet poor plasma by following the steps below:

1. After centrifuging the primary container transfer all plasma into a secondary aliquot tube with the exception of a small layer near the buffy coat (5 mm of plasma).
2. Centrifuge the secondary container and then aliquot 1 ml of the platelet poor plasma into each of the required number of labeled polypropylene aliquot tubes (required number of aliquots is listed under each assay). Do not pipette or disturb the bottom 2 to 5 mm of plasma in the secondary container.
3. Freeze and send on dry ice so no thawing occurs during transport (rejected if received thawed).

PLM Laboratory Test Catalogue

Safety

All patients at Nova Scotia Health are cared for using Routine Practices. All blood specimens and body fluids are considered potentially infectious and therefore additional precautions should be used for all specimens at all times.

All specimens referred to Nova Scotia Health-Central Zone from outside sources should be packaged and transported to the laboratory under conditions that comply with Workplace Hazardous Materials Information System (WHMIS) and Transportation of Dangerous Goods (TDG) Regulations. The TDG in its Regulations has listed organisms/diseases for which special packaging and labeling must be applied (ex: infectious substances).

All specimens should be properly sealed prior to being transported. Leaking containers pose a health hazard. Do not submit needles attached to syringes.

Nova Scotia Health adheres to the following:


[WHMIS Act and Regulations](#)

[TDG Act and Regulations](#)

PLM Laboratory Test Catalogue

Nova Scotia Health - Central Zone - Laboratory Test Catalogue

For information on laboratory tests not listed in this catalogue please contact Laboratory Reporting and Inquiry at (902) 473-2266.

 Indicates the test is to be collected in a small volume (2.0 mL Lavender EDTA/1.8 mL Light Blue Sodium Citrate) tube. Where applicable, please refer to the Tube/Specimen information for the tube type required.

17 Beta Estradiol

see Estradiol

Division: Clinical Chemistry – Core

50 % Correction

see PT 50% Mix or PTT 50% Mix

Division: Hematopathology – Coagulation

11-Deoxycortisol Serum Compound “S”

Tube/Specimen: 4.0 mL Gold SST (BD#367977)

Referred Out: In-Common Laboratories

Instructions: Centrifuge at room temperature. Aliquot 1.0 mL serum into plastic vial. **Freeze** at once. Send copy of requisition.

LIS Mnemonic: 11-Deoxy

1, 25 Dihydroxycholecalciferol

see Vitamin D (1, 25-Dihydroxy) Level

Referred Out: In-Common Laboratories

10, 11 Epoxide

see Carbamazepine-10, 11 Epoxide

Referred Out: In-Common Laboratories

72 hour Fecal Fat

see Fat, Fecal

Referred Out: In-Common Laboratories

5HIAA, 24-Hour Urine

Tube/Specimen: 24-hour urine collected in a container with 25 mL 6N HCL.

Referred Out: In-Common Laboratories

Instructions: Specimen required: 10 mL urine aliquot of well-mixed collection.

The patient must have a diet free of avocados, bananas, tomatoes, plums, eggplant, hickory nuts, pineapple and mollusks for 2 days prior to

Section: Management System\Central Zone\PLM\General\PLM Website\General\Test Catalogue\

Doc#: 19453

Version: 172.0 Current

Effective Date: 2/2/2026

Page 7 of 239

The electronic copy that resides on the document control system is the valid document. Any paper document labeled **Uncontrolled** must be verified against the electronic version prior to use.

Uncontrolled When Printed

PLM Laboratory Test Catalogue

and during collection. Patients should be off all medications for 3 days if possible.
Record Total Volume of 24 hour urine on both the aliquot and the requisition.
Record the 'Original Container Type' on the requisition as Plain, Acid or Sodium Carbonate.
Send copy of requisition.

Refer to Appendix A for pH adjustment instructions.

Stability: 2 to 8°C (preferred) for 1 month and frozen for 90 days.

LIS Mnemonic: 5HIAA

21 Hydroxylase

see Adrenal Antibody

Referred Out: In-Common Laboratories

17 Hydroxyprogesterone (17 Alpha Hydroxyprogesterone)

Tube/Specimen: 4.0 mL Gold SST (BD#367977)

Referred Out: In-Common Laboratories

Instructions: Centrifuge at room temperature. Aliquot 1.0 mL serum into plastic vial. **Freeze** at once.
Specimen may be thawed and refrozen once.
Send copy of requisition.

LIS Mnemonic: 17OH Prog

16S

Tube/Specimen: Sterile site fluids, surgically removed tissues, amies without charcoal swabs, CSF.

Requisition: CD0432/ CD0433

Division: Virology-Immunology

Comments: Specimens generally require prior testing by culture with a negative result. Bacterial isolates that grew from a clinical specimen but were not able to be identified may be submitted.

Shipping: Amies swabs are stored at 4°C, fluids/tissues may be stored at 4°C for up to 24 hours then freeze at -20°C.

LIS Mnemonic: E 16S

18S

see Mycology (18S)

Referred Out: The Hospital for Sick Children

AAA

see Adrenal Antibody

Referred Out: In-Common Laboratories

AAT

see Alpha-1-Anti-Trypsin

Division: Clinical Chemistry - Core

Section: Management System\Central Zone\PLM\General\PLM Website\General\Test Catalogue\
Doc#: 19453

Version: 172.0 Current
Effective Date: 2/2/2026

Page 8 of 239

The electronic copy that resides on the document control system is the valid document. Any paper document labeled **Uncontrolled** must be verified against the electronic version prior to use.

Uncontrolled When Printed

PLM Laboratory Test Catalogue

ABL kinase domain mutation

see Next Generation Sequencing-Myeloid Panel

Division: Molecular Diagnostics

ABO Antibody Titre

Tube/Specimen: Two 6.0 mL Lavender EDTA (BD#367863)

Requisition: CD0001_05_2019

Division: Transfusion Medicine

Instructions: Indicate on requisition if patient is undergoing pheresis and whether pre or post.

Comments: NSHA CL-BP-040 Venipuncture for Blood Specimen Collection

Alternate Names: Anti A/Anti B Titre
Isohemagglutinin Titre

ABO Group and Rh Type

Tube/Specimen: 6.0 mL Lavender EDTA (BD#367863)

Requisition: CD0001_05_2019

Division: Transfusion Medicine

Instructions: For medical purposes only

Comments: NSHA CL-BP-040 Venipuncture for Blood Specimen Collection

Note: Specimens for pre and post-natal investigation are sent to IWK Health Centre.

Alternate Names: Blood Group and Rh Type
Group and Type

Absolute Neutrophil Count

Division: Hematopathology – Core

Alternate Names: ANC

AC Blood Sugar

see Glucose AC, Plasma

Division: Clinical Chemistry - Core

ACE

see Angiotensin Converting Enzyme, Plasma

Division: Clinical Chemistry - Core

Acetaminophen

Section: Management System\Central Zone\PLM\General\PLM Website\General\Test Catalogue\
Doc#: 19453

Version: 172.0 Current
Effective Date: 2/2/2026

Page 9 of 239

The electronic copy that resides on the document control system is the valid document. Any paper document labeled **Uncontrolled** must be verified against the electronic version prior to use.

Uncontrolled When Printed

PLM Laboratory Test Catalogue

Tube/Specimen: 6.0 mL Plain Red Top, no gel separator (BD#367815)
 Requisition: CD0002
 Division: Clinical Chemistry- Core
 Alternate Names: Tylenol
 LIS Mnemonic: ACET

Acetylcholine Receptor Antibodies (Do not confuse with Ganglionic Acetylcholine Receptor Antibody)

Tube/Specimen: 4.0 mL Gold SST (BD#367977)
 Referred Out: In-Common Laboratories
 Instructions: Centrifuge at room temperature. Aliquot 1.0 mL serum into plastic vial. **Freeze at once.**
 Do not accession for non-Nova Scotia Health *Central Zone* Hospitals.
 Send copy of requisition.
 LIS Mnemonic: ACRAB

Acetylcholinesterase, Plasma

Tube/Specimen: 3.5 mL Light Green lithium heparin (BD#367961)
 Requisition: CD0002
 Division: Clinical Chemistry - Core
 Alternate Names: Cholinesterase
 Pseudo Cholinesterase
 LIS Mnemonic: CHE

Acetylsalicylic Acid see Salicylates

Division: Clinical Chemistry - Core

Acid Mucopolysaccharide Screen see Mucopolysaccharide Screen

Referred Out: In-Common Laboratories

ACTH

Tube/Specimen: 4.0 mL Lavender EDTA (BD#367861) **on ice**
 Requisition: CD0002
 Division: Clinical Chemistry - Core
 Instructions: Collect in plastic pre-chilled tubes and keep on ice.
 Shipping: Separate at 4°C. Transfer 1.0 mL plasma to pre-chilled plastic tube using a plastic pipette.

Section: Management System\Central Zone\PLM\General\PLM Website\General\Test Catalogue\
Doc#: 19453

Version: 172.0 Current
Effective Date: 2/2/2026
 Page 10 of 239

The electronic copy that resides on the document control system is the valid document. Any paper document labeled **Uncontrolled** must be verified against the electronic version prior to use.
Uncontrolled When Printed

PLM Laboratory Test Catalogue

Freeze immediately and send frozen. Thawed specimens are unacceptable.

Alternate Names: Adrenocorticotrophic Hormone

LIS Mnemonic: ACTH

Acute Intermittent Porphyrria gene mutation

Requisition: IWK Clinical Genomics

Instructions: Do not accession; send directly to IWK Clinical Genomics lab.

Comment: Test is not performed at the QEII. Referring hospitals are to send specimens directly to the IWK Clinical Genomics lab to prevent delay in results.

Alternate Names: AIP gene
PBGD gene
Porphyrria gene mutation
HMBS
Hydroxymethylbilane Synthase gene

LIS Mnemonic: None

Adams 13 Genetics Mutation

contact Hematology Coagulation lab for more information

Adams 13 Test Activity

(Do not confuse with Adams 13 Genetics Mutation Testing)

Tube/Specimen: Two 2.7 mL Light Blue buffered sodium Citrate (BD#363083)

Referred Out: Mayo Medical Laboratories

Instructions: Send to Esoteric Coagulation Lab for processing.

Comment: Test is not performed at the QEII. Referring hospitals are to send specimens directly to the referral site which performs the test to prevent delay in results.

LIS Mnemonic: ADAM TS13

Adenovirus

Tube/Specimen: Swabs collected in UTM, Urine collected in dry sterile container, stool collected in dry sterile container.

Requisition: CD0432/CD0433

Division: Virology-Immunology

Shipping: Store at 2 to 8°C for up to 3 days. If longer freeze and ship frozen.

LIS Mnemonic: E AD
E RAN (for stool, tested along with norovirus and rotavirus)

ADH

see Copeptin

PLM Laboratory Test Catalogue

ADH (Anti-Diuretic Hormone) testing is no longer available at the QEII laboratory or any of the referral laboratories. Please refer to Copeptin testing as a surrogate for ADH.

Adrenal Antibody

Tube/Specimen: 4.0 mL Gold SST (BD#367977)

Referred Out: In-Common Laboratories

Instructions: Centrifuge at room temperature. Aliquot at least 1.0 mL serum into plastic vial. **Freeze at once.**
Send copy of requisition.

LIS Mnemonic: ADRAB

Adrenaline

see Catecholamines, Total Plasma

Referred Out: In-Common Laboratories

Adrenocorticotrophic Hormone

see ACTH

Division: Clinical Chemistry - Core

AEMA

see Endomysial Antibody

Division: Immunopathology

AF4-MLL gene fusion

Tube/Specimen: 4.0 mL Lavender EDTA (BD#367861)
Peripheral blood: Preferably 2 tubes, minimum volume 1 mL. Stability – 14 days at 4°C
Bone Marrow: 1 tube, minimum volume 1 mL. Stability – 14 days at 4°C
Tissue: Send in saline at 4°C, or frozen on dry ice. Stability – 12 hours in saline at 4°C, or 7 days frozen
RNA: Stability – 3 months frozen.

Requisition: CD0046 or CD2573

Division: Molecular Diagnostics

Instructions: Blood/bone marrow must be kept at 4°C, accompanied by requisition.
If multiple Molecular Diagnostics tests are ordered, only 2 tubes of peripheral blood or 1 tube of bone marrow are necessary.

Alternate Names: Translocation (4; 11)
t(4;11)

LIS Mnemonic: 2LAVDNA

AFP

Tube/Specimen: 4.0 mL Gold SST (BD#367977)

Requisition: CD0002

Division: Clinical Chemistry – Core

Section: Management System\Central Zone\PLM\General\PLM Website\General\Test Catalogue\
Doc#: 19453

Version: 172.0 Current
Effective Date: 2/2/2026

Page 12 of 239

The electronic copy that resides on the document control system is the valid document. Any paper document labeled **Uncontrolled** must be verified against the electronic version prior to use.

Uncontrolled When Printed

PLM Laboratory Test Catalogue

Shipping: Separate serum within 5 hours of collection. Serum stable for 7 days at 2 to 8°C. Freeze and send 1.0 mL frozen serum, if longer.

Alternate Names: Alpha Fetoprotein

LIS Mnemonic: AFP

Aids Test

see HIV-1/HIV-2

Division: Virology-Immunology

ALA, random urine

see Porphyrin Precursors, random urine

Referred Out: In-Common Laboratories

ALA Dehydratase

see Porphobilinogen Deaminase

Referred Out: In-Common Laboratories

Alanine Aminotransferase, Plasma

see ALT, Plasma

Division: Clinical Chemistry - Core

Albumin, Fluid

Tube/Specimen: 10.0 mL Body Fluid collected in sterile plastic screw top tubes

Requisition: CD0002

Division: Clinical Chemistry - Core

Shipping: If sending specimen from outside QEII HSC, transport at room temperature.

LIS Mnemonic: BF ALB

Albumin, Plasma

Tube/Specimen: 3.5 mL Light Green lithium heparin (BD#367961)

Requisition: CD0002

Division: Clinical Chemistry – Core

LIS Mnemonic: ALB

Albumin, Random Urine or 24-Hour Urine

Tube/Specimen: Random collection (preferred) using a mid-stream technique to eliminate bacterial contamination or 24-hour urine collection in a plain container.

Requisition: CD0002

Section: Management System\Central Zone\PLM\General\PLM Website\General\Test Catalogue\
Doc#: 19453

Version: 172.0 Current
Effective Date: 2/2/2026

Page 13 of 239

The electronic copy that resides on the document control system is the valid document. Any paper document labeled **Uncontrolled** must be verified against the electronic version prior to use.

Uncontrolled When Printed

PLM Laboratory Test Catalogue

Division: Clinical Chemistry - Core

Instructions: Specimen required: 4 mL urine aliquot from well-mixed collection.
Record the 'Original Container Type' on the requisition as Plain, Acid or Sodium Carbonate.
Record the Total Volume of the 24-hour urine on both the specimen aliquot and the requisition.

Stability: Room temperature for 1 day, 2 to 8°C (preferred) for 7 days and frozen for 14 days.

Alternate Names: U ACR
Albumin/Creatinine Ratio
Microalbumin, Urine

LIS Mnemonics: U ACR
U24 ALB

Alcohol, Serum

Tube/Specimen: 6.0 mL Plain Red Top, no gel separator (BD#367815)

Requisition: CD0002

Division: Clinical Chemistry - Core

Instructions: Use non-alcoholic solutions such as peroxidase, saline or warm water to clean venipuncture site. Do not use alcohol preparations.

Alternate Names: Ethanol
Ethyl Alcohol
ETOH

LIS Mnemonic: ALC

Aldosterone/Renin Activity Ratio, Plasma

Tube/Specimen: **Two** 4.0 mL Lavender EDTA (BD#367861). Indicate on requisition patient's position during collection; upright or lying down (supine).

Referred Out: In-Common Laboratories

Instructions: Patient Preparation: Patient should liberalize (not restrict) sodium intake. The following medications should be held for 4 weeks prior to testing or for as long as is clinically feasible: spironolactone, eplerenone, amiloride, triamterene, potassium-wasting diuretics, confectionary licorice, or chewing tobacco.
The best collection time is before 11 am.
Centrifuge at room temperature within 4 hours of collection; aliquot two 1.0 mL quantities of plasma and **freeze**.
Do not accession for non-Nova Scotia Health *Central Zone* Hospitals.
As of July 19, 2022 all Aldosterone and/or Renin requests will be ordered as Aldosterone/Renin Activity Ratio.
Send copy of requisition.

Stability: Room temperature 6 hours, refrigerated 4 hours and frozen 30 days.

LIS Mnemonic: ARRATIO

Aldosterone, 24-Hour Urine

Tube/Specimen: 24-hour urine collected in plain 24 hour urine bottle

Referred Out: In-Common Laboratories

PLM Laboratory Test Catalogue

Instructions: Specimen required: 10 mL urine aliquot from well-mixed collection.
Record the 'Original Container Type' on the requisition as Plain, Acid or Sodium Carbonate.
Record Total Volume of the 24-hour urine on both the aliquot and requisition.
Identify drugs administered within 2 weeks as some drugs have a low cross-reactivity in this assay.

Comments: Specimens with Boric Acid are acceptable.
Do not accession for non-Nova Scotia Health *Central Zone* Hospitals.
Send copy of requisition.

Stability: Room temperature for 2 days, 2 to 8°C (preferred) for 10 days and frozen for 3 weeks.

LIS Mnemonic: ALDOS U

ALK see Alkaline Phosphatase, Plasma

Division: Clinical Chemistry - Core

ALK-NPM gene fusion

Tube/Specimen: Tissue: Formalin-fixed paraffin embedded (FFPE)

Referred Out: MAYO Medical Laboratories

Instructions: Do not accession. NSH and all zones- FFPE tissue will be referred out by the Anatomical Pathology lab.

Comment: Test is not performed at the QEII. IWK and labs from outside NS are to send specimens directly to the referral site which performs the test to prevent delay in results.

Alternate Names: Translocation (2;5)
t(2;5)

LIS Mnemonic: None

ALK PHOS see Alkaline Phosphatase, Plasma

Division: Clinical Chemistry – Core

Alkaline Phosphatase, Bone see Bone Alkaline Phosphatase

Referred Out: Mayo Medical Laboratories

Alkaline Phosphatase, Isoenzyme (Do not confuse with Bone Alkaline Phosphatase)

Tube/Specimen: 4.0 mL Gold SST (BD#367977)

Referred Out: In-Common Laboratories

Instructions: Centrifuge and aliquot 1.0 mL serum into a plastic vial. **Freeze.**
Do not accession for non-Nova Scotia Health *Central Zone* Hospitals.
Send copy of requisition.

LIS Mnemonic: ALPISO

PLM Laboratory Test Catalogue

Alkaline Phosphatase, Plasma

Tube/Specimen: 3.5 mL Light Green lithium heparin (BD#367961)

Requisition: CD0002

Division: Clinical Chemistry - Core

Alternate Names: ALP
ALK
ALK PHOS
Phosphatase, Alkaline

LIS Mnemonic: ALP

ALP

see Alkaline Phosphatase, Plasma

Division: Clinical Chemistry - Core

Alpha Fetoprotein

see AFP

Division: Clinical Chemistry - Core

Alpha Galactosidase, Whole Blood

(Do not confuse with Alpha-Gal IgE)

Tube/Specimen: One 6.0 mL Dark Green **sodium heparin** (BD#367878) or 6.0 mL Dark Green **lithium heparin**, no gel separator (BD#367886)
Collect only Monday to Wednesday before noon.
Contact Referred Out at 902-473-7237 before collection.

Referred Out: Hospital for Sick Children, Metabolic Diseases Laboratory

Instructions: **Do Not Centrifuge.**
Do not accession for non-Nova Scotia Health *Central Zone* Hospitals.
Ship at room temperature same day of collection. **Time Sensitive.**

LIS Mnemonic: MISC REF

Alpha Thalassemia, DNA Testing

Tube/Specimen: Three 4.0 mL Lavender EDTA (BD#367861)

Referred Out: McMaster University Medical Centre

Instructions: **Do Not Centrifuge.**
Ship at room temperature.

LIS Mnemonic: MISC HEM

Alpha Thalassemia Screen

see Hemoglobin Electrophoresis

Division: Hematopathology - Immunology

PLM Laboratory Test Catalogue

Alpha Tocopherol

see Vitamin E Level

Referred Out: In-Common Laboratories

Alpha-1-Acid Glycoprotein

(Do not confuse with Alpha Glycoprotein Subunit)

Tube/Specimen: 6.0 mL Plain Red Top, no gel separator (BD#367815)

Referred Out: In-Common Laboratories

Instructions: Centrifuge at room temperature. Aliquot 1.0 mL serum into a plastic vial and **freeze**.
Send copy of requisition.

LIS Mnemonic: A1AGP

Alpha-1-AntiTrypsin

Tube/Specimen: 4.0 mL Gold SST (BD#367977)

Requisition: CD0002

Division: Clinical Chemistry - Core

Shipping: Separate serum within 5 hours of collection. Serum stable for 48 hours at 2 to 8°C. Freeze and send frozen serum, if longer.

LIS Mnemonic: AAT

Alternate Name: A1AT

Alpha-1-Antitrypsin Genotype

Tube/Specimen: One 4.0 mL Lavender EDTA (BD#367861) **AND** One 6.0 mL Plain Red Top, no gel separator (BD#367815)

Referred Out: In-Common Laboratories

Instructions: Centrifuge the plain red tube at room temperature and aliquot 1.0 mL of serum.
Do NOT centrifuge the lavender EDTA tube and whole blood should be submitted in original collection tube.
Do not accession for non-Nova Scotia Health *Central Zone* Hospitals.
Send copy of requisition.

Stability: Ambient 21 days, refrigerated 30 days, frozen 30 days.

LIS Mnemonic: A1ATG SB

Alternate Name: AAT (A1AT) Mutation Analysis

Alpha-1-Antitrypsin Phenotype

See Alpha-1-Antitrypsin Genotype

Referred Out: In-Common Laboratories

Alpha-1-Antitrypsin Proteotype

See Alpha-1-Antitrypsin Genotype

PLM Laboratory Test Catalogue

Referred Out: In-Common Laboratories

Alpha-2-Anti Plasmin

Tube/Specimen: Two 2.7 mL Light Blue buffered sodium citrate (BD#363083)

Referred Out: Hamilton General Hospital

Instructions: Send to Hematology Coagulation Lab for processing.

Comment: Test is not performed at the QEII. Referring hospitals are to send specimens directly to the referral site which performs the test to prevent delay in results.

LIS Mnemonic: Antiplasmin

ALT, Plasma

Tube/Specimen: 3.5 mL Light Green lithium heparin (BD#367961)

Requisition: CD0002

Division: Clinical Chemistry - Core

Alternate Names: Alanine Aminotransferase
SGPT

LIS Mnemonic: ALT

Aluminum Level

Tube/Specimen: 6.0 mL Royal Blue Trace Element K2 EDTA tube (BD 368381)

Referred Out: In-Common Laboratories

Instructions: Centrifuge at room temperature. Aliquot 3.0 mL plasma into a plastic transfer vial. **Freeze.**
Do not accession for non-Nova Scotia Health *Central Zone* Hospitals.
Send copy of requisition.

LIS Mnemonic: Aluminum

AMA

see Anti-Mitochondrial Antibodies

Division: Immunopathology

AMH

see Anti-Mullerian Hormone

Referred Out: Mayo Medical Laboratories

Amikacin Level

Tube/Specimen: 6.0 mL Plain Red Top, no gel separator (BD#367815)

Requisition: CD0002A/CD0002B

Section: Management System\Central Zone\PLM\General\PLM Website\General\Test Catalogue\
Doc#: 19453

Version: 172.0 Current
Effective Date: 2/2/2026

Page 18 of 239

The electronic copy that resides on the document control system is the valid document. Any paper document labeled **Uncontrolled** must be verified against the electronic version prior to use.

Uncontrolled When Printed

PLM Laboratory Test Catalogue

Division:	Microbiology
Instructions:	Do not take blood from catheter or from site of injection of the antibiotic. Take Pre blood specimen immediately before dose is administered. Take Post blood specimen 30 minutes after completion of intravenous dose or 60 minutes after an intramuscular dose is administered. The time specimen was collected (pre/post) should be indicated on the requisition and tubes.
Note:	This test will be referred out by the Microbiology lab.
Alternate Names:	Aminoglycoside Level
LIS Mnemonic:	RO AMIK

Amino Acid Quantitative Plasma

Tube/Specimen:	6.0 mL Dark Green lithium heparin , no gel separator (BD#367886) on ice
Referred Out:	IWK Metabolic Lab
Instructions:	Patient fasting is preferred. Centrifuge at room temperature immediately or within 4 hours of collection if specimen is kept refrigerated. Aliquot 2.0 mL heparinized plasma into plastic vial. Refrigerate for up to 24 hours. If unable to ship within 24 hours, freeze and ship frozen. Otherwise ship same day with cold pack. Do not accession for non-Nova Scotia Health <i>Central Zone</i> Hospitals; send directly to IWK Metabolic Lab Specimen should be accompanied by a Metabolic Investigation Form completed by the ordering physician.
LIS Mnemonic:	AA PL QT

Amino Acid, Quantitative, Random Urine or 24-Hour Urine

Tube/Specimen:	Random urine collection must be a mid-stream technique to eliminate bacterial contamination. Timed (12-hour or 24-hour) specimens are also acceptable.
Referred Out:	IWK Metabolic Lab
Instructions:	Specimen required: 10 mL urine aliquot from well-mixed collection. Record the 'Original Container Type' on the requisition as Plain, Acid or Sodium Carbonate. Do not accession for non-Nova Scotia Health <i>Central Zone</i> Hospitals; send directly to IWK Metabolic Lab Specimen should be accompanied by a Metabolic Investigation Form completed by the ordering physician.
Stability:	Room temperature less than 2 days, 2 to 8°C (preferred) for 3 days, frozen indefinitely.
LIS Mnemonic:	U AA U AA 24 (24-Hour)

Amino Acid Screen, Qualitative, Random Urine or 24-Hour Urine

Tube/Specimen:	Collection must be in a plain container; random using mid-stream technique to eliminate bacterial contamination. Timed 12-hour and 24-hour collections are also acceptable.
Referred Out:	IWK Metabolic Lab
Instructions:	Specimen required: 10 mL urine aliquot from well-mixed collection. Record the 'Original Container Type' on the requisition as Plain, Acid or Sodium Carbonate. Do not accession for non-Nova Scotia Health <i>Central Zone</i> Hospitals; send directly to IWK Metabolic Lab Specimen should be accompanied by a Metabolic Investigation Form completed by the ordering physician.
Stability:	Room temperature less than 2 days, 2 to 8°C (preferred) for 3 days, frozen indefinitely.
LIS Mnemonic:	Miscellaneous Referred-Out

Section: Management System\Central Zone\PLM\General\PLM Website\General\Test Catalogue\
Doc#: 19453

Version: 172.0 Current
Effective Date: 2/2/2026

Page 19 of 239

The electronic copy that resides on the document control system is the valid document. Any paper document labeled **Uncontrolled** must be verified against the electronic version prior to use.

Uncontrolled When Printed

PLM Laboratory Test Catalogue

Aminoglycoside Levels

see Gentamicin, or Tobramycin, or Vancomycin

Division: Clinical Chemistry - Core

Aminophylline

see Theophylline

Division: Clinical Chemistry - Core

Amiodarone Level

Tube/Specimen: 6.0 mL Plain Red Top, no gel separator (BD#367815)

Referred Out: In-Common Laboratories

Instructions: Centrifuge at room temperature. Aliquot 1.0 mL serum into a plastic transfer vial. **Freeze at once.**
To monitor therapy, draw trough specimen prior to next dose.
Analysis includes Desethylamiodarone.
Send copy of requisition.

LIS Mnemonic: Amiod Lvl

Amitriptyline Level

Tube/Specimen: 6.0 mL Plain Red Top, no gel separator (BD#367815)

Referred Out: In-Common Laboratories

Instructions: Centrifuge at room temperature. Aliquot 1.0 mL serum into a plastic transfer vial. **Freeze.**
Do not accession for non-Nova Scotia Health *Central Zone* Hospitals

Note: Royal Blue Trace Element SERUM tube (BD #368380) and Lavender topped EDTA plasma are also acceptable.
Indicate specimen type on tube.
Send copy of requisition.

LIS Mnemonic: AMIT

AML1-ETO gene fusion

Tube/Specimen: 4.0 mL Lavender EDTA (BD#367861)
Peripheral blood: Preferably 2 tubes, minimum volume 1 mL. Stability – 14 days at 4°C
Bone marrow: 1 tube, minimum volume 1 mL. Stability – 14 days at 4°C
Tissue: Send in saline at 4°C, or frozen on dry ice. Stability – 12 hours in saline at 4°C, or 7 days frozen
RNA: Stability – 3 months frozen.

Requisition: CD0046 or CD2573

Division: Molecular Diagnostics

Instructions: Blood/bone marrow must be kept at 4°C, accompanied by requisition.
If multiple Molecular Diagnostics are ordered, only 2 tubes of peripheral blood or 1 tube of bone marrow are necessary.

Alternate Names: Translocation (8;21)
t (8;21)
RUNX1-RUNX1T1

LIS Mnemonic: 2LAVDNA

Section: Management System\Central Zone\PLM\General\PLM Website\General\Test Catalogue\
Doc#: 19453

Version: 172.0 Current
Effective Date: 2/2/2026


Page 20 of 239

The electronic copy that resides on the document control system is the valid document. Any paper document labeled **Uncontrolled** must be verified against the electronic version prior to use.

Uncontrolled When Printed

PLM Laboratory Test Catalogue

Ammonia, Plasma

Tube/Specimen:  2.0 mL Lavender EDTA (BD#367841)

Requisition: CD0002

Division: Clinical Chemistry - Core

Instructions: Tube must be filled to capacity.
Label tube with patient information with waterproof ink, immediately immerse in slurry of ice and water and deliver to Processing area within 20 minutes.
Centrifuge at 4°C and aliquot plasma within 30 minutes of collection.
Plasma aliquot must be kept on ice before analysis.
Plasma may be stored at 4°C for up to 2 hours if necessary. Freeze if unable to immediately analyze.

Shipping: Plasma aliquot is stable for 15 minutes at 15 to 25°C, 2 hours at 4 to 8°C and 3 weeks frozen.
Freeze/thaw once.

LIS Mnemonic: AMMON

Amoebiasis

Tube/Specimen: 4.0 mL Gold SST (BD#367977)

Requisition: CD0002A/CD0002B

Division: Virology-Immunology

Instructions: Clinical data should be indicated on the requisition.

Note: This test will be referred out by the laboratory.

Alternate Names: Amoebic Serum
Hemagglutination

LIS Mnemonic: RO AMOEBA

Amoebic Serum

see Amoebiasis - IHA

Division: Virology-Immunology

Amylase and CEA, Pancreatic Cyst Fluid

Tube/Specimen: 1 mL Pancreatic Cyst Fluid collected in a sterile plastic screw top container

Requisition: CD0002

Division: Clinical Chemistry - Core

Shipping: If sending specimen from outside QEII HSC, transport refrigerated. Stable 72 hours refrigerated.

LIS Mnemonic: PCF AMY and CEA
PCF CEA and AMY

PLM Laboratory Test Catalogue

Amylase, Plasma

Tube/Specimen: 3.5 mL Light Green lithium heparin (BD#367961)
 Requisition: CD0002
 Division: Clinical Chemistry - Core
 Alternate Names: Diastase
 LIS Mnemonic: AMY

Amylase, Urine

Tube/Specimen: Timed urine collection (examples: 2-hour, 24-hour)
 Requisition: CD0002
 Division: Clinical Chemistry - Core
 Instructions: Specimen required: 4 mL urine aliquot from well-mixed collection.
 Record the 'Original Container Type' on the requisition as Plain, Acid or Sodium Carbonate.
 Comments: Random collections are only available on pancreatic transplant patients.
 Stability: Room temperature 1 day, 2 to 8°C (preferred) for 7 days and frozen for 2 weeks.
 LIS Mnemonic: U AMY T

ANA

see Anti-Nuclear Antibody

Division: Immunopathology

Anafranil

see Clomipramine

Referred Out: In-Common Laboratories

Anaplasma

see Hem Microorganism

Division: Hematopathology-Microscopy

Anaplasma PCR

Tube/Specimen: 4.0 mL Gold SST (BD#367977)
 Requisition: CD0002A/CD0002B
 Division: Virology-Immunology
 Instructions: Clinical data should be indicated on the requisition.
 LIS Mnemonic: RO ANAPLPCR

PLM Laboratory Test Catalogue

Anaplasma Serology

Tube/Specimen: 4.0 mL Gold SST (BD#367977)
 Requisition: CD0002A/CD0002B
 Division: Virology-Immunology
 Instructions: Clinical data should be indicated on the requisition.
 LIS Mnemonic: RO ANAPLSER

ANC

see Absolute Neutrophil Count

Division: Hematopathology - Core

ANCA

see Vasculitis Panel

Division: Immunopathology

Androstenedione

Tube/Specimen: 4.0 mL Gold SST (BD#367977)
 Requisition: CD0002
 Division: Clinical Chemistry - Core
 Shipping: Separate serum within 5 hours of collection. Serum stable for 24 hours at 2 to 8°C. Freeze and send frozen serum, if longer.
 Alternate Names: Delta 4 Androstenedione
 LIS Mnemonic: ANDRO

ANF

see Anti-Nuclear Antibody

Division: Immunopathology

Angiotensin Converting Enzyme, Plasma

Tube/Specimen: 3.5 mL Light Green lithium heparin (BD#367961)
 Requisition: CD0002
 Division: Clinical Chemistry - Core
 Shipping: Plasma stable for 7 days at 2 to 8°C. Frozen aliquots are acceptable.
 Alternate Names: ACE
 LIS Mnemonic: ACE

Anion Gap, Plasma

Section: Management System\Central Zone\PLM\General\PLM Website\General\Test Catalogue\
 Doc#: 19453

Version: 172.0 Current
 Effective Date: 2/2/2026

Page 23 of 239

The electronic copy that resides on the document control system is the valid document. Any paper document labeled **Uncontrolled** must be verified against the electronic version prior to use.

Uncontrolled When Printed

PLM Laboratory Test Catalogue

Tube/Specimen: 3.5 mL Light Green lithium heparin (BD#367961)

Requisition: CD0002

Division: Clinical Chemistry – Core

Comments: Specimens must be delivered to the laboratory within 2 hours of collection.
Testing for Anion Gap includes Sodium (Na), Potassium (K), Chloride (Cl) and Total CO₂.

Shipping: Separate plasma within 2 hours of collection.

Alternate Names: Anion Gap

LIS Mnemonic: AGAP

Anti A / Anti B Titre see ABO Antibody Titre

Division: Transfusion Medicine

Anti TTG see Anti-Tissue Transglutaminase

Division: Immunopathology

Anti-Adrenal Antibody see Adrenal Antibody

Referred Out: In-Common Laboratories

Anti-AMPA Receptor, Serum or CSF

Tube/Specimen: One 4.0 mL Gold SST (BD#367977) or 3.0 mL CSF

Referred Out: In-Common Laboratories

Instructions: Centrifuge at room temperature and aliquot at least 1.0 mL serum into plastic vial. **Freeze.**
Do not accession for non-Nova Scotia Health *Central Zone* Hospitals
Send copy of requisition.

Stability: Room temperature 4 days; refrigerated at 2 to 8 °C for 7 days and frozen >6 months.

LIS Mnemonic: AMPA
AMPA CSF

Antibody Screen see Type and Screen (ABO/Rh and Antibody Screen)

Division: Transfusion Medicine

Alternate Names: Indirect Antiglobulin Test
IDAT

Anti-Borrelia Antibodies see Lyme Antibodies

Division: Virology-Immunology

Section: Management System\Central Zone\PLM\General\PLM Website\General\Test Catalogue\
Doc#: 19453

Version: 172.0 Current
Effective Date: 2/2/2026
Page 24 of 239

The electronic copy that resides on the document control system is the valid document. Any paper document labeled **Uncontrolled** must be verified against the electronic version prior to use.

Uncontrolled When Printed

PLM Laboratory Test Catalogue

Anti-Cardiolipin Ab

Tube/Specimen: 4.0 mL Gold SST (BD#367977)
 Requisition: CD0002
 Division: Immunopathology
 Comments: This is not the same as an antiphospholipid antibody. Anti-Cardiolipin belongs to Anti Phospholipid Family.
 Alternate Names: Cardio Ab
 Cardiolipin Antibodies
 LIS Mnemonic: CARD

Anti-CCP

see Anti Cyclic Citrullinated Peptide

Division: Immunopathology

Anti-Centromere Antibody

see Anti-Nuclear AB, (ANA)

Division: Immunopathology

Anti-Centromere B

see Anti-Nuclear AB, (ANA)

Division: Immunopathology

Anti-Chromatin

see Anti-Nuclear AB, (ANA)

Division: Immunopathology

Anti-Cochlear Ab FORWARD

see F68KD

Referred Out: Mayo Medical Laboratories

Anti-Cyclic Citrullinated Peptide

Tube/Specimen: 4.0 mL Gold SST (BD#367977)
 Requisition: CD0002
 Division: Immunopathology
 Alternate Names: Anti-CCp
 CCP
 Cyclic Citrullinated Peptide Antibody
 LIS Mnemonic: CCP

Anti-Depressant Level

Physician must specify name of drugs

Section: Management System\Central Zone\PLM\General\PLM Website\General\Test Catalogue\
 Doc#: 19453

Version: 172.0 Current
 Effective Date: 2/2/2026

Page 25 of 239

The electronic copy that resides on the document control system is the valid document. Any paper document labeled **Uncontrolled** must be verified against the electronic version prior to use.

Uncontrolled When Printed

PLM Laboratory Test Catalogue

Anti-Diuretic Hormone (ADH, Vasopressin) see Copeptin

ADH testing is no longer available at the QEII laboratory or any of the referral laboratories. Please refer to Copeptin testing as a surrogate for ADH.

Anti-DNA Ab see Anti-Nuclear AB, (ANA)

Division: Immunopathology

Anti-Double Stranded DNA see Anti-ds DNA

Division: Immunopathology

Anti-DPPX (Dipeptidyl aminopeptidase-like 6), Serum or CSF

Tube/Specimen: 4.0 mL Gold SST (BD#367977) or 3.0 mL CSF

Referred Out: In-Common Laboratories

Instructions: Centrifuge at room temperature and aliquot at least 1.0 mL serum into plastic vial. **Freeze.**
Do not accession for non-Nova Scotia Health *Central Zone* Hospitals
Send copy of requisition.

Stability: Room temperature 4 days; refrigerated at 2 to 8 °C for 7 days and frozen >6 months.

LIS Mnemonic: DPPX
DPPX CSF

Anti-ds DNA see Anti-Nuclear AB, (ANA)

Division: Immunopathology

ANTI-ds DNA see Anti-Nuclear Ab

Division: Immunopathology

Anti-GABAB Receptor, Serum or CSF

Tube/Specimen: 4.0 mL Gold SST (BD#367977) or 3.0 mL CSF

Referred Out: In-Common Laboratories

Instructions: Centrifuge at room temperature and aliquot at least 1.0 mL serum into plastic vial. **Freeze.**
Do not accession for non-Nova Scotia Health *Central Zone* Hospitals
Send copy of requisition.

Stability: Room temperature 4 days; refrigerated at 2 to 8 °C for 7 days and frozen >6 months.

LIS Mnemonic: GABAB
GABABCSF

Anti-GAD

Section: Management System\Central Zone\PLM\General\PLM Website\General\Test Catalogue\
Doc#: 19453

Version: 172.0 Current
Effective Date: 2/2/2026

Page 26 of 239

The electronic copy that resides on the document control system is the valid document. Any paper document labeled **Uncontrolled** must be verified against the electronic version prior to use.

Uncontrolled When Printed

PLM Laboratory Test Catalogue

Tube/Specimen: 4.0 mL Gold SST (BD#367977) preferred, 6.0 mL Plain Red Top, no gel separator (BD#367815) acceptable.

Referred Out: In-Common Laboratories

Instructions: Centrifuge at room temperature and aliquot 1.0 mL of serum into plastic vial.
Send copy of requisition.

Stability: 7 days at room temperature, 28 days at 2 to 8°C or frozen.

LIS Mnemonic: Anti-GAD

Anti-GBM Ab

see Vasculitis Panel

Division: Immunopathology

Anti-Gliadin IgG or IgA

see Anti-Tissue Transglutaminase

Division: Immunopathology

Anti-Glomerular Basement

see Vasculitis Panel

Division: Immunopathology

Anti-HMGR Antibodies

see Autoimmune Myopathy/Myositis Profile

Referred Out: In-Common Laboratories

Anti-Hu

see Paraneoplastic Antibodies

Referred Out: In-Common Laboratories

Anti-Hu, CSF

see Paraneoplastic Antibodies

Referred Out: In-Common Laboratories

Anti-Jo-1

see Anti-Nuclear AB, (ANA)

Division: Immunopathology

Anti-LKM

see Liver Kidney Microsomal Antibodies

Referred Out: In-Common Laboratories

Anti-MAG

see Myelin Associated Glycoprotein Antibody

Referred Out: In-Common Laboratories

PLM Laboratory Test Catalogue

Anti-MOG

see Neuromyelitis Optica (NMO_IgG)

Referred Out: In-Common Laboratories

Antimicrobial Resistance and Nosocomial Infections (ARNI) (MRSA, VRE, ESBLs, Acinetobacter, C. difficile, Strep. Pneumoniae)

Tube/Specimen: Isolate, Susceptibility testing

Referred Out: Antimicrobial Resistance and Nosocomial Infections (ARNI)

Instructions: Shipped as Category B.

Anti-Microsomal Antibodies

see Anti-thyroid Peroxidase Antibodies

Division: Clinical Chemistry – Core

Anti-Mitochondrial Ab

Tube/Specimen: 4.0 mL Gold SST (BD#367977)

Requisition: CD0002

Division: Immunopathology

Alternate Names: AMA2

Anti-MPO

see Vasculitis Panel

Division: Immunopathology

Anti-Mullerian Hormone

Tube/Specimen: **Prior to Collection, patient must contact the Blood Collection Technical Specialist 902-717-8214 for collection arrangements.**
6.0 mL Plain Red Top, no gel separator (BD#367815)

Referred Out: In-Common Laboratories

Instructions: Centrifuge at room temperature and aliquot serum into plastic vial. **Freeze.**
Do not accession for non-Nova Scotia Health *Central Zone* Hospitals.

LIS Mnemonic: AMH

Anti-Mup44/NT5C1

see Autoimmune Myopathy/Myositis Profile

Referred Out: In-Common Laboratories

Anti-MuSK (Muscle Specific Kinase) Antibody

Tube/Specimen: 4.0 mL Gold SST (BD#367977)

Section: Management System\Central Zone\PLM\General\PLM Website\General\Test Catalogue\
Doc#: 19453

Version: 172.0 Current
Effective Date: 2/2/2026

Page 28 of 239

The electronic copy that resides on the document control system is the valid document. Any paper document labeled **Uncontrolled** must be verified against the electronic version prior to use.

Uncontrolled When Printed

PLM Laboratory Test Catalogue

Referred Out: In-Common Laboratories

Instructions: Centrifuge at room temperature and aliquot 1.0 mL serum into plastic vial. **Freeze.**
Do not accession for non-Nova Scotia Health *Central Zone* Hospitals
Send copy of requisition.

Stability: 28 days frozen

LIS Mnemonic: MUSK

Anti-NDNA see Anti-ds DNA

Division: Immunopathology

Anti-Neutrophil Cytoplasmic Ab see Vasculitis Panel

Division: Immunopathology

Anti-Nuclear Antibody (ANA)

Tube/Specimen: 4.0 mL Gold SST (BD#367977)

Requisition: CD0002

Division: Immunopathology

Note: If anti-nuclear ab screen is negative no further test will be reported. If anti-nuclear ab screen is positive the following tests will be reported.
Anti-ds DNA: Anti-Chromatin; Anti-Ribosomal P; Anti-SS-A/RO; Anti-SS-B/LA; Anti-Centromere B; Anti-Sm; Anti-Sn/RNP; Anti-RNP;
Anti-Scl-70; Anti-JO-1

LIS Mnemonic: ANA

Alternate Names: ANF
Anti-Nuclear Factor
Nuclear Factor

Anti-Nuclear Factor see Anti-Nuclear Antibody

Division: Immunopathology

Anti-Pancreatic Islet Cell Antibody

Alternate Names: APICA
Islet Cell Antibody
Pancreatic Islet Cell antibody

Note: Pancreatic Islet Cell Antibody testing is no longer offered in Nova Scotia Health Central Zone Laboratories as of September 23rd, 2024. Glutamic Acid Decarboxylase 65 Antibodies (Anti-GAD) will be ordered instead.

Anti-Parietal Cell see Autoantibodies Panel

Referred Out: In-Common Laboratories

PLM Laboratory Test Catalogue

Anti-PC

see Autoantibodies Panel

Referred Out: In-Common Laboratories

Skin Antibodies

Tube/Specimen: Collect two 4.0 mL Gold SST (BD#367977)

Referred Out: In-Common Laboratories

Instructions: Centrifuge at room temperature and aliquot 3 mL serum into one aliquot tube.

Stability: 2 to 8 °C 14 days and frozen 30 days

LIS Mnemonic: Anti-PP

Alternate Names: Anti-Basement Membrane Antibody
Skin Basement Membrane Antibody
Anti-Pemphigoid Antibody
Anti-Pemphigus Antibody
Anti-Pemphigus/Pemphigoid Antibodies
Intercellular Skin Antibody

Anti-Phospholipase A2 Receptor (Anti-PLA2R)

Tube/Specimen: 4.0 mL Gold SST (BD#367977)

Referred Out: In-Common Laboratories

Instructions: Centrifuge at room temperature and aliquot at least 1.0 mL serum into plastic vial. **Freeze.**
Do not accession for non-Nova Scotia Health *Central Zone* Hospitals
CSF specimen acceptable.
Send copy of requisition.

Stability: Refrigerated at 2 to 8 °C for 14 days and frozen >14 days.

LIS Mnemonic: PLA2R

Anti-PLA2R

see Anti-Phospholipase A2 Receptor

Referred Out: In-Common Laboratories

Anti-Plasmin

see Alpha-2-Anti-Plasmin

Referred Out: Hamilton Regional Hospital

Anti-Platelet Antibody/Platelet Typing

Tube/Specimen: **Seven** 6.0 mL Yellow ACD glass (BD#364816) **or** **Nine** 2.7 mL Light Blue buffered sodium citrate (BD#363083) **and one** 10.0 mL red topped tube.

Referred Out: McMaster University HSC

Section: Management System\Central Zone\PLM\General\PLM Website\General\Test Catalogue\
Doc#: 19453

Version: 172.0 Current
Effective Date: 2/2/2026

Page 30 of 239

The electronic copy that resides on the document control system is the valid document. Any paper document labeled **Uncontrolled** must be verified against the electronic version prior to use.

Uncontrolled When Printed

PLM Laboratory Test Catalogue

Instructions: Send to Hematology Coagulation Lab for processing.

LIS Mnemonic: Miscellaneous Hematology

Anti-PR3 see Vasculitis Panel

Division: Immunopathology

Anti-Proteinase 3 see Vasculitis Panel

Division: Immunopathology

Anti-Retinal Autoantibody

Tube/Specimen: **Two** 4.0 mL Gold SST (BD#367977) **or two** 6.0 mL Plain Red Top, no gel separator (BD#367815)

Referred Out: Mayo Medical Laboratories

Instructions: Ensure Mayo Ocular Immunology Test Request form is completed by physician.
Centrifuge and aliquot 5 mL serum (minimum volume is 3 mL) into a referred out aliquot tube.
Do not accession for non-Nova Scotia Health *Central Zone* Hospitals
Send copy of requisition.

Stability: Refrigerated 7 days.

LIS Mnemonic: Miscellaneous Referred Out

Anti-Ri see Paraneoplastic Antibodies

Referred Out: In-Common Laboratories

Anti-Ri, CSF see Paraneoplastic Antibodies, CSF

Referred Out: In-Common Laboratories

Anti-Ribosomal P see Anti-Nuclear AB, (ANA)

Division: Immunopathology

Anti-RNP see Anti-Nuclear AB, (ANA)

Division: Immunopathology

Anti-Scl-70 see Anti-Nuclear AB, (ANA)

Division: Immunopathology

Skeletal Muscle Antibodies

Section: Management System\Central Zone\PLM\General\PLM Website\General\Test Catalogue\
Doc#: 19453

Version: 172.0 Current
Effective Date: 2/2/2026

Page 31 of 239

The electronic copy that resides on the document control system is the valid document. Any paper document labeled **Uncontrolled** must be verified against the electronic version prior to use.

Uncontrolled When Printed

PLM Laboratory Test Catalogue

Tube/Specimen: 4.0 mL Gold SST (BD#367977)

Referred Out: In-Common Laboratories

Instructions: Centrifuge at room temperature and aliquot at least 1.0 mL serum into plastic vial.
Do not accession for non-Nova Scotia Health Central Zone Hospitals.
Send copy of requisition.

Stability: Refrigerated at 2 to 8 °C 14 days and frozen 30 days.

LIS Mnemonic: ASKMA

Anti-Sm **see Anti-Nuclear AB, (ANA)**

Division: Immunopathology

Anti-Smooth Muscle **see Autoantibodies Panel**

Referred Out: In-Common Laboratories

Anti-SM **see Autoantibodies Panel**

Referred Out: In-Common Laboratories

Anti-Sm/RNP **see Anti-Nuclear AB, (ANA)**

Division: Immunopathology

Anti-SS-A/Ro **see Anti-Nuclear AB, (ANA)**

Division: Immunopathology

Anti-SS-B/La **see Anti-Nuclear Ab**

Division: Immunopathology

Anti-Streptolysin "O" Titer

Tube/Specimen: 4.0 mL Gold SST (BD#367977)

Requisition: CD0002

Division: Clinical Chemistry - Core

Shipping: Separate serum within 5 hours of collection. Serum stable for 48 hours at 2 to 8°C. Freeze and send frozen serum, if longer.

Alternate Names: ASOT
ASO Titer

LIS Mnemonic: ASOT

Section: Management System\Central Zone\PLM\General\PLM Website\General\Test Catalogue\
Doc#: 19453

Version: 172.0 Current
Effective Date: 2/2/2026

Page 32 of 239

The electronic copy that resides on the document control system is the valid document. Any paper document labeled **Uncontrolled** must be verified against the electronic version prior to use.

Uncontrolled When Printed

PLM Laboratory Test Catalogue

Anti-Striated Muscle Antibody

see Autoantibodies Panel

Referred Out: In-Common Laboratories

Anti-Thrombin (III) (AT)

Tube/Specimen: 2.7 mL Light Blue buffered sodium citrate (BD#363083), must be a full draw

Requisition: CD0002

Division: Hematopathology - Coagulation

Referrals: Send 2 frozen aliquots of 1.0 mL platelet-poor plasma (see Coagulation Testing under Specimen Collection Information) in Polypropylene vials (12x75).

Alternate Names: Anti-Thrombin
Anti-Thrombin Activity
Anti-Thrombin III
Anti- Thrombin III Assay

Anti-Thyroglobulin Antibodies

Tube/Specimen: 4.0 mL Gold SST (BD#367977)

Requisition: CD0002

Division: Clinical Chemistry - Core

Comments: Nova Scotia Health Central Zone: Anti-Thyroglobulin requests are automatically also assayed for Thyroglobulin and TSH. All other Nova Scotia Health Zones: Anti-Thyroglobulin requests are automatically also assayed for Thyroglobulin.

Shipping: Separate serum within 5 hours of collection. Serum stable for 7 days at 2 to 8°C. Freeze and send frozen serum, if longer.

Alternate Names: TAB-TA
Thyroglobulin Antibodies
Thyroid Antibodies-Thyroglobulin

LIS Mnemonic: TG (3 panel test) (High Sensitivity) [for Nova Scotia Health Central Zone]
TG and TGAB referred in (High Sensitivity) [all other Nova Scotia Health Zones]

Anti-Thyroid Antibodies

see Anti-Thyroid Peroxidase Antibodies

Division: Clinical Chemistry - Core

Anti-Thyroid Peroxidase

Tube/Specimen: 4.0 mL Gold SST (BD#367977)

Requisition: CD0002

Division: Clinical Chemistry - Core

Shipping: Separate serum within 5 hours of collection. Serum stable for 2 days at 2 to 8°C. Freeze and send frozen serum, if longer.

Section: Management System\Central Zone\PLM\General\PLM Website\General\Test Catalogue\
Doc#: 19453

Version: 172.0 Current
Effective Date: 2/2/2026

Page 33 of 239

The electronic copy that resides on the document control system is the valid document. Any paper document labeled **Uncontrolled** must be verified against the electronic version prior to use.

Uncontrolled When Printed

PLM Laboratory Test Catalogue

Alternate Names: Anti-Microsomal Antibodies
Anti-Thyroid Antibodies
Anti-TPO
Thyroid Antibodies

LIS Mnemonic: ANTI-TPO
TAB

Anti-Thyrotropin Receptor Antibody

see Thyroid Receptor Antibody

Referred Out: In-Common Laboratories

Anti-Tissue Transglutaminase

Tube/Specimen: 4.0 mL Gold SST (BD#367977)

Requisition: CD0002A/CD0002B

Division: Immunopathology

Shipping: Specimens can only be stored at 2 to 8°C for 7 days, freeze and send frozen serum, if longer.

Note: TTG IgA specimens which flag low for IgA level will be referred out for Gliadin IgG testing.
TTG IgA specimens ≥ 149 U/mL will be referred out for Endomysial antibody testing if patient is ≥ 16 years old. If < 16 years old, the specimen will be held and referred out for Endomysial antibody testing upon request from a pediatric gastroenterologist only.

Alternate Names: Anti-TTG
TTG
Tissue Transglutaminase
Celiac Screen/Disease

LIS Mnemonic: TTG

Anti-Topoisomerase

see Anti-Nuclear Ab

Division: Immunopathology

Anti-TPO

see Anti-Thyroid Peroxidase Antibodies

Division: Clinical Chemistry - Core

Anti-Xa

Tube/Specimen: 2.7 mL Light Blue buffered sodium citrate (BD#363083)

Requisition: CD0002

Division: Hematopathology - Coagulation

Instructions: Requisition must indicate the type of LMWH the patient is receiving.

Referrals: Send 2 frozen aliquots of 1.0 mL platelet-poor plasma (see Coagulation Testing under Specimen Collection Information) in polypropylene vials (12x75).

Section: Management System\Central Zone\PLM\General\PLM Website\General\Test Catalogue\
Doc#: 19453

Version: 172.0 Current
Effective Date: 2/2/2026

Page 34 of 239

The electronic copy that resides on the document control system is the valid document. Any paper document labeled **Uncontrolled** must be verified against the electronic version prior to use.

Uncontrolled When Printed

PLM Laboratory Test Catalogue

Send on dry ice.

Alternate Names: Heparin XA

Anti-Yo

see Paraneoplastic Antibodies

Referred Out: In-Common Laboratories

Anti-Yo, CSF

see Paraneoplastic Antibodies, CSF

Referred Out: In-Common Laboratories

APA

see Autoantibodies Panel

Referred Out: In-Common Laboratories

Apolipoprotein A1

Tube/Specimen: 4.0 mL Gold SST (BD#367977)

Referred Out: In-Common Laboratories

Instructions: Fasting (12 to 14 hours) is recommended, but non-fasting is acceptable.
Separate within 2 hours of collection. Aliquot 1.0 mL of serum and freeze.
Lavender EDTA plasma is acceptable.
Do not accession for non-Nova Scotia Health *Central Zone* Hospitals
Send copy of requisition.

Stability: Refrigerated 7 days, frozen 90 days.

LIS Mnemonic: APO A1

Apolipoprotein B

Tube/Specimen: **Nova Scotia Health Central Zone:** 3.5 mL Light Green lithium heparin (BD#367961). **Referrals:** 1.0 mL aliquot of frozen serum

Requisition: CD0002

Division: Clinical Chemistry - Core

Shipping: Centrifuge within 4 hours of collection.

Stability: Plasma stable 24 hours at room temperature and 3 days at 2 to 8°C.
Frozen serum specimens accepted and are stable for 60 days.

Referrals: **Frozen plasma will not be accepted.**

Alternate Names: APO B

LIS Mnemonic: APO B

ARBO Virus

Section: Management System\Central Zone\PLM\General\PLM Website\General\Test Catalogue\
Doc#: 19453

Version: 172.0 Current
Effective Date: 2/2/2026

Page 35 of 239

The electronic copy that resides on the document control system is the valid document. Any paper document labeled **Uncontrolled** must be verified against the electronic version prior to use.

Uncontrolled When Printed

PLM Laboratory Test Catalogue

Tube/Specimen: 4.0 mL Gold SST (BD#367977)

Requisition: CD0002A/CD0002B

Division: Virology-Immunology

Instructions: Clinical data should be indicated on the requisition, including specific virus request.
Jamestown Canyon and Snowshoe Hare requests require paired sera collected 14 days apart OR serum AND CSF.

Alternate Names: California Encephalitis
Dengue Virus
Eastern Equine Encephalitis
Western Equine Encephalitis
Chikungunya Virus
Jamestown Canyon
Snowshoe Hare
Japanese Encephalitis
Powassan
Yellow Fever

LIS Mnemonic: RO ARBO

Arsenic, Random Urine or 24-Hour, Inorganic

Tube/Specimen: Random collection using a mid-stream technique to eliminate bacterial contamination or 24-hour urine collection (preferred) in a plain container.

Referred Out: In-Common Laboratories

Instructions: Specimen required: 15 mL urine aliquot from well-mixed collection.
Record the 'Original Container Type' on the requisition as Plain, Acid or Sodium Carbonate.
Do not accession for non-Nova Scotia Health *Central Zone* Hospitals
Avoid seafood consumption for five days prior to collection.
Record Total Volume of the 24-hour urine on both the aliquot and requisition.
Send copy of requisition.

Stability: Room temperature 14 days, refrigerated or frozen for 11 months.

LIS Mnemonic: INARS U
INARSRU

Arsenic, Whole Blood

Tube/Specimen: Royal Blue topped Trace Element K2 EDTA tube (BD# 368381)

Referred Out: In-Common Laboratories

Instructions: **Do Not Centrifuge.**
Do not accession for non-Nova Scotia Health *Central Zone* Hospitals
Keep refrigerated.
Send copy of requisition.

LIS Mnemonic: ARS WB

ASA

see Salicylates

Division: Clinical Chemistry - Core

PLM Laboratory Test Catalogue

ASCA

see *Saccharomyces* cer Antibodies

Referred Out: In-Common Laboratories

Ascorbic Acid Level

see Vitamin C

Referred Out: In-Common Laboratories

ASKMA

see Skeletal Muscle Antibodies

Referred Out: In-Common Laboratories

ASOT

see Anti-Streptolysin "O" Titer

Division: Clinical Chemistry - Core

Aspartate Amino Transferase

see AST, Plasma

Division: Clinical Chemistry - Core

Aspergillosis

Tube/Specimen: 4.0 mL Gold SST (BD#367977)

Requisition: CD0432/ CD0433

Division: Virology-Immunology

Note: Farmer's Lung, Pidgeon Serum Test, and Bird Antigen Testing not available.

LIS Mnemonic: RO ASPER

Aspirin

see Salicylates

Division: Clinical Chemistry - Core

AST, Plasma

Tube/Specimen: 3.5 mL Light Green lithium heparin (BD#367961)

Requisition: CD0002

Division: Clinical Chemistry - Core

Alternate Names: Aspartate Amino Transferase
SGOT

LIS Mnemonic: AST

PLM Laboratory Test Catalogue

Autoantibodies Panel

Tube/Specimen: 4.0 mL Gold SST (BD#367977)
Referred Out: In-Common Laboratories
Instructions: Aliquot serum and **freeze**.
LIS Mnemonic: AUTOAB

Autoimmune Encephalitis Panel

Tube/Specimen: One 4.0 mL Gold SST (BD#367977) or 3.0 mL CSF
Referred Out: In-Common Laboratories
Instructions: Centrifuge at room temperature and aliquot at least 1.0 mL of serum into plastic vial. **Freeze**.
Do not accession for non-Nova Scotia Health *Central Zone* Hospitals
Send copy of requisition.
Stability: Refrigerated 14 days and frozen 30 days.
LIS Mnemonic: AEP SP or AEP CSF

Autoimmune Inflammatory Myopathy /Myositis Profile

see Autoimmune Myopathy/Myositis Profile

Referred Out: In-Common Laboratories

Autoimmune Liver Disease Profile, Serum

Tube/Specimen: One 4.0 mL Gold SST (BD#367977)
Referred Out: In-Common Laboratories
Instructions: Centrifuge at room temperature and aliquot at least 1.0 mL serum into plastic vial. **Freeze**.
Do not accession for non-Nova Scotia Health *Central Zone* Hospitals
Send copy of requisition.
Stability: Refrigerated 14 days and frozen 60 days.
LIS Mnemonic: ALDAB S

Autoimmune Muscle Disease Profile

see Autoimmune Myopathy/Myositis Profile

Referred Out: In-Common Laboratories

Autoimmune Myopathy/Myositis Profile

Tube/Specimen: 4.0 mL Gold SST (BD#367977)
Referred Out: In-Common Laboratories
Instructions: Aliquot at least 1.0 mL of serum. **Freeze** aliquot.

Section: Management System\Central Zone\PLM\General\PLM Website\General\Test Catalogue\
Doc#: 19453

Version: 172.0 Current
Effective Date: 2/2/2026

Page 38 of 239

The electronic copy that resides on the document control system is the valid document. Any paper document labeled **Uncontrolled** must be verified against the electronic version prior to use.

Uncontrolled When Printed

PLM Laboratory Test Catalogue

Do not accession for non-Nova Scotia Health *Central Zone* Hospitals
CSF specimen acceptable.
Send copy of requisition.

Stability: Room temperature 4 days; refrigerated at 2 to 8 °C for 7 days and frozen >6 months.

Alternate Names: Anti-HMGCR
Anti-Mup44/NT5C1
Autoimmune Inflammatory Myopathy/Myositis Profile
Autoimmune Muscle Disease Profile
Muscle Autoimmune Myositis Panel

LIS Mnemonic: MYOSITIS

Autoimmune Retinopathy Panel (ARP)

see Anti-Retinal Autoantibody

Referred Out: Mayo Medical Laboratories

Autoimmune Thrombocytopenia Purpura

Tube/Specimen: **Seven** 6.0 mL Yellow ACD glass (BD#364816) or **Nine** 2.7 mL Light Blue buffered sodium citrate (BD#363083).

Referred Out: McMaster University HSC

Instructions: Send to Hematology Coagulation Lab for processing.

LIS Mnemonic: Miscellaneous Hematology

Aventyl

see Amitriptyline

Referred Out: In-Common Laboratories

Babesia

see Hem Microorganism

Division: Hematopathology-Microscopy

Babesia PCR

Tube/Specimen: 4.0 mL Lavender EDTA (BD#367861)

Requisition: CD0002A/CD0002B

Division: Virology-Immunology

Instructions: Clinical data should be indicated on the requisition.

Note: This test will be referred out by the laboratory.

LIS Mnemonic: RO BABPCR

Babesia Serology

Section: Management System\Central Zone\PLM\General\PLM Website\General\Test Catalogue\
Doc#: 19453

Version: 172.0 Current
Effective Date: 2/2/2026

Page 39 of 239

The electronic copy that resides on the document control system is the valid document. Any paper document labeled **Uncontrolled** must be verified against the electronic version prior to use.

Uncontrolled When Printed

PLM Laboratory Test Catalogue

Tube/Specimen: 4.0 mL Gold SST (BD#367977)

Requisition: CD0002A/CD0002B

Division: Virology-Immunology

Instructions: Clinical data should be indicated on the requisition.

Note: This test will only be referred out by the laboratory if approved by a Microbiologist.

LIS Mnemonic: RO BABSER

Bacterial vaginosis/Vulvovaginal candidiasis/Trichomoniasis PCR

Tube/Specimen: Aptima Multitest swabs

Requisition: CD0432/ CD0433

Division: Virology-Immunology

Shipping: Store at 2 to 30°C for up to 30 days

LIS Mnemonic: BVPAN

Barbiturate Screen

Tube/Specimen: 6.0 mL Plain Red Top, no gel separator (BD#367815)

Referred Out: In-Common Laboratories

Instructions: Centrifuge at room temperature.
Aliquot 3.0 mL of serum into plastic transfer vial. **Freeze.**
Send copy of requisition.

LIS Mnemonic: BARBS

Bartonella Serology

Tube/Specimen: 4.0 mL Gold SST (BD#367977)

Requisition: CD0002A/CD0002B

Division: Microbiology-Immunology

Instructions: Clinical data should be indicated on the requisition.

Note: This test will be referred out by the laboratory.

LIS Mnemonic: RO BART

B Cell Counts

Tube/Specimen: 6.0 mL Green lithium heparin, no gel separator (BD#367886)

Requisition: CD0002C

Division: Hematopathology - Flow Cytometry

Section: Management System\Central Zone\PLM\General\PLM Website\General\Test Catalogue\
Doc#: 19453

Version: 172.0 Current
Effective Date: 2/2/2026
Page 40 of 239

The electronic copy that resides on the document control system is the valid document. Any paper document labeled **Uncontrolled** must be verified against the electronic version prior to use.

Uncontrolled When Printed

PLM Laboratory Test Catalogue

Instructions: Specimens should arrive in the Flow Cytometry lab on the same day of collection, however, must arrive within 24 hours of collection and no later than 14:00 hours on Fridays (or the day before a holiday).
The requisition must accompany the specimen to the Flow laboratory.

Shipping: Maintain specimen at room temperature.

Alternate Name: CD19 TESTING

LIS Mnemonic: CELL SM

B-cell lymphoid clonality

Tube/Specimen: 4.0 mL Lavender EDTA (BD#367861)
Peripheral blood: Preferably 2 tubes, minimum volume 1 mL. Stability – 14 days at 4°C
Bone marrow: 1 tube, minimum volume 1 mL. Stability – 14 days at 4°C
Tissue: Send in saline at 4°C, or frozen on dry ice. Stability – 12 hours in saline at 4°C, or 7 days frozen.
Alternately, send fixed tissue in paraffin block.
DNA: Stability – 3 months at 4°C or frozen

Requisition: CD0046 or CD2573

Division: Molecular Diagnostics

Instructions: Blood/bone marrow must be kept at 4°C, accompanied by requisition.
Any specimen referred from outside of Nova Scotia Health Central Zone must also be accompanied by a printout of the CBC results, as it is important to know the white blood cell count prior to extracting the DNA.
If multiple Molecular Diagnostics tests are ordered, only 2 tubes of peripheral blood or 1 tube of bone marrow are necessary.

Alternate Names: Ig gene rearrangement
Ig heavy chain
Lymphoma protocol

LIS Mnemonic: 2LAVDNA

BCL-1 see BCL1-IGH gene fusion

Division: Molecular Diagnostics

BCL1-IGH gene fusion

Tube/Specimen: 4.0 mL Lavender EDTA (BD#367861)
Peripheral blood: 1 tube, minimum volume 1 mL. Stability – 9 days at 4°C
Bone marrow: 1 tube, minimum volume 1 mL. Stability – 9 days at 4°C
Tissue: Formalin-fixed paraffin embedded (FFPE)

Referred Out: MAYO Medical Laboratories

Instructions: NSH and all zones- Send peripheral blood or bone marrow to Esoteric Molecular Diagnostics Lab for processing. FFPE tissue will be referred out by the Anatomical Pathology lab.

Comments: Test is not performed at the QEII. IWK and labs from outside NS are to send specimens directly to the referral site which performs the test to prevent delay in results.

Alternate Names: BCL-1
t(11;14)
Translocation (11;14)
Cyclin-D1 PRAD1

Section: Management System\Central Zone\PLM\General\PLM Website\General\Test Catalogue\
Doc#: 19453

Version: 172.0 Current
Effective Date: 2/2/2026
Page 41 of 239

The electronic copy that resides on the document control system is the valid document. Any paper document labeled **Uncontrolled** must be verified against the electronic version prior to use.
Uncontrolled When Printed

PLM Laboratory Test Catalogue

Lymphoma, mantle cell

LIS Mnemonic: 2LAVDNA

BCL-2

see BCL2-IGH gene fusion

Division: Molecular Diagnostics

BCL2-IGH gene fusion

Tube/Specimen: 4.0 mL Lavender EDTA (BD#367861)
 Peripheral blood: 1 tube, minimum volume 1 mL. Stability – 9 days at 4°C
 Bone marrow: 1 tube, minimum volume 1 mL. Stability – 9 days at 4°C
 Tissue: Formalin-fixed paraffin embedded (FFPE)

Referred Out: MAYO Medical Laboratories

Instructions: NSH and all zones- Send peripheral blood or bone marrow to Esoteric Molecular Diagnostics Lab for processing. FFPE tissue will be referred out by the Anatomical Pathology lab.

Comments: Test is not performed at the QEII. IWK and labs from outside NS are to send specimens directly to the referral site which performs the test to prevent delay in results.

Alternate Names: BCL-2
 t(14;18)
 Translocation (14;18)
 Lymphoma, follicular

LIS Mnemonic: 2LAVDNA

BCR-ABL gene fusion

Tube/Specimen: 4.0 mL Lavender EDTA (BD#367861)
 Peripheral blood: Preferably 2 tubes, minimum volume 1 mL. Stability – 14 days at 4°C
 Bone marrow: 1 tube, minimum volume 1 mL. Stability – 14 days at 4°C
 Tissue: Send in saline at 4°C, or frozen on dry ice. Stability – 12 hours in saline at 4°C, or 7 days frozen
 RNA: Stability – 3 months frozen

Requisition: CD0046 or CD2573

Division: Molecular Diagnostics

Instructions: Blood/bone marrow must be kept at 4°C, accompanied by requisition.
 If multiple Molecular Diagnostics tests are ordered, only 2 tubes of peripheral blood or 1 tube of bone marrow are necessary.

Alternate Names: Quantitative BCR/abl
 Philadelphia chromosome
 Translocation (9;22)

LIS Mnemonic: 2LAVDNA

BCR-ABL mutation

see Next Generation Sequencing-Myeloid Panel

(Mutation Analysis of BCR-abl transcripts,
 ABL Kinase domain mutation)

PLM Laboratory Test Catalogue

Division: Molecular Diagnostics

B-Ctx **see C-Telopeptide**

Referred Out: In-Common Laboratories

Benzodiazepine **see Clonazepam (Clonazepine)**

Referred Out: In-Common Laboratories

Beryllium Lymphocyte Proliferation (BeLPT)

Note: Beryllium Lymphocyte Proliferation (BeLPT) test is no longer offered at NSH Central Zone.

Beta-2-Glycoprotein Antibody

Tube/Specimen: One 4.0 mL Gold SST (BD#367977)

Referred Out: In-Common Laboratories

Instructions: Centrifuge at room temperature.
Aliquot serum into one plastic vial for a minimum of 1.0 mL serum.
Freeze at once.
If specimen thaws, it is unsuitable for analysis.
Do not accession for non-Nova Scotia Health *Central Zone* Hospitals
Send copy of requisition.

LIS Mnemonic: B2GLYAB

Beta-2-Microglobulin, Serum

Tube/Specimen: 4.0 mL Gold SST (BD#367977)

Requisition: CD0002

Division: Clinical Chemistry - Core

Shipping: Separate serum within 5 hours of collection. Serum stable for 7 days at 2 to 8°C. Freeze and send frozen serum, if longer.

LIS Mnemonic: B2M

Beta-2-Microglobulin, Urine

Tube/Specimen: Random urine with pH adjusted to 6.0 to 8.0 within 30 minutes of collection.

Referred Out: In-Common Laboratories

Instructions: Available at QE II VG site Blood Collection only.
Aliquot and **freeze**.
Do not accession for non-Nova Scotia Health *Central Zone* Hospitals
Send copy of requisition.

Section: Management System\Central Zone\PLM\General\PLM Website\General\Test Catalogue\
Doc#: 19453

Version: 172.0 Current
Effective Date: 2/2/2026

Page 43 of 239

The electronic copy that resides on the document control system is the valid document. Any paper document labeled **Uncontrolled** must be verified against the electronic version prior to use.

Uncontrolled When Printed

PLM Laboratory Test Catalogue

LIS Mnemonic: B2MG U

Beta-Carotene (β -Carotene)

see Carotene

Referred Out: In-Common Laboratories

Beta-CrossLaps

see C-Telopeptide

Referred Out: In-Common Laboratories

Beta Hydroxybutyrate

Tube/Specimen: 4.0 mL Gold SST (BD#367977)

Referred Out: In-Common Laboratories

Instructions: Centrifuge at room temperature.
Aliquot 1.0 mL of serum into plastic transfer vial. **Freeze** at once.
Do not accession for non-Nova Scotia Health *Central Zone* Hospitals
Send copy of requisition.

LIS Mnemonic: BHYB

Beta-Transferrin

β -Transferrin (includes β 1-Transferrin and β 2-Transferrin)

Tube/Specimen: Fluid specimen; indicate source

Referred Out: In-Common Laboratories

Instructions: **Freeze.**
Do not accession for non-Nova Scotia Health *Central Zone* Hospitals
Send copy of requisition.

LIS Mnemonic: BETATRANS

Bethesda (Factor VIII C Inhibitor)

see Factor VIII C Inhibitor

Division: Hematopathology - Coagulation

Bethesda (Factor IX Inhibitor)

see Factor IX Inhibitor

Division: Hematopathology - Coagulation

Bicarbonate, Plasma

Tube/Specimen: 3.5 mL Light Green lithium heparin (BD#367961)

Requisition: CD0002

Section: Management System\Central Zone\PLM\General\PLM Website\General\Test Catalogue\
Doc#: 19453

Version: 172.0 Current
Effective Date: 2/2/2026

Page 44 of 239

The electronic copy that resides on the document control system is the valid document. Any paper document labeled **Uncontrolled** must be verified against the electronic version prior to use.

Uncontrolled When Printed

PLM Laboratory Test Catalogue

Division: Clinical Chemistry - Core

Comments: Specimens must be delivered to the laboratory within 2 hours of collection.

Shipping: Separate plasma within 2 hours of collection

Alternate Names: HCO3
TCO2
Total CO2

LIS Mnemonic: CO2
TOTAL CO2

Bile Acids/Bile Salts

Tube/Specimen: 4.0 mL Gold SST (BD#367977)
Patient must be fasting for 12 hours. Unknown or Not Fasting status will not be processed.

Referred Out: IWK Chemistry

Instructions: Centrifuge at room temperature within 2 hours of collection.
Aliquot at least 0.5 mL of serum into plastic vial. **Freeze** at once.

Stability: Room temperature 24 hours, refrigerated 7 days, frozen 30 days.

LIS Mnemonic: BILET

Bilirubin Direct, Plasma

Tube/Specimen: 3.5 mL Light Green lithium heparin (BD#367961)

Requisition: CD0002

Division: Clinical Chemistry - Core

Instructions: Total Bilirubin will also be assayed.

Alternate Names: Direct Bilirubin
VDB

LIS Mnemonic: BILI D

Bilirubin Indirect, Plasma

Tube/Specimen: 3.5 mL Light Green lithium heparin (BD#367961)

Requisition: CD0002

Division: Clinical Chemistry - Core

Instructions: Total and Direct Bilirubin will be assayed; the Indirect Bilirubin will be calculated from the Total and Direct.

Alternate Names: Indirect Bilirubin

LIS Mnemonic: BILI I

PLM Laboratory Test Catalogue

Bilirubin Total, Fluids

Tube/Specimen: 10.0 mL Body Fluid collected in sterile plastic screw top tubes

Requisition: CD0002

Division: Clinical Chemistry - Core

Shipping: If sending specimen from outside QEII HSC, transport at room temperature.
Transport at room temperature wrapped in tin foil to protect from light.

LIS Mnemonic: BF BILI T

Bilirubin Total, Plasma

Tube/Specimen: 3.5 mL Light Green lithium heparin (BD#367961)

Requisition: CD0002

Division: Clinical Chemistry - Core

Alternate Names: Total Bilirubin
Total VDB

LIS Mnemonic: BILI T

Bioavailable Testosterone, Plasma/Serum

Tube/Specimen: a) Nova Scotia Health Central Zone collection: 4.0 mL Gold SST (BD#367977) & 3.5 mL Light Green lithium heparin (BD#367961)
OR
b) Outside of Nova Scotia Health Central Zone collection: Gold Stoppered SST **only**.

Requisition: CD0002

Division: Clinical Chemistry - Core

Comments: Testing includes Bioavailable Testosterone, Testosterone, Albumin and Sex Hormone Binding Globulin.

Shipping: Outside of Nova Scotia Health Central Zone collection: Separate serum within 5 hours of collection. Serum stable for 7 days at 2 to 8°C.
Freeze and send two 1.0 mL frozen serum aliquots. **DO NOT SEND FROZEN PLASMA.**

LIS Mnemonic: BA TEST

Biquin Level

see Quinidine Level

Referred Out: In-Common Laboratories

Blastomycosis

Tube/Specimen: 4.0 mL Gold SST (BD#367977)

Requisition: CD0432/ CD0433

Division: Microbiology-Immunology

Instructions: Clinical data should be indicated on the requisition.

Section: Management System\Central Zone\PLM\General\PLM Website\General\Test Catalogue\
Doc#: 19453

Version: 172.0 Current
Effective Date: 2/2/2026
Page 46 of 239

The electronic copy that resides on the document control system is the valid document. Any paper document labeled **Uncontrolled** must be verified against the electronic version prior to use.

Uncontrolled When Printed

PLM Laboratory Test Catalogue

Note: This test will be referred out by the laboratory.

LIS Mnemonic: RO BLASTO

Blood C&S see Blood Cultures

Division: Microbiology

Blood Cultures

Tube/Specimen: Refer to "Microbiology User's Manual" for collection procedures

Requisition: QE 7125

Division: Microbiology

Comments: Used to detect aerobic and anaerobic bacteria, fungi and mycobacteria.

Alternate Names: Blood C&S
Culture & Sensitivity

LIS Mnemonics: Aerobic (and or fungus): M BLDAE
Anaerobic: M BLDAN
Aerobic (and or fungus) and Anaerobic: M BLD
Mycobacterium: M BLDTB
Source: Blood
Body Site/Free text: As indicated

Blood Film, Differential, Manual

Tube/Specimen: 4.0 mL Lavender EDTA (BD#367861)

Requisition: CD0002

Division: Hematopathology - Microscopy

Instructions: Any Differential ordered will have a slide reviewed.

Blood Gases, Arterial

Tube/Specimen: Pre-heparinized Blood Gas syringe at **Room Temperature**.
Maximum heparin ratio must be <10 IU/mL blood
Recommended volume: 1 mL
Minimum volume: 0.7 mL

Requisition: CD3211_05 – 2022

Division: Clinical Chemistry - Core

Comments: Ensure specimen is mixed for at least 20 seconds to ensure proper mixing with heparin. If using syringe, remove needle; do not transport with needle attached; label barrel with patient information in waterproof ink. Place labelled requisition and syringe in a transport bag (**NOT ON ICE**) and deliver to Processing Area immediately. The patient's temperature and whether patient is receiving supplementary oxygen or room air must be indicated on the requisition. The Blood Gas should be analyzed within 30 minutes of collection.

Shipping: If sending specimen from outside QEII HSC, notify Laboratory at 902-473-6545 when specimen is in transport and when it is expected.

Section: Management System\Central Zone\PLM\General\PLM Website\General\Test Catalogue\
Doc#: 19453

Version: 172.0 Current
Effective Date: 2/2/2026

Page 47 of 239

The electronic copy that resides on the document control system is the valid document. Any paper document labeled **Uncontrolled** must be verified against the electronic version prior to use.

Uncontrolled When Printed

PLM Laboratory Test Catalogue

Alternate Names: Oxygen Content
Oxygen Saturation
Co-Oximetry

LIS Mnemonic: ABG full panel

Blood Gases, Mixed Venous

Tube/Specimen: Pre-heparinized Blood Gas syringe at **Room Temperature**.
Maximum heparin ratio must be <10 IU/mL blood
Recommended volume: 1 mL
Minimum volume: 0.7 mL
Note: Mixed VBG Panel is only for specimens drawn from the pulmonary artery catheter (PAC) to measure the end result of O₂ consumption and delivery.

Requisition: CD3211_05 – 2022

Division: Clinical Chemistry - Core

Comments: Ensure specimen is mixed for at least 20 seconds to ensure proper mixing with heparin. If using syringe, remove needle; do not transport with needle attached; label barrel with patient information in waterproof ink. Place labelled requisition and syringe in a transport bag (**NOT ON ICE**) and deliver to Processing Area immediately. The patient's temperature and whether patient is receiving supplementary oxygen or room air must be indicated on the requisition. The Blood Gas should be analyzed within 30 minutes of collection.

Shipping: If sending specimen from outside QEII HSC, notify Laboratory at 902-473-6545 when specimen is in transport and when it is expected.

Alternate Names: Oxygen Content
Oxygen Saturation
Co-Oximetry

LIS Mnemonic: MVBG

Blood Gases, Venous Extended

Tube/Specimen: Pre-heparinized Blood Gas syringe at **Room Temperature**.
Maximum heparin ratio must be <10 IU/mL blood
Recommended volume: 1 mL
Minimum volume: 0.7 mL
Note: Venous blood gases are not available for collection at Nova Scotia Health Outpatient Blood Collection sites.
Note: VBG ExtPnl requests are limited to patients with diabetic ketoacidosis (DKA) or other critical conditions where arterial specimens cannot be drawn. If electrolytes, glucose, lactate, hemoglobin, or ionized calcium are required; use the standard test requisition form CD0002A and collect specimen(s) as indicated.

Requisition: CD3211_05 – 2022

Division: Clinical Chemistry - Core

Comments: Ensure specimen is mixed for at least 20 seconds to ensure proper mixing with heparin. If using syringe, remove needle; do not transport with needle attached; label barrel with patient information in waterproof ink. Place labelled requisition and syringe in a transport bag (**NOT ON ICE**) and deliver to Processing Area immediately. The patient's temperature and whether patient is receiving supplementary oxygen or room air must be indicated on the requisition. The Blood Gas should be analyzed within 30 minutes of collection.

Shipping: If sending specimen from outside QEII HSC, notify Laboratory at 902-473-6545 when specimen is in transport and when it is expected.

Alternate Names: Oxygen Content
Oxygen Saturation
Co-Oximetry

PLM Laboratory Test Catalogue

LIS Mnemonic: VBG ExtPnl

Blood Gases, Venous Standard

Tube/Specimen: Pre-heparinized Blood Gas syringe at **Room Temperature**.
Maximum heparin ratio must be <10 IU/mL blood
Recommended volume: 1 mL
Minimum volume: 0.7 mL
Note: Venous blood gases are not available for collection at Nova Scotia Health Outpatient Blood Collection sites.

Requisition: CD3211_05 – 2022

Division: Clinical Chemistry - Core

Comments: Ensure specimen is mixed for at least 20 seconds to ensure proper mixing with heparin. If using syringe, remove needle; do not transport with needle attached; label barrel with patient information in waterproof ink. Place labelled requisition and syringe in a transport bag (**NOT ON ICE**) and deliver to Processing Area immediately. The patient's temperature and whether patient is receiving supplementary oxygen or room air must be indicated on the requisition. The Blood Gas should be analyzed within 30 minutes of collection.

Shipping: If sending specimen from outside QEII HSC, notify Laboratory at 902-473-6545 when specimen is in transport and when it is expected.

Alternate Names: Oxygen Content
Oxygen Saturation
Co-Oximetry

LIS Mnemonic: VBG StdPnl

Blood Group and Rh Type

see ABO Group and Rh Type

Division: Transfusion Medicine

Blood Porphyrins

see Porphyrin Screen, Plasma

Referred Out: In-Common Laboratories

Blood Sugar

see Glucose AC, Plasma

Division: Clinical Chemistry - Core

Body Fluids

see specific test for instructions.

Bone Alkaline Phosphatase (Bone Specific Alkaline Phosphatase)

Tube/Specimen: 4.0 mL Gold SST (BD#367977)

Referred Out: In-Common Laboratories

Instructions: Centrifuge at room temperature.
Aliquot 1.0 mL of serum into plastic transfer vial. **Freeze** at once.
Do not accession for non-Nova Scotia Health *Central Zone* Hospitals
Send copy of requisition.

Section: Management System\Central Zone\PLM\General\PLM Website\General\Test Catalogue\
Doc#: 19453

Version: 172.0 Current
Effective Date: 2/2/2026
Page 49 of 239

The electronic copy that resides on the document control system is the valid document. Any paper document labeled **Uncontrolled** must be verified against the electronic version prior to use.
Uncontrolled When Printed

PLM Laboratory Test Catalogue

LIS Mnemonic: Bone ALP

Bone Marrow Aspiration- Bedside Collection

Tube/Specimen: See Instructions

Requisition: CD0046

Division: Hematopathology-Microscopy

Instructions: For QEII patients: Phone 902-473-6667 to book a technologist to spread the films (available Mon-Fri 09:00-16:00 hours) and collect requested specimens (Flow Cytometry, Molecular Diagnostics or Cytogenetics). Technologist is not available weekends or Holidays unless approved by Hematopathologist. A CBC and manual differential must be collected within 48 hours of the marrow collection.

Bone Marrow Aspiration- EDTA Collection

Please Note: Hematology Clinic and Dartmouth General Hospital are the only sites approved for EDTA collections.

Tube/Specimen: 2.0 mL Lavender EDTA (BD#367841)

Requisition: CD0046

Division: Hematopathology-Microscopy

Instructions: EDTA Marrows must be received in lab by 16:30 (Monday to Friday only, excluding holidays). The Laboratory must be notified when sending an EDTA bone marrow (Phone 902-473-6667). A CBC and manual differential must be collected within 48 hours of the marrow collection.

Bone Marrow Biopsy

Requisition: CD0046

Division: Hematopathology - Microscopy

Instructions: Procedure is done when bone marrow aspiration is booked at 902-473-6667.

Bone Marrow for Cytogenetics

Tube/Specimen: 4.0 mL Dark green sodium heparin (BD#367871) or 6.0 mL Dark green sodium heparin (BD#367878)

Referred out: IWK Clinical genomics Lab. Send STAT same day

Requisition: CD0046 and IWK Oncology Cytogenetic Karyotype Requisition obtained from <https://iwkhealth.ca/health-professionals/clinical-genomics>

Division: Hematopathology-Microscopy

Instructions: QEII patients for this procedure must be booked with Hematopathology at 902-473-6667. Complete specimen type and date and time specimen collected on IWK requisition.

Bordetella Pertussis PCR

Tube/Specimen: Nasopharyngeal aspirate/swab (NPA/NPS)

Referred Out: IWK Microbiology Lab

Section: Management System\Central Zone\PLM\General\PLM Website\General\Test Catalogue\
Doc#: 19453

Version: 172.0 Current
Effective Date: 2/2/2026

Page 50 of 239

The electronic copy that resides on the document control system is the valid document. Any paper document labeled **Uncontrolled** must be verified against the electronic version prior to use.

Uncontrolled When Printed

PLM Laboratory Test Catalogue

Instructions: Do not accession, send to QEII Microbiology.
Shipped as Biological Substances B.

Bordetella Pertussis Serology

Tube/Specimen: 4.0 mL Gold SST (BD#367977)
Requisition: CD0002A/CD0002B
Division: Microbiology-Immunology
LIS Mnemonic: RO BORD

Borrelia Antibodies

see Lyme Antibodies

Division: Virology-Immunology

Borrelia-Lyme

see Lyme Antibodies

Division: Virology-Immunology

BR

see CA 15-3

Division: Clinical Chemistry - Core

BRAF

see Next Generation Sequencing – Solid Tumor panel

Division: Molecular Diagnostics

BRCA 1/2 in ovarian cancer

see Somatic BRCA mutation in ovarian tumor

Division: Molecular Diagnostics

Breast Cancer Marker

see CA 15-3

Division: Clinical Chemistry - Core

Brucella Abortus Serology

Tube/Specimen: 4.0 mL Gold SST (BD#367977)
Requisition: CD0002A/CD0002B
Division: Virology-Immunology
Instructions: Convalescent specimen should be sent 10-14 days after acute specimen with a new requisition.
LIS Mnemonic: RO BRUC

PLM Laboratory Test Catalogue

BUN see Urea, Plasma

Division: Clinical Chemistry - Core

C0 see Cyclosporine

Division: Clinical Chemistry - Toxicology

C1 Esterase Inhibitor see C1 Inactivator

Division: Clinical Chemistry - Immunology

C1 Esterase Inhibitor “Functional”

Tube/Specimen: 2.7 mL Light Blue buffered sodium citrate (BD#363083)

Referred Out: In-Common Laboratories

Instructions: Centrifuge at room temperature.
Separate plasma. **Freeze** at once.
Do not accession for non-Nova Scotia Health *Central Zone* Hospitals
Send copy of requisition.

LIS Mnemonic: C1ESTF

C1 Inactivator

Tube/Specimen: 6.0 mL Plain Red Top, no gel separator (BD#367815)

Requisition: CD0002

Division: Clinical Chemistry - Immunology

Shipping: Ensure the specimen is allowed to clot for 30 minutes before centrifuging and removing the serum. Double centrifugation (after serum has been removed from plain red topped tube) is required to prevent red blood cells being present in the specimen. Two aliquot vials should be frozen and sent on dry ice.

Alternate Names: C1 Esterase Inhibitor

C1Q Complement Component

Tube/Specimen: 4.0 mL Lavender EDTA (BD#367861)

Referred Out: In-Common Laboratories

Instructions: Centrifuge at room temperature within 1 hour of collection.
Aliquot platelet-poor plasma.
Do not accession for non-Nova Scotia Health *Central Zone* Hospitals
Send copy of requisition.

Stability: 4 days at room temperature, 10 days at 2 to 8°C, 29 days frozen.

LIS Mnemonic: C1QL

Section: Management System\Central Zone\PLM\General\PLM Website\General\Test Catalogue\
Doc#: 19453

Version: 172.0 Current
Effective Date: 2/2/2026
Page 52 of 239

The electronic copy that resides on the document control system is the valid document. Any paper document labeled **Uncontrolled** must be verified against the electronic version prior to use.

Uncontrolled When Printed

PLM Laboratory Test Catalogue

C2 **see Cyclosporine**

Division: Clinical Chemistry - Toxicology

C282Y **see Hemochromatosis**

Division: Molecular Diagnostics

C3 C4 **see Complement Serum (C3 C4)**

Division: Clinical Chemistry - Core

CA **see Calcium, Plasma**

Division: Clinical Chemistry – Core

CA125

Tube/Specimen: 4.0 mL Gold SST (BD#367977)

Requisition: CD0002

Division: Clinical Chemistry - Core

Shipping: Separate serum within 5 hours of collection. Serum stable for 7 days at 2 to 8°C. Freeze and send 1.0 mL frozen serum.

Alternate Names: Ovarian Cancer Antigen

LIS Mnemonic: CA 125

CA15-3

Tube/Specimen: 4.0 mL Gold SST (BD#367977)

Requisition: CD0002

Division: Clinical Chemistry - Core

Shipping: Separate serum within 5 hours of collection. Serum stable for 7 days at 2 to 8°C. Freeze and send frozen serum, if longer.

Alternate Names: Breast Cancer Marker
BR

LIS Mnemonic: CA 15-3

CA 19-9 Level

Tube/Specimen: 4.0 mL Gold SST (BD#367977)

Requisition: CD0002

Section: Management System\Central Zone\PLM\General\PLM Website\General\Test Catalogue\
Doc#: 19453

Version: 172.0 Current
Effective Date: 2/2/2026

Page 53 of 239

The electronic copy that resides on the document control system is the valid document. Any paper document labeled **Uncontrolled** must be verified against the electronic version prior to use.

Uncontrolled When Printed

PLM Laboratory Test Catalogue

Division: Clinical Chemistry – Core

Shipping: Separate serum within 5 hours of collection. Serum stable for 7 days at 2 to 8°C. Freeze and send frozen serum, if longer.

LIS Mnemonic: CA 19-9 Level

Cadmium Level Whole Blood

Tube/Specimen: 6.0 mL Royal Blue Trace Element K2 EDTA tube (BD368381)

Referred Out: In-Common Laboratories

Instructions: **Do Not Centrifuge!**
Refrigerate until shipping.
Do not accession for non-Nova Scotia Health *Central Zone* Hospitals
Send copy of requisition.

LIS Mnemonic: CAD WB

Cadmium, Random Urine or 24-Hour Urine

Tube/Specimen: Random collection using a mid-stream technique to eliminate bacterial contamination or 24-hour urine collection (preferred) in a plain container.

Referred Out: In-Common Laboratories

Instructions: Specimen required: 15 mL urine aliquot from a well-mixed collection.
Record the 'Original Container Type' on the requisition as Plain, Acid or Sodium Carbonate.
Record Total Volume of the 24-hour urine on both the aliquot and the requisition.
Do not accession for non-Nova Scotia Health *Central Zone* Hospitals
Send copy of requisition.

Stability: Room temperature 1 day, 2 to 8°C (preferred) for 3 months and frozen for 1 year.

LIS Mnemonic: U CAD 24
U CAD

Caffeine Level

Tube/Specimen: 6.0 mL Plain Red Top, no gel separator (BD#367815)

Referred Out: In-Common Laboratories

Instructions: Centrifuge at room temperature.
Aliquot 1.0 mL (minimum 0.5 mL) of serum into plastic vial.
Do not accession for non-Nova Scotia Health *Central Zone* Hospitals
Ship refrigerated
Send copy of requisition.

LIS Mnemonic: Caffeine Level
CAFQ

Calcitonin

Tube/Specimen: 4.0 mL Gold SST (BD#367977) **on ice**

PLM Laboratory Test Catalogue

Requisition: CD0002

Division: Clinical Chemistry - Core

Instructions: Specimens for this determination should be collected in chilled tubes, kept on ice and delivered immediately to Laboratory Client Support Centre, 1st floor Mackenzie.

Shipping: Centrifuge at 4°C within 1 hour of collection. Freeze immediately and send 1.0 ml frozen serum. Thawed specimens are unacceptable.

Stability: Frozen: 60 days

Alternate Names: Thyrocalcitonin

LIS Mnemonic: CALCIT

Calcium, Ionized

see Ionized Calcium, Plasma

Division: Clinical Chemistry - Core

Calcium, Plasma

Tube/Specimen: 3.5 mL Light Green lithium heparin (BD#367961)

Requisition: CD0002

Division: Clinical Chemistry - Core

Alternate Names: CA

LIS Mnemonic: CA

Calcium, Random Urine or 24-Hour Urine

Tube/Specimen: Random collection using a mid-stream technique to eliminate bacterial contamination or 24-hour urine collection (preferred) in a plain container.

Requisition: CD0002

Division: Clinical Chemistry - Core

Instructions: Specimen required: 4 mL aliquot of pH adjusted and well-mixed collection.
Record the 'Original Container Type' on the requisition as Plain, Acid or Sodium Carbonate.
Record Total Volume of the 24-hour urine on both the aliquot and the requisition.
Refer to Appendix A for pH adjustment instructions.

Comments: Testing includes Urine Creatinine. Calcium/Creatinine ratio will be calculated for random urine specimens.

Stability: Room temperature for 1 day, 2 to 8°C (preferred) for 7 days and frozen for 2 weeks.

LIS Mnemonic: U24 CA
U CA

Calculus Analysis

Tube/Specimen: State origin of calculus. Submit specimen in a clean container without preservative.

Section: Management System\Central Zone\PLM\General\PLM Website\General\Test Catalogue\
Doc#: 19453

Version: 172.0 Current
Effective Date: 2/2/2026
Page 55 of 239

The electronic copy that resides on the document control system is the valid document. Any paper document labeled **Uncontrolled** must be verified against the electronic version prior to use.

Uncontrolled When Printed

PLM Laboratory Test Catalogue

Referred Out: In-Common Laboratories

Instructions: Do not accession for non-Nova Scotia Health *Central Zone* Hospitals
Ship at room temperature.

LIS Mnemonic: STONE

California Encephalitis see ARBO Virus

Division: Virology-Immunology

Calprotectin, Fecal

Tube/Specimen: Collect 10 g of feces/stool in plain screw-capped plastic container. Do not add preservative.

Referred Out: IWK: Central Zone area only
In-Common Laboratories: non-Nova Scotia Health Central Zone Hospitals

Instructions: **Freeze** specimen.
Do not accession for non-Nova Scotia Health *Central Zone* Hospitals
Send copy of requisition.

Stability: IWK specimens: 3 days refrigerated; 30 days frozen.
ICL specimens: 5 days refrigerated; 1 month frozen.

LIS Mnemonic: CALP F

CALR (Calreticulin) Mutation see Next Generation Sequencing – Myeloid panel

Division: Molecular Diagnostics

cAMP see Cyclic AMP Urine and Serum

Referred Out: Mayo Medical Laboratories

Cancer Associated Retinopathy Panel (CARP) see Anti-Retinal Autoantibody

Referred Out: Mayo Medical Laboratories

Carbamazepine-10, 11 Epoxide (Do not confuse with Carbamazepine)

Tube/Specimen: 6.0 mL Plain Red Top, no gel separator (BD#367815)

Referred Out: In-Common Laboratories

Instructions: **Must indicate “Epoxide” on the requisition.**
Aliquot 2.0 mL serum. **Freeze.**
Do not accession for non-Nova Scotia Health *Central Zone* Hospitals
Send copy of requisition.

PLM Laboratory Test Catalogue

LIS Mnemonic: CARBEP

Carbamazepine

Tube/Specimen: 6.0 mL Plain Red Top, no gel separator (BD#367815)

Requisition: CD0002

Division: Clinical Chemistry - Core

Comments: Blood should be collected just prior to the next dose (trough collection). Specimens should not be collected until the blood concentration is at steady state (3-4 half-lives).

Note: These determinations can be done on micro specimens. Send at least 0.2 mL of serum.

Alternate Names: Tegretol

LIS Mnemonic: CARB

Carbon Dioxide, Plasma

see Bicarbonate, Plasma

Division: Clinical Chemistry - Core

Carbon Monoxide

Tube/Specimen: **6.0 mL Dark Green lithium heparin, no gel separator (BD#367886) at Room Temperature.**
Maximum heparin ratio must be <10 IU/mL blood
Recommended volume: Full tube

Requisition: CD3211_05 – 2022

Division: Clinical Chemistry - Core

Comments: Label tube with patient information in waterproof ink. Place labelled requisition and tube in transport bag (**NOT ON ICE**) and deliver to Processing Area immediately.

Alternate Names: Carboxyhemoglobin
COHb

LIS Mnemonic: COHB

Carboxyhemoglobin

see Carbon Monoxide

Division: Clinical Chemistry - Core

Carcinoembryonic Antigen

see CEA

Division: Clinical Chemistry – Core

Cardiac Enzymes

see CK, Plasma or Lactic Dehydrogenase, Serum

Division: Clinical Chemistry – Core

PLM Laboratory Test Catalogue

Cardio Ab

see Anti-Cardiolipin Ab

Division: Immunopathology

Cardiolipin Antibodies

see Anti-Cardiolipin Ab

Division: Immunopathology

Carnitine Free and Total

Tube/Specimen: Collect one 4.0 mL Gold SST (BD#367977) or 6.0 mL Plain Red Top, no gel separator (BD#367815)

Referred Out: In-Common Laboratories

Instructions: Centrifuge at room temperature.
Aliquot 1.0 mL serum into plastic vial. **Freeze** at once.
Send copy of requisition.

LIS Mnemonic: CARN F T

Carotene (Beta-Carotene) (β-Carotene)

Tube/Specimen: Collect two 4.0 mL Gold SST (BD#367977). **Wrap in foil to protect from light!**

Referred Out: In-Common Laboratories

Instructions: Centrifuge at room temperature.
Aliquot 4.0 mL serum into plastic vial. **Wrap aliquot in foil to protect from light. Freeze** at once.
Send copy of requisition.

LIS Mnemonic: Carotene

Catecholamines, Total Plasma

Tube/Specimen: Collect **two** 4.0 mL Lavender EDTA (BD#367861) and **place on ice**.
Abstaining from tobacco use, drinking caffeinated beverages, and eating for at least 4 hours before the specimen is drawn are recommended by the testing site for best results, however, are not required.

Referred Out: In-Common Laboratories

Instructions: Specimen must be centrifuged cold (4°C) and frozen **within 1 hour of collection**.
Aliquot minimum 5.0 mL of plasma into plastic vial. **Freeze**.
Do not accession for non-Nova Scotia Health *Central Zone* Hospitals
Send copy of requisition.

Stability: -20°C for 7 days and -70°C for 6 months.
Room temperature and refrigerated are not acceptable.

LIS Mnemonic: Cats Plasma

Catecholamine, 24-Hour Urine

Tube/Specimen: 24-hour urine collection, preserved with 25 mL 6N HCL added to the bottle at the start of collection

Referred Out: In-Common Laboratories

Section: Management System\Central Zone\PLM\General\PLM Website\General\Test Catalogue\
Doc#: 19453

Version: 172.0 Current
Effective Date: 2/2/2026

Page 58 of 239

The electronic copy that resides on the document control system is the valid document. Any paper document labeled **Uncontrolled** must be verified against the electronic version prior to use.

Uncontrolled When Printed

PLM Laboratory Test Catalogue

Instructions: Refer to instructions on dietary restrictions and collection instructions in the provided pamphlet.
Record the 'Original Container Type' on the requisition as Plain, Acid or Sodium Carbonate.
Record the Total Volume of the 24-hour urine on both the aliquot and the requisition.
Refer to Appendix A for pH adjustment instructions.

Stability: Refrigerated (preferred) 1 month, frozen >1 month.

Alternate Names: Urinary Catecholamines

LIS Mnemonic: U24 CATS

CBC **see Profile, AutoDiff**

Division: Hematopathology - Core

CBF beta-MYH11 gene fusion **see Inversion 16**

Division: Molecular Diagnostics

CCP **see Anti-Cyclic Citrullinated Peptide**

Division: Immunopathology

CD4 Cells, CD4 Cell Marker **see T Cell Subsets**

Division: Hematopathology - Flow Cytometry

CD19 TESTING **see B Cell Counts**

Division: Hematopathology - Flow Cytometry

CD34 TESTING **see Stem Cell Enumeration**

Division: Hematopathology - HLA

CD55/59 TESTING **see Paroxysmal Nocturnal Hemoglobinuria**

Division: Hematopathology – Flow Cytometry

CEA

Tube/Specimen: 4.0 mL Gold SST (BD#367977)

Requisition: CD0002

Division: Clinical Chemistry - Core

Shipping: Separate serum within 5 hours of collection. Serum stable for 7 days at 2 to 8°C. Freeze and send frozen serum, if longer.

Alternate Names: Carcinoembryonic Antigen

Section: Management System\Central Zone\PLM\General\PLM Website\General\Test Catalogue\
Doc#: 19453

Version: 172.0 Current
Effective Date: 2/2/2026

Page 59 of 239

The electronic copy that resides on the document control system is the valid document. Any paper document labeled **Uncontrolled** must be verified against the electronic version prior to use.

Uncontrolled When Printed

PLM Laboratory Test Catalogue

LIS Mnemonic: CEA

CEA and Amylase, Pancreatic Cyst Fluid

Tube/Specimen: 1 mL Pancreatic Cyst Fluid collected in a sterile plastic screw top container

Requisition: CD0002

Division: Clinical Chemistry - Core

Shipping: If sending specimen from outside QEII HSC, transport refrigerated.

Stability: 72 hours refrigerated

LIS Mnemonic: PCF CEA and AMY
Or
PCF AMY and CEA

Celiac Screen/Disease

see Anti-Tissue Transglutaminase

Division: Immunopathology

CellCept

see Mycophenolate

Division: Clinical Chemistry - Toxicology

Cell-free DNA

see Circulating Tumor DNA

Division: Molecular Diagnostics

Cell Surface Markers

see Leukemia and Lymphoma Screening

Division: Hematopathology-Flow Cytometry

Celontin

see Methotrexate

Division: Clinical Chemistry - Core

Cerebrospinal Fluid

Tube/Specimen: Sterile plastic screw-top tubes

Requisition: QE 7850_12_05

Division: Hematopathology - Core

Instructions: Testing of CSF is conducted in various laboratory disciplines making it desirable for each laboratory to have a separate specimen. Therefore, at least three (3) tubes should be collected. The tubes must be clearly numbered in order of collection. All specimens are sent to the Hematopathology - Core lab.

Specimens from Patients who are suspect or clinically diagnosed with CJD must follow Nova Scotia Health Central Zone Policy and

Section: Management System\Central Zone\PLM\General\PLM Website\General\Test Catalogue\
Doc#: 19453

Version: 172.0 Current
Effective Date: 2/2/2026

Page 60 of 239

The electronic copy that resides on the document control system is the valid document. Any paper document labeled **Uncontrolled** must be verified against the electronic version prior to use.

Uncontrolled When Printed

PLM Laboratory Test Catalogue

Procedure # IC 09-003.

Shipping: If quantities are not met, it may not be possible to provide the requested test results.
 Amounts Required:
 Lumbar Puncture or Drain Lumbar Puncture- Microbiology: 1.5 mL; Clinical Chemistry - Core: 1.0 mL; Hematopathology - Core: 1.0 mL;
 Cytology: 1.0 mL

Ceruloplasmin

Tube/Specimen: 4.0 mL Gold SST (BD#367977)
 Requisition: CD0002
 Division: Clinical Chemistry - Core
 Shipping: Separate serum within 5 hours of collection. Serum stable for 2 weeks at 2 to 8°C. Freeze and send frozen serum, if longer.
 LIS Mnemonic: CERULO

CH50 see Complement CH50

Referred Out: In-Common Laboratories

CHIC-2 see Hypereosinophilic Syndrome

Referred Out: Mayo Cytogenetics Laboratory

Chicken Pox Titre see Varicella Zoster Immune Status

Division: Virology-Immunology

Chikungunya Virus see ARBO Virus

Division: Virology-Immunology

Chimerism Analysis for BMT

Tube/Specimen: 4.0 mL Lavender EDTA (BD#367861)
 Peripheral blood: 1 tube, minimum volume 1 mL. Stability – 14 days at 4°C
 Bone marrow: 1 tube, minimum volume 1 mL. Stability – 14 days at 4°C
 Tissue: Send in saline at 4°C, or frozen on dry ice. Stability – 12 hours in saline at 4°C, or 7 days frozen
 DNA: Stability – 3 months at 4°C or frozen.

Requisition: CD0046 or CD2573

Division: Molecular Diagnostics

Instructions: Blood/bone marrow must be kept at 4°C, accompanied by requisition.
 Any specimen referred from outside of Nova Scotia Health Central Zone must also be accompanied by a printout of the CBC results, as it is important to know the white blood cell count prior to extracting the DNA.
 If multiple Molecular Diagnostics tests are ordered, only 2 tubes of peripheral blood or 1 tube of bone marrow are necessary.

Alternate Names: Pre-BMT Donor

Section: Management System\Central Zone\PLM\General\PLM Website\General\Test Catalogue\
Doc#: 19453

Version: 172.0 Current
Effective Date: 2/2/2026

Page 61 of 239

The electronic copy that resides on the document control system is the valid document. Any paper document labeled **Uncontrolled** must be verified against the electronic version prior to use.

Uncontrolled When Printed

PLM Laboratory Test Catalogue

Pre-BMT Recipient
Post-BMT
Post-BMT Recipient
STR
Short Tandem Repeats
VNTR
Variable Number Tandem Repeats

LIS Mnemonic: 2LAVDNA

Chlamydia PCR, Swab

Tube/Specimen: Hologic Aptima Multitest Swab collected from eye, urethra, cervix, vagina, throat or rectum
Requisition: CD0432/CD0433
Division: Microbiology-Immunology
Shipping: Stable at 2 to 30°C for 60 days
LIS Mnemonic: CTGC

Chlamydia PCR, Urine

Requisition: CD0432/ CD0433
Division: Virology-Immunology
Instructions: 10 to 50 mL first catch urine (first part of the stream) collected in polypropylene container with no preservative
Comments: Patient must not have urinated during the previous 2 hours. This test is recommended for male patients. The preferred specimen for females is vaginal swab due to the decreased sensitivity of female urine.
Shipping: If sending specimen from outside QEII HSC, transport at room temperature within 24 hours of collection. Refrigerate specimen until time of transport.
LIS Mnemonic: CTGC

Chloride, Plasma

Tube/Specimen: 3.5 mL Light Green lithium heparin (BD#367961)
Requisition: CD0002
Division: Clinical Chemistry – Core
Comments: Specimens must be delivered to the laboratory within 2 hours of collection.
Shipping: Separate plasma within 2 hours of collection.
Alternate Names: Cl-
LIS Mnemonic: CL

Chloride, Stool

see Fecal Chloride

PLM Laboratory Test Catalogue

Referred Out: In-Common Laboratories

Chloride, Random Urine or 24-Hour Urine

Tube/Specimen: Random collection using a mid-stream technique to eliminate bacterial contamination or 24-hour urine collection (preferred) in a plain container.

Requisition: CD0002

Division: Clinical Chemistry - Core

Instructions: Specimen required: 4 mL urine aliquot from well-mixed collection.
Record the 'Original Container Type' on the requisition as Plain, Acid or Sodium Carbonate.
Record the Total Volume of the 24-hour urine on both the aliquot and the requisition.

Comments: No reference ranges are provided for random urine.

Stability: Room temperature 1 day, 2 to 8°C (preferred) for 7 days and frozen for 2 weeks.

LIS Mnemonic: U24 CL
U CL

Cholesterol, Plasma

Tube/Specimen: 3.5 mL Light Green lithium heparin (BD#367961)

Requisition: CD0002

Division: Clinical Chemistry - Core

Instructions: Patient fasting is at the discretion of the ordering physician and must be indicated on the requisition.

Alternate Names: Cholesterol Screen
Lipid Profile
Lipid Screen
Lipid Testing

LIS Mnemonic: CHOL

Cholesterol Crystals

Tube/Specimen: 10.0 mL Body Fluid collected in sterile plastic screw top tubes

Requisition: CD0002

Division: Clinical Chemistry - Core

Shipping: If sending specimen from outside QEII HSC, transport at room temperature.

LIS Mnemonic: BF CHOLCRY

Cholesterol Screen

see Cholesterol, Plasma

Division: Clinical Chemistry - Core

PLM Laboratory Test Catalogue

Cholesterol, HDL

see HDL-Cholesterol, Plasma

Division: Clinical Chemistry - Core

Cholesterol, LDL

see LDL-Cholesterol, Plasma

Division: Clinical Chemistry – Core

Cholinesterase

see Acetylcholinesterase, Plasma

Division: Clinical Chemistry – Core

Cholinesterase Phenotyping (CHE Phenotyping)

Tube/Specimen: 6.0 mL Plain Red Top, no gel separator (BD#367815). If patient has had surgery, collect specimen at least 24 hours post-surgery.

Referred Out: In-Common Laboratories

Instructions: Plasma not acceptable.
Centrifuge at room temperature.
Aliquot 2.0 mL of serum into plastic vial. **Freeze** at once.
Send copy of requisition.

LIS Mnemonic: CHE Pheno

Chorionic Gonadotropin Beta- Subunit

see HCG (Quant), Plasma

Division: Clinical Chemistry - Core

Chrithidia Lucillae

see Anti-Nuclear AB (ANA)

Division: Immunopathology

Chromium 24 Hour Urine

Tube/Specimen: Collect in plain 24 hour urine container. Collection date and 24 hour volume must be provided.
Avoid seafood consumption for five days prior to collection.

Referred Out: In-Common Laboratories

Instructions: Record total volume.
Record the 'Original Container Type' on the requisition as Plain, Acid or Sodium Carbonate.
Aliquot 13.0 mL of 24 hour urine collection into a transport tube.
Ship at room temperature.
Do not accession for non-Nova Scotia Health *Central Zone* Hospitals
Send copy of requisition.

LIS Mnemonic: Miscellaneous Referred-Out

PLM Laboratory Test Catalogue

Chromium, Plasma

Tube/Specimen:	6.0 mL Royal Blue Trace Element K2 EDTA tube (BD368381)
Referred Out:	In-Common Laboratories
Instructions:	Centrifuge within 30 minutes of collection. Aliquot plasma into plastic transfer vial. Store and ship frozen. Results may be falsely elevated if specimen is not separated within 30 minutes of collection and/or hemolysis is present. Do not accession for non-Nova Scotia Health <i>Central Zone</i> Hospitals Send copy of requisition.
Utilization:	Plasma chromium is used for potential nutritional deficiency; whole blood is the preferred specimen for monitoring following orthopedic arthroplasty.
Stability:	22 days at room temperature and 14 months at 2 to 8°C or frozen.
LIS Mnemonic:	CR P

Chromium, Random Urine

Tube/Specimen:	Collect a random urine specimen and transfer to a metal-free container. Provide collection date. Indicate "Random". Avoid seafood consumption for five days prior to collection.
Referred Out:	In-Common Laboratories
Instructions:	Store and send cold. Do not accession for non-Nova Scotia Health <i>Central Zone</i> Hospitals Send copy of requisition.
Stability:	14 days at room temperature and 11 months at 2 to 8°C or frozen.
LIS Mnemonic:	CRRU

Chromium, Whole Blood

Tube/Specimen:	6.0 mL Royal Blue Trace Element K2 EDTA tube (BD368381)
Referred Out:	In-Common Laboratories
Instructions:	Ship refrigerated. Do not freeze. Do Not Centrifuge! Do not accession for non-Nova Scotia Health <i>Central Zone</i> Hospitals Send copy of requisition.
Utilization:	Used for patients with orthopedic implants made of cobalt-chromium alloys, annual follow-up of levels is recommended for the first five years to assess the function of implants and monitor potential adverse health effects.
Stability:	20 days at room temperature and 14 months at 2 to 8°C or frozen.
LIS Mnemonic:	CR WB

Chromogenic Factor IX

see Factor Assay Chromogenic IX

Referred Out:	MAYO Medical Laboratories
---------------	---------------------------

Chromogranin A

Section: Management System\Central Zone\PLM\General\PLM Website\General\Test Catalogue\
Doc#: 19453

Version: 172.0 Current
Effective Date: 2/2/2026

Page 65 of 239

The electronic copy that resides on the document control system is the valid document. Any paper document labeled **Uncontrolled** must be verified against the electronic version prior to use.

Uncontrolled When Printed

PLM Laboratory Test Catalogue

Tube/Specimen: 4.0 mL Lavender EDTA (BD#367861)

Referred Out: In-Common Laboratories

Instructions: Centrifuge at room temperature.
Aliquot at least 1.0 mL plasma into a plastic vial and freeze.
Do not accession for non-Nova Scotia Health *Central Zone* Hospitals
Send copy of requisition.

Stability: Frozen 6 months. If the specimen thaws, it is unsuitable for analysis.

LIS Mnemonic: CGA

Chromosomal Analysis

Tube/Specimen: 4.0 mL Dark Green sodium heparin (BD#367871) or 6.0 mL Dark Green sodium heparin (BD#367878)

Referred out: IWK Clinical Genomics Lab

Requisition: IWK Constitutional Cytogenetic Karyotype Requisition (available at <https://iwkhealth.ca/health-professionals/clinical-genomics>)

Instructions: Other specimen types possible see requisition or <https://iwkhealth.ca/health-professionals/clinical-genomics> for more details.

Chromosome Translocation t (11; 14) see bcl-1 Gene fusion

Division: Molecular Diagnostics

Chromosome Translocation t (14; 18) see bcl-2 Gene fusion

Division: Molecular Diagnostics

Chylomicrons, Body Fluid (Pleural Fluid or Peritoneal Fluid)

Tube/Specimen: Minimum 1.0 mL Body Fluid collected in sterile plastic screw top tubes

Requisition: CD0002

Division: Clinical Chemistry - Core

Shipping: Send to the VG lab ASAP. Specimen is stable for 24 hours at room temperature and 7 days refrigerated.

LIS Mnemonic: BF CHYLO

Chylomicrons, Plasma

Tube/Specimen: 3.5 mL Light Green lithium heparin (BD#367961) **or** 4.0 mL Gold SST (BD#367977) **or** 6.0 mL Plain Red Top, no gel separator (BD#367815)

Requisition: CD0002

Division: Clinical Chemistry - Core

Shipping: Send to the VG lab. Specimen is stable for 24 hours at room temperature and 7 days refrigerated.

LIS Mnemonic: CHYLO P

Section: Management System\Central Zone\PLM\General\PLM Website\General\Test Catalogue\
Doc#: 19453

Version: 172.0 Current
Effective Date: 2/2/2026
Page 66 of 239

The electronic copy that resides on the document control system is the valid document. Any paper document labeled **Uncontrolled** must be verified against the electronic version prior to use.

Uncontrolled When Printed

PLM Laboratory Test Catalogue

Circulating Tumor DNA

Tube/Specimen: **10 mL Streck** Cell-Free DNA BCT black and brown stoppered (STR218996)
Peripheral blood: 2 tubes, minimum volume 7 mL. Stability – 14 days at room temperature or 4°C.

Requisition: CD0046 or CD2573

Division: Molecular Diagnostics

Instructions: To be ordered only by an oncologist. The patient's sensitizing mutation must be written on the requisition. Blood must be kept at room temperature or at 4°C, accompanied by requisition.

Alternate Names: ctDNA
ctEGFR
T790M
Liquid biopsy
Cell-free DNA

LIS Mnemonic: DNA ct

Citrate, 24-Hour Urine

Tube/Specimen: 24-hour urine collection in a plain container.

Requisition: CD0002

Division: Clinical Chemistry - Core

Instructions: Specimen required: 4 mL urine aliquot from well-mixed collection.
Record the 'Original Container Type' on the requisition as Plain, Acid or Sodium Carbonate.
Patient must follow special diet provided by the Stone Clinic.
Record Total Volume of the 24-hour urine on both the aliquot and the requisition.

Stability: Room temperature 6 hours, 2 to 8°C (preferred) for 7 days and frozen for 2 weeks.

Alternate Names: Citric Acid

LIS Mnemonic: U24 CIT
U CIT R [IWK specimens only]

Citrate for Platelet

see Profile, AutoDiff with Citrate for Platelet

Division: Hematopathology – Core

Citric Acid

see Citrate, Urine

Division: Clinical Chemistry – Core

CK, Plasma

Tube/Specimen: 3.5 mL Light Green lithium heparin (BD#367961)

Requisition: CD0002

PLM Laboratory Test Catalogue

Division: Clinical Chemistry – Core

Alternate Names: Creatine Kinase
CPK

LIS Mnemonic: CK

CK isoenzymes (CKMB)

see Troponin T-HS (High Sensitivity), Plasma

CK Isoenzymes (CKMB) testing is no longer offered at NSH Central Zone. Please refer to Troponin T-HS (High Sensitivity), Plasma as a surrogate.

CL

see Chloride, Plasma

Division: Clinical Chemistry - Core

Clinical Bacteriology Referred Out Isolates: Special Bacteriology (Examples: Legionella, Bartonella ID, Bacterial Identifications)

Tube/Specimen: Isolate for identification/typing

Referred Out: National Microbiology Laboratory

Instructions: Shipped as Category B

CLL hypermutation

see IGHV Somatic Hypermutation

Division: Molecular Diagnostics

CLL MLPA

Tube/Specimen: Two 4.0 mL Lavender EDTA (BD#367861) and one 6.0 mL Dark Green **lithium heparin**, no gel separator (BD#367886)
Peripheral blood: Preferably 2 tubes, minimum volume 1 mL. Stability – 24 hours at 4°C
Bone marrow: 1 tube, minimum volume 1 mL. Stability – 24 hours at 4°C
DNA: Stability – 3 months at 4°C or frozen.

Requisition: CD0046 or CD2573

Division: Molecular Diagnostics

Instructions: Blood/bone marrow must be kept at 4°C, accompanied by requisition.
Any specimen referred from outside of Nova Scotia Health Central Zone must also be accompanied by a printout of the CBC results, as it is important to know the white blood cell count prior to extracting the DNA.
Any specimen referred from outside of Nova Scotia must also be accompanied by a flow cytometry report that is less than 2 weeks old.
If multiple Molecular Diagnostics tests are ordered, only 2 tubes of peripheral blood or 1 tube of bone marrow are necessary.

LIS Mnemonic: MLPA

Clobazam and Metabolite

Tube/Specimen: 6.0 mL Plain Red Top, no gel separator (BD#367815) (avoid gel separator tubes)

Referred Out: In-Common Laboratories

Section: Management System\Central Zone\PLM\General\PLM Website\General\Test Catalogue\
Doc#: 19453

Version: 172.0 Current
Effective Date: 2/2/2026

Page 68 of 239

The electronic copy that resides on the document control system is the valid document. Any paper document labeled **Uncontrolled** must be verified against the electronic version prior to use.

Uncontrolled When Printed

PLM Laboratory Test Catalogue

Instructions: Blood should be collected just prior to the next dose (trough collection). Centrifuge at room temperature. Aliquot 1.0 mL serum.

Alternate Names: Frisium
Desmethyloclobazam
Norclobazam

LIS Mnemonic: CLOB

Clomipramine Level

Tube/Specimen: 6.0 mL Royal Blue Trace Element **Serum** (BD#368380) preferred
6.0 mL Plain Red Top, no gel separator (BD#367815) or 4.0 mL Lavender EDTA (BD#367861) is acceptable. Must indicate specimen type on tube.

Referred Out: In-Common Laboratories

Instructions: Centrifuge at room temperature and aliquot serum in plastic vial. **Freeze.**
Do not accession for non-Nova Scotia Health *Central Zone* Hospitals
Send copy of requisition.

LIS Mnemonic: CLOMI

Clonazepam (Clonazepine)

Tube/Specimen: 6.0 mL Plain Red Top, no gel separator (BD#367815)

Referred Out: In-Common Laboratories

Instructions: Centrifuge at room temperature.
Aliquot 3.0 mL of serum into plastic vial.
Freeze immediately.
Do not accession for non-Nova Scotia Health *Central Zone* Hospitals
Send copy of requisition.

LIS Mnemonic: CLONAZ

Clostridium difficile

Tube/Specimen: Stool collected in plain sterile container.

Requisition: CD0432/CD0433

Division: Virology-Immunology

Instructions: Formed specimens not acceptable.

Comments: C diff antigen test done as a screen; PCR toxin B test used for confirmation. Non-central zone specimens get PCR testing only.

Shipping: Stool may be transported at 2 to 8°C if it will be received within 72 hours. If it will be received >72 hours freeze specimen.

LIS Mnemonic: C DIFF AG
E CDIFF

PLM Laboratory Test Catalogue

Clozapine (Clozaril)

Tube/Specimen: 6.0 mL Royal Blue Trace Element K2 EDTA (BD#368381) or 6.0 mL Royal Blue Trace Element Serum (BD#368380)

Requisition: CD0002

Division: Clinical Chemistry - Toxicology

Comments: Blood should be collected just prior to next dose (trough). Blood should not be collected until 7 days after the last dose change.

Shipping: If sending specimen from outside QEII HSC, send frozen serum.

Alternate Names: Clozaril
Desmethyloclozapine
Norclozapine

LIS Mnemonic: CLOZ

CMV Antibody Screen

Tube/Specimen: 4.0 mL Gold SST (BD#367977)

Requisition: CD0002A/ CD0002B

Division: Virology-Immunology

Instructions: Indicate on requisition whether immune status (IgG) or recent infection (IgM) is required. For IgM: convalescent specimen should be taken 10-14 days after acute specimen with a new requisition. Indicate if specimen is acute or convalescent.

Alternate Names: Cytomegalovirus Antibody Screen

LIS Mnemonic: CMV (IgG)
CMVM (IgM)

CMV Antigen

see CMV PCR

Division: Virology-Immunology

CMV Avidity

Tube/Specimen: 4.0 mL Gold SST (BD#367977)

Requisition: CD0002A/CD0002B

Division: Microbiology-Immunology

Instructions: Clinical data should be indicated on the requisition. Provide CMVG (AU/mL) and CMVM (index) results as well as any patient information (ie.pregnancy) on the requisition.

Note: This test will be referred out by the laboratory.

LIS Mnemonic: RO ROSER

CMV Blood Culture

see CMV PCR

Division: Virology-Immunology

Section: Management System\Central Zone\PLM\General\PLM Website\General\Test Catalogue\
Doc#: 19453

Version: 172.0 Current
Effective Date: 2/2/2026

Page 70 of 239

The electronic copy that resides on the document control system is the valid document. Any paper document labeled **Uncontrolled** must be verified against the electronic version prior to use.

Uncontrolled When Printed

PLM Laboratory Test Catalogue

CMV PCR

Tube/Specimen: 4.0 mL Lavender EDTA (BD#367861)

Requisition: CD0002

Division: Virology-Immunology

Instructions: Store whole blood at 2 to 25°C for no longer than 24 hours. Separate plasma by centrifuging at 3000g for 20 minutes. Separated plasma should be shipped at 2 to 8°C within 7 days.

Alternate Names: Cytomegalovirus Viral Load
CMV Antigen

LIS Mnemonic: CMVPCR

CMV PCR (Non-blood)

Tube/Specimen: Urine collected in dry sterile container /Bronchial wash.

Requisition: CD0432/CD0433

Division: Virology-Immunology

Shipping: Store at 2 to 8°C for up to 3 days. If longer freeze and ship frozen.

Alternate name: Cytomegalovirus PCR

LIS Mnemonic: E CMV

CMV Titre see CMV Antibody Screen

Division: Virology-Immunology

CO₂, Plasma see Bicarbonate, plasma

Division: Clinical Chemistry - Core

Coagulation Factor Assays

Tube/Specimen: Two 2.7 mL Light Blue buffered sodium citrate (BD#363083), must be a full draw

Requisition: CD0002

Division: Hematopathology - Coagulation

Comments: The Factors required must be indicated on the requisition.

Note: Send 2 frozen aliquots of 1.0 mL platelet-poor plasma (see Coagulation Testing under Specimen Collection Information) in polypropylene vials (12x75). Send on dry ice.

Exception: **FXIII (Factor 13) is not performed at the QEII. Referring hospitals are to send specimen directly to In-Common Laboratories.**

PLM Laboratory Test Catalogue

Cobalt, Plasma

Tube/Specimen: 6.0 mL Royal Blue Trace Element K2 EDTA tube (BD368381)

Referred Out: In-Common Laboratories

Instructions: Centrifuge as soon as possible.
Aliquot plasma into plastic transfer vial. **Freeze.**
Do not accession for non-Nova Scotia Health *Central Zone* Hospitals
Send copy of requisition.

Utilization: Whole blood is the preferred specimen for monitoring following orthopedic arthroplasty.

Stability: 22 days at room temperature and 14 months at 2 to 8°C or frozen.

LIS Mnemonic: COBP

Cobalt, Whole Blood

Tube/Specimen: 6.0 mL Royal Blue Trace Element K2 EDTA tube (BD368381)

Referred Out: In-Common Laboratories

Instructions: **Do Not Centrifuge!**
Do not freeze. Ship refrigerated.
Do not accession for non-Nova Scotia Health *Central Zone* Hospitals
Send copy of requisition.

Utilization: Used for patients with orthopedic implants made of cobalt-chromium alloys, annual follow-up of levels is recommended for the first five years to assess the function of implants and to monitor potential adverse health effects.

Stability: 22 days at room temperature and 14 months at 2 to 8°C or frozen.

LIS Mnemonic: COB WB

Coccidioidomycosis Serology

Tube/Specimen: 4.0 mL Gold SST (BD#367977)

Requisition: CD0002A/CD0002B

Division: Virology-Immunology

Instructions: Clinical data should be indicated on the requisition.

Note: For Coccidioidomycoses cultures, see the "Microbiology User's Manual". This test will be referred out by the laboratory.

LIS Mnemonic: RO COCCIDIO

COHb

see Carbon Monoxide

Division: Clinical Chemistry - Core

Cold Agglutinin Test

see Cold Agglutinin Titre

Division: Transfusion Medicine

PLM Laboratory Test Catalogue

Cold Agglutinin Titre

Tube/Specimen: One 6.0 mL Plain Red Top, no gel separator (BD#367815) (or 10 mL plain red top) or one 4.0 mL Lavender EDTA (BD#367861), collected at 37°C

Requisition: CD0001_05_2019

Division: Transfusion Medicine

Instructions: Specimens must remain at 37°C throughout the procedure until they arrive in Transfusion Medicine.
If specimen cannot arrive in the laboratory at 37°C then spin and separate serum or plasma before sending.
Serum or plasma must be separated within 24 hours.
Testing is batched and will be performed once per week. If required STAT, please call Transfusion Medicine.

Note: Thermal amplitudes are automatically done when Cold Agglutinin Titre results are greater than 640.

Complement Serum (C3 and C4)

Tube/Specimen: 4.0 mL Gold SST (BD#367977)

Requisition: CD0002

Division: Clinical Chemistry - Core

Comments: Indicate on requisition, which Complement is requested.

Shipping: Separate serum as soon as possible. Serum stable for 48 hours at 2 to 8°C. Freeze and send frozen serum, if longer.

Alternate Names: C3 C4

LIS Mnemonic: C3
Complement C3
C3 Complement
C4
Complement C4
C4 Complement
Complement
C3C4
Complement C3C4

Complement CH50

Tube/Specimen: 4.0 mL Gold SST (BD#367977)

Referred Out: In-Common Laboratories

Instructions: Centrifuge at room temperature.
Aliquot 2.0 mL serum into a plastic vial. **Freeze** at once.
Send copy of requisition.

Note: Plasma is NOT suitable for analysis.

LIS Mnemonic: CH50

Compound "S"

see 11-Deoxycortisol

Section: Management System\Central Zone\PLM\General\PLM Website\General\Test Catalogue\
Doc#: 19453

Version: 172.0 Current
Effective Date: 2/2/2026
Page 73 of 239

The electronic copy that resides on the document control system is the valid document. Any paper document labeled **Uncontrolled** must be verified against the electronic version prior to use.

Uncontrolled When Printed

PLM Laboratory Test Catalogue

Referred Out: In-Common Laboratories

Coombs Test

see Direct Antiglobulin Test or Indirect

Division: Transfusion Medicine

Co-Oximetry

see Blood Gases

Division: Clinical Chemistry - Core

Copeptin

Tube/Specimen: 3.5 mL Light Green lithium heparin (BD#367961)

Referred Out: In-Common Laboratories

Instructions: Centrifuge.
Aliquot 1.0 mL plasma into a plastic transfer vial. **Freeze at once.**
Do not accession for non-Nova Scotia Health *Central Zone* Hospitals
Send copy of requisition.

LIS Mnemonic: Copeptin

Copper, Plasma

Tube/Specimen: 6.0 mL Royal Blue Trace Element K2 EDTA (BD368381)

Referred Out: In-Common Laboratories

Instructions: Centrifuge **ASAP**.
Aliquot approximately 3.0 mL plasma into a plastic transfer vial. **Freeze.**
Do not accession for non-Nova Scotia Health *Central Zone* Hospitals
Send copy of requisition.

Utilization: Plasma copper is used for potential nutritional deficiency or in diagnosis of Wilson's disease.

Stability: Room temperature 14 days, refrigerated 21 days and frozen 3 months.

LIS Mnemonic: CU P

Copper, Random Urine or 24-Hour Urine

Tube/Specimen: Random collection (preferred) using a mid-stream technique to eliminate bacterial contamination or 24-hour urine collection in a plain container.

Referred Out: In-Common Laboratories

Instructions: Specimen required: 13 mL urine aliquot from well-mixed collection.
Record the 'Original Container Type' on the requisition as Plain, Acid or Sodium Carbonate.
Record Total Volume of the 24-hour urine on both the aliquot and the requisition.
Avoid mineral supplements for 5 days.
Do not accession for non-Nova Scotia Health *Central Zone* Hospitals
Send copy of requisition.

Utilization: Urine copper is used in diagnosis of Wilson's disease and obstructive liver disease.

Section: Management System\Central Zone\PLM\General\PLM Website\General\Test Catalogue\
Doc#: 19453

Version: 172.0 Current
Effective Date: 2/2/2026

Page 74 of 239

The electronic copy that resides on the document control system is the valid document. Any paper document labeled **Uncontrolled** must be verified against the electronic version prior to use.

Uncontrolled When Printed

PLM Laboratory Test Catalogue

Stability: Room temperature 1 day, 2 to 8°C (preferred) for 3 months and frozen for 1 year.

LIS Mnemonic: CU U 24
CU U

Copper, Whole Blood

Tube/Specimen: 6.0 mL Royal Blue Trace Element K2 EDTA (BD368381)

Referred Out: In-Common Laboratories

Instructions: **Do Not Centrifuge.**
Do not accession for non-Nova Scotia Health *Central Zone* Hospitals
Send copy of requisition.

Utilization: Whole blood copper is used for toxicity.

Stability: Room temperature 14 days, refrigerated 28 days and frozen 28 days.

LIS Mnemonic: CU WB

Coproporphyrin, 24 Hour Urine

see Porphyrin Screen, 24 Hour Urine

Referred Out: In-Common Laboratories

Cortisol, 24-Hour Urine

Tube/Specimen: 24-hour urine collection in a plain container.

Requisition: CD0002

Division: Clinical Chemistry - Core

Instructions: Specimen required: 4 mL urine aliquot from well-mixed collection.
Record the 'Original Container Type' on the requisition as Plain, Acid or Sodium Carbonate.
Record Total Volume of the 24-hour urine on both the aliquot and the requisition.

Stability: Room temperature for 1 day and 2 to 8°C (preferred) or frozen for 7 days.

LIS Mnemonic: U24 CORT

Cortisol, Serum

Tube/Specimen: 4.0 mL Gold SST (BD#367977)

Requisition: CD0002

Division: Clinical Chemistry - Core

Instructions: Specimens should ideally be collected prior to 10 am - however, proceed with collection as per physician's direction on the requisition form.
Clinicians must indicate on the requisition form if this test is part of a Dexamethasone Suppression Test (DST) by writing 'Cortisol – DST' in the bottom space on the requisition. (June 6/17) These are to be accessioned as Cortisol (DST).

Shipping: Separate serum within 5 hours of collection. Serum stable for 14 days at 2 to 8°C. Freeze and send frozen serum, if longer.

PLM Laboratory Test Catalogue

LIS Mnemonic: CORT
CORT (DST) [post Dexamethasone Suppression Test only]

Coxiella Burnetii **see Q-Fever**

Division: Microbiology-Immunology

C-Peptide

Tube/Specimen: 4.0 mL Gold SST (BD#367977)
Requisition: CD0002
Division: Clinical Chemistry - Core
Instructions: Patients must be fasting for 8 hours prior to collection.
Centrifuge specimen within 90 minutes of collection. Serum needs to be separated from gel separator within maximum 8 hours of collection.
Shipping: Centrifuge specimen within 90 minutes of collection and separate serum from gel separator.
Stability: Separated serum: 5 days at 2 to 8°C and 90 days at -20°C
LIS Mnemonic: CPEP

CPK **see CK, Plasma**

Division: Clinical Chemistry - Core

C-Reactive Protein-HS (High Sensitivity), Plasma

Tube/Specimen: 3.5 mL Light Green lithium heparin (BD#367961)
Requisition: CD0002
Division: Clinical Chemistry – Core
Alternate Names: CRP
High Sensitive CRP
LIS Mnemonic: CRP

Creatine Kinase **see CK, Plasma**

Division: Clinical Chemistry - Core

Creatinine Clearance, 24-Hour Urine or Timed Urine

Tube/Specimen: Submit both plasma and urine specimens (no preservative) as follows:
Plasma: Collect blood in 3.5 mL Light Green lithium heparin (BD#367961) within +/- 12 hours of a 24-hour urine collection.
Requisition: CD0002
Division: Clinical Chemistry - Core

Section: Management System\Central Zone\PLM\General\PLM Website\General\Test Catalogue\
Doc#: 19453

Version: 172.0 Current
Effective Date: 2/2/2026

Page 76 of 239

The electronic copy that resides on the document control system is the valid document. Any paper document labeled **Uncontrolled** must be verified against the electronic version prior to use.

Uncontrolled When Printed

PLM Laboratory Test Catalogue

Instructions:	<p>Plasma specimen must be collected within 12 hours pre or post 24-hour urine collection.</p> <p>Specimen required: 4 mL urine aliquot from well-mixed collection.</p> <p>Record the 'Original Container Type' on the requisition as Plain, Acid or Sodium Carbonate.</p> <p>Record the duration of collection in hours (ex: 24 or 2 hour) on both the urine aliquot and the requisition.</p> <p>Record the Total Volume of the 24-hour urine on both the aliquot and the requisition.</p> <p>Indicate on requisition patient height (centimeters) and weight (kilograms).</p>
Stability:	Room temperature for 1 day, 2 to 8°C (preferred) for 7 days and frozen for 2 weeks.
LIS Mnemonic:	<p>U24 CRCL (SI Units)</p> <p>U CRCL T (SI Units) (Timed specimen only)</p>

Creatinine, Fluids

Tube/Specimen:	<p>Submit only one of the following specimens:</p> <p>Dialysate Fluid: 10.0 mL Dialysate Fluid collected in sterile plastic screw top tubes.</p> <p>Miscellaneous Body Fluid: 10.0 mL Body Fluid collected in sterile plastic screw top tubes</p>
Requisition:	CD0002
Division:	Clinical Chemistry - Core
Shipping:	If sending specimen from outside QEII HSC, transport at room temperature.
LIS Mnemonic:	<p>DF CREAT</p> <p>BF CREAT</p>

Creatinine, Plasma

Tube/Specimen:	3.5 mL Light Green lithium heparin (BD#367961)
Requisition:	CD0002
Division:	Clinical Chemistry - Core
LIS Mnemonic:	CREAT

Creatinine, Random Urine or 24-Hour Urine

Tube/Specimen:	Random collection using a mid-stream technique to eliminate bacterial contamination or 24-hour urine (preferred) collection in a plain container.
Requisition:	CD0002
Division:	Clinical Chemistry - Core
Instructions:	<p>Specimen required: 4 mL urine aliquot from well-mixed collection.</p> <p>Record the 'Original Container Type' on the requisition as Plain, Acid or Sodium Carbonate.</p> <p>Record Total Volume of 24-hour urine on both the aliquot and the requisition.</p>
Stability:	Room temperature for 1 day, 2 to 8°C (preferred) for 7 days and frozen for 2 weeks.
LIS Mnemonic:	<p>U24 CREAT</p> <p>U CREAT</p>

PLM Laboratory Test Catalogue

Creutzfeldt-Jakob Disease

Tube/Specimen: CSF minimum 1.0 mL

Requisition: CD0432/ CD0433

Division: Microbiology-Immunology

Instructions: Clinical data should be indicated on the requisition.

Note: This test will be referred out by the laboratory.

LIS Mnemonic: RO PRION

Crithidia Lucillae see Anti-ds DNA

Division: Immunopathology

Crossmatch see Type and Screen (ABO/Rh and Antibody Screen)

Division: Transfusion Medicine

CRP, Plasma see C-Reactive Protein-HS (High Sensitivity)

Division: Clinical Chemistry - Core

Cryofibrinogen

Tube/Specimen: **One** 10.0 mL plain red top (or **two** 6.0 mL Plain Red Top, no gel separator (BD#367815)) at 37°C and **two** 4.0 mL Lavender EDTA (BD#367861) at 37°C.

Referred Out: Hamilton General Hospital

Instructions: Send to Esoteric Immunology Lab for processing.
Keep specimens at 37°C during transport.

LIS Mnemonic: MISC HEM

Cryoglobulins at 37°C

Tube/Specimen: **Four** 6.0 mL Plain Red Top, no gel separator (BD#367815) or **Two** Plain Red Top (10 mL) collected at 37°C

Requisition: CD0002

Division: Clinical Chemistry – Immunology

Note: This test requires special handling hence is not offered at ESMH or MVMH. Please advise the patient to proceed to TOMH.

Instructions: Collect in pre-warmed tubes kept at 37°C. Maintain at 37°C throughout the procedure and transportation to the laboratory. Specimen stability at 37°C is a maximum of 4 hours from collection to centrifugation. If transport is greater than 4 hours, tubes should optimally be centrifuged at 37°C, double spun to remove any red cells, and separated within 4 hours. Once separated, transport serum in plastic aliquot tubes at room temperature. Minimum 6mL serum is required.

PLM Laboratory Test Catalogue

Cryptococcal Antigen

Tube/Specimen: Cerebrospinal Fluid (CSF) is the preferred specimen.
Serum separated from blood collected in a 4.0 mL Gold SST (BD#367977) tube is an acceptable alternate specimen.

Requisition: QE 7125

Division: Microbiology

Comments: This test is only performed on approval by a Microbiologist at 902-473-6624. Refer to "Microbiology User's Manual" for collection procedures.

CSF Lactate

see Lactate, Spinal Fluid

Referred Out: IWK Laboratory

C-Telopeptide (CTX)

Tube/Specimen: 4.0 mL Lavender EDTA (BD#367861)
Patient must be fasting for 8 hours! Unknown or Not Fasting status will not be processed.

Referred Out: In-Common Laboratories

Instructions: Centrifuge at room temperature.
Aliquot 1.0 mL of plasma into a plastic vial. **Freeze** at once.
Do not accession for non-Nova Scotia Health *Central Zone* Hospitals
Send copy of requisition.

LIS Mnemonic: CTELO

ctDNA

see Circulating Tumor DNA

Division: Molecular Diagnostics

ctEGFR

see Circulating Tumor DNA

Division: Molecular Diagnostics

Culture & Sensitivity

see Blood Cultures

Division: Microbiology

Comments: Refer to "Microbiology User's Manual" for collection procedures

CYA

see Cyclosporine

Division: Clinical Chemistry - Toxicology

Cyanide

(Do not confuse with Thiocyanate)

Section: Management System\Central Zone\PLM\General\PLM Website\General\Test Catalogue\
Doc#: 19453

Version: 172.0 Current
Effective Date: 2/2/2026
Page 79 of 239

The electronic copy that resides on the document control system is the valid document. Any paper document labeled **Uncontrolled** must be verified against the electronic version prior to use.

Uncontrolled When Printed

PLM Laboratory Test Catalogue

Tube/Specimen: 4.0 mL Lavender EDTA (BD#367861)

Referred Out: In-Common Laboratories

Instructions: **Do Not Centrifuge!**
Do Not Freeze! Keep refrigerated.
 Send specimen in original collection tube.
 Do not accession for non-Nova Scotia Health *Central Zone* Hospitals
 Send copy of requisition.

LIS Mnemonic: CYAN

Cyclic AMP Urine and Serum

Tube/Specimen: Urine and serum are required for testing. Serum must be drawn at time of urine collection.
 4.0 mL Gold SST (BD#367977) and random urine specimen.

Referred Out: Mayo Medical Laboratories

Instructions: Centrifuge gold topped tube at room temperature.
 Aliquot 1.0 mL serum into a plastic vial.
 Aliquot 13.0 mL of urine.
 Do not accession for non-Nova Scotia Health *Central Zone* Hospitals
 Send copy of requisition.

LIS Mnemonic: cAMP

Cyclic-Citrullinated Peptide

see Anti-Cyclic Citrullinated Peptide


Division: Immunopathology

Cyclin-D1

see BCL1-IGH gene fusion

Division: Molecular Diagnostics

Cyclosporine

Tube/Specimen:  2.0 mL Lavender EDTA (BD#367841)

Requisition: CD0002

Division: Clinical Chemistry - Toxicology

Instructions: The time specimen collected should be indicated on the requisition and tubes. Time of last medication should be indicated on the requisition.
 Cyclosporine can be ordered as C0 (trough, pre-dose) or C2 (peak, 2 hour post-dose).

Shipping: Mix whole blood, transfer whole blood to a plastic tube. Freeze and send on dry ice.

Alternate Names: Neoral
 Sandimmune IV
 CYA
 Cyclosporine A
 C0 (Trough)
 C2 (Peak)

LIS Mnemonic: CYA
 C0 hr (Trough)

Section: Management System\Central Zone\PLM\General\PLM Website\General\Test Catalogue\
Doc#: 19453

Version: 172.0 Current
Effective Date: 2/2/2026

Page 80 of 239

The electronic copy that resides on the document control system is the valid document. Any paper document labeled **Uncontrolled** must be verified against the electronic version prior to use.

Uncontrolled When Printed

PLM Laboratory Test Catalogue

C2 hr (Peak)

Cyclosporine A

see Cyclosporine

Division: Clinical Chemistry - Toxicology

Cystatin C

Tube/Specimen: 4.0 mL Gold SST (BD#367977)

Referred Out: In-Common Laboratories

Instructions: Centrifuge at room temperature.
Aliquot at least 1.0 mL serum into a plastic vial. **Freeze** at once.
Send copy of requisition.

Note: Recollect if specimen thaws.

LIS Mnemonic: CYSTC

Cysticercosis

Tube/Specimen: 4.0 mL Gold SST (BD#367977)

Requisition: CD0002A/CD0002B

Division: Virology-Immunology

Instructions: Clinical data should be indicated on the requisition.

Note: This test will be referred out by the laboratory.

LIS Mnemonic: RO ROSER

Cystine, Random Urine or 24-Hour Urine

see Amino Acid, Quantitative, Random Urine or 24-Hour Urine

Referred Out: IWK Metabolic Lab

Cytogenetic Testing for IWK

see IWK Cytogenetics Testing

Referred Out: IWK Cytogenetics Lab

Cytomegalovirus Antibody

see CMV Antibody Screen

Division: Virology-Immunology

Cytomegalovirus IgM

see CMV Antibody Screen

Division: Virology-Immunology

Cytomegalovirus Viral Load

see CMV PCR

Section: Management System\Central Zone\PLM\General\PLM Website\General\Test Catalogue\
Doc#: 19453

Version: 172.0 Current
Effective Date: 2/2/2026

Page 81 of 239

The electronic copy that resides on the document control system is the valid document. Any paper document labeled **Uncontrolled** must be verified against the electronic version prior to use.

Uncontrolled When Printed

PLM Laboratory Test Catalogue

Division: Virology-Immunology

Cytotoxic Antibodies

see HLA Antibody Testing

Division: Hematopathology - Histocompatibility (HLA)

DADE

see PTT Dade


Division: Hematopathology - Coagulation

DAT

see Direct Antiglobulin Test

Division: Transfusion Medicine

D-Dimer

Tube/Specimen:  1.8 mL Light Blue buffered sodium citrate (BD#363080). Must be a full draw.

Requisition: CD0002

Division: Hematopathology - Core

Instructions: Part of DIC screen

Referrals: Send 2 frozen aliquots of 1.0 mL platelet-poor plasma (see Coagulation Testing under Specimen Collection Information) in polypropylene vials (12x75).

Deaminated gliadin peptide IgG or IgA

see Anti-Tissue Transglutaminase

Division: Immunopathology

Dehydroepiandrosterone

see DHEA-S

Division: Clinical Chemistry - Core

Delta 4 Androstenedione

see Androstenedione

Division: Clinical Chemistry - Core

Dengue Virus

see ARBO Virus

Division: Virology-Immunology

Depakene

see Valproate

Division: Clinical Chemistry - Core

Section: Management System\Central Zone\PLM\General\PLM Website\General\Test Catalogue\
Doc#: 19453

Version: 172.0 Current
Effective Date: 2/2/2026

Page 82 of 239

The electronic copy that resides on the document control system is the valid document. Any paper document labeled **Uncontrolled** must be verified against the electronic version prior to use.

Uncontrolled When Printed

PLM Laboratory Test Catalogue

Desethylamiodarone

see Amiodarone Level

Referred Out: In-Common Laboratories

Desipramine

see Imipramine Level

Referred Out: In-Common Laboratories

Desmethyldimipramine

see Clomipramine Level

Referred Out: In-Common Laboratories

Desmethyldoxepin

see Doxepin Level

Referred Out: In-Common Laboratories

Dexamethasone Suppression Test (DST)

see Cortisol, Serum

Division: Clinical Chemistry - Core

DHEA-Unconjugated (Dehydroepiandrosterone unconjugated)

Tube/Specimen: 6.0 mL Plain Red Top, no gel separator (BD#367815) or 4.0 mL Gold SST (BD#367977)

Referred Out: Mayo Medical Laboratories

Instructions: Centrifuge at room temperature.
Aliquot 1.0 mL of serum into plastic vial. **Freeze** at once.
Do not accession for non-Nova Scotia Health *Central Zone* Hospitals
Send copy of requisition.

Note: Make sure "unconjugated" is requested on requisition. Stable frozen for only 14 days.

LIS Mnemonic: DHEA UNCON

DHEA-S

Tube/Specimen: 4.0 mL Gold SST (BD#367977)

Requisition: CD0002

Division: Clinical Chemistry - Core

Instructions: DHEA-S is a replacement test for urinary 17-Ketosteroids.

Shipping: Separate serum within 5 hours of collection. Serum stable for 8 days at 2 to 8°C. Freeze and send frozen serum, if longer.

Alternate Names: Dehydroepiandrosterone Sulphate

LIS Mnemonic: DHEAS

Section: Management System\Central Zone\PLM\General\PLM Website\General\Test Catalogue\
Doc#: 19453

Version: 172.0 Current
Effective Date: 2/2/2026

Page 83 of 239

The electronic copy that resides on the document control system is the valid document. Any paper document labeled **Uncontrolled** must be verified against the electronic version prior to use.

Uncontrolled When Printed

PLM Laboratory Test Catalogue

Diabetes Mellitus Type 1 Panel

Tube/Specimen: Two 4.0 mL Gold SST (BD#367977)

Referred Out: Mayo Medical Laboratories

Instructions: Centrifuge 2 gold SST tubes at room temperature.
Aliquot serum from both tubes into one plastic vial (minimum 2.0 mL, prefer 4.0 mL).
Do not accession for clients out of Nova Scotia Health *Central Zone*
Send copy of requisition.

Stability: Ambient 72 hours, Refrigerated (preferred) 28 days, Frozen 28 days.

Note: This panel includes four tests: Glutamic Acid Decarboxylase Antibody (GAD65 Ab), Insulin Antibodies, Islet Antigen 2 Antibody (IA-2 Ab) and Zinc Transporter 8 Antibody (ZnT8 Abs).

LIS Mnemonic: DBS1

Dialysate Fluid

see specific test for instructions.

Division: Clinical Chemistry - Core

Diastase

see Amylase

Division: Clinical Chemistry - Core

DIC Screen

Includes D-Dimer, INR (PT), PTT, Fibrinogen and Thrombin Time

Division: Hematopathology - Core

Differential WBC Count

see Profile

Division: Hematopathology - Core

Differential, Manual

see Blood Film, Differential, Manual

Division: Hematopathology - Microscopy

Digoxin

Tube/Specimen: 6.0 mL Plain Red Top, no gel separator (BD#367815)

Requisition: CD0002

Division: Clinical Chemistry - Core

Instructions: For informative results specimen should be taken just prior to medication, or 8 hours after the drug has been administered.

LIS Mnemonic: DIG

PLM Laboratory Test Catalogue

Dihydrohodamine (DHR)

Tube/Specimen: 6.0 mL Dark Green sodium heparin (BD#367878) **AND** one 6.0 mL Dark Green sodium heparin (BD#367878) for a CONTROL from an unrelated healthy donor. Label the CONTROL as "Normal Control".

Referred Out: Mayo Medical Laboratories

Instructions: **Do Not Centrifuge!**
Keep specimens ambient.
Do not accession for non-Nova Scotia Health *Central Zone* Hospitals
Send copy of requisition.

Stability: 48 hours

LIS Mnemonic: MISC REF

Dihydrotestosterone (DHT)

Tube/Specimen: 4.0 mL Gold SST (BD#367977) preferred. Lavender topped EDTA tube, Sodium heparin tube and Lithium heparin tubes acceptable.

Referred Out: In-Common Laboratories

Instructions: Centrifuge at room temperature.
Aliquot 1.0 mL of serum or plasma into plastic vial.
Send copy of requisition.

Stability: 7 days at 2 to 8°C and 3 months frozen.

LIS Mnemonic: DHT

Dilantin

see Phenytoin

Division: Clinical Chemistry - Core

Diphenylhydantoin

see Phenytoin, Free

Referred Out: In-Common Laboratories

Diphtheria Antitoxin

Tube/Specimen: 4.0 mL Gold SST (BD#367977)

Requisition: CD0002A/CD0002B

Division: Microbiology-Immunology

Instructions: Clinical data should be indicated on the requisition.

Note: This test will be referred out by the laboratory.

LIS Mnemonic: RO DIPHTH

Direct Antiglobulin Test

Section: Management System\Central Zone\PLM\General\PLM Website\General\Test Catalogue\
Doc#: 19453

Version: 172.0 Current
Effective Date: 2/2/2026
Page 85 of 239

The electronic copy that resides on the document control system is the valid document. Any paper document labeled **Uncontrolled** must be verified against the electronic version prior to use.

Uncontrolled When Printed

PLM Laboratory Test Catalogue

Tube/Specimen: 6.0 mL Lavender EDTA (BD#367863)
 Requisition: CD0001_05_2019
 Division: Transfusion Medicine
 Instructions: Indicate on requisition date and time required.
 Comments: NSHA CL-BP-040 Venipuncture for Blood Specimen Collection
 Alternate Names: DAT
 Coombs Test

Direct Bilirubin

see Bilirubin Direct, Plasma

Division: Clinical Chemistry - Core

DLI

see Donor Lymphocyte Infusion

Division: Hematopathology - Flow Cytometry

DNA Testing for IWK

see IWK Molecular Testing

Referred Out: IWK Clinical Genomics Lab

Donor Lymphocyte Infusion

Tube/Specimen: 4.0 mL Lavender EDTA (BD#367861)
 Requisition: CD0002C
 Division: Hematopathology - Flow Cytometry
 Instructions: Specimens must arrive in the Flow Cytometry lab within 24 hours of collection and by 14:00 hours on Friday (or the day before a holiday).
 The volume of product collected is required on the requisition.
 The requisition must accompany the specimen to the Flow laboratory.
 Shipping: Maintain specimen at room temperature.
 LIS Mnemonic: T CELL SUB

Dopamine, Urine

see Catecholamines, 24 Hour Urine

Division: In-Common Laboratories

Doxepin Level

Tube/Specimen: 6.0 mL Plain Red Top, no gel separator (BD#367815)
 Referred Out: In-Common Laboratories
 Instructions: Centrifuge at room temperature.
 Aliquot serum into plastic vial. **Freeze.**

Section: Management System\Central Zone\PLM\General\PLM Website\General\Test Catalogue\
Doc#: 19453

Version: 172.0 Current
Effective Date: 2/2/2026

Page 86 of 239

The electronic copy that resides on the document control system is the valid document. Any paper document labeled **Uncontrolled** must be verified against the electronic version prior to use.

Uncontrolled When Printed

PLM Laboratory Test Catalogue

Do not accession for non-Nova Scotia Health *Central Zone* Hospitals
Send copy of requisition.

Note: 4.0 mL Lavender EDTA (BD#367861) tubes are also acceptable; must indicate specimen type on tube.

LIS Mnemonic: DOX

Drug Levels (Micro Mycobacteriology)

Tube/Specimen: 6.0 mL Plain Red Top, no gel separator (BD#367815)

Referred Out: Infectious Disease Pharmacokinetics Laboratory

Instructions: Ship as Category B

Drugs of Abuse Screen, Random Urine

Tube/Specimen: Random collection using mid-stream technique to avoid bacterial contamination in a plain container.

Requisition: CD0002

Division: Clinical Chemistry – Toxicology

Instructions: Specimen required: 30 mL urine aliquot from well-mixed collection.

Comments: Testing includes amphetamines, benzodiazepines, quetiapine, cannabinoids, cocaine metabolite, opiates, phencyclidine, and ritalin. This test is done for medical purposes only; it will not be done for pre-employment, work related or legal matters.

Stability: Room temperature for 1 day, 2 to 8°C (preferred) for 7 days and frozen for 2 weeks.

LIS Mnemonic: U DS M

D'Xylose Tolerance Test

Note: D'Xylose Tolerance test is no longer offered at NSH Central Zone.

E+ see Electrolytes (Na, K), Plasma

Division: Clinical Chemistry - Core

E2 see Estradiol

Division: Clinical Chemistry - Core

Eastern Equine Encephalitis see ARBO Virus

Division: Virology-Immunology

EB Virus see Epstein - Barr Virus Antibodies

PLM Laboratory Test Catalogue

Division: Virology-Immunology

EBV PCR

Tube/Specimen: 4.0 mL Lavender EDTA (BD#367861)

Requisition: CD0002

Division: Virology-Immunology

Instructions: Store whole blood at 2°C to 25°C for no longer than 24 hours.
Separate plasma by centrifuging at 3000g for 20 minutes.
Separated plasma should be shipped at 2°C to 8°C within 6 days, if longer freeze at -20°C and ship frozen.

Note: This test is reserved for post-transplant patients and those with hematological malignancies only upon request.
For infectious mononucleosis testing or pre-transplant EBNA testing refer to Epstein – Barr Virus section below.

Alternate Names: EBV Viral Load
Epstein Barr Virus Viral Load
Epstein Barr Virus PCR

LIS Mnemonic: EBVPCR

Echinococcosis

Tube/Specimen: 4.0 mL Gold SST (BD#367977)

Requisition: QE 7125

Division: Virology-Immunology

Instructions: Clinical data should be indicated on the requisition.

Note: This test will be referred out by the laboratory.

LIS Mnemonic: RO ECHINO

eGFR, Plasma

Tube/Specimen: 3.5 mL Light Green lithium heparin (BD#367961)

Requisition: CD0002

Division: Clinical Chemistry - Core

Instructions: Age and gender must be included.

Note: eGFR should not be used when plasma creatinine is changing rapidly, in pregnancy, age less than 18, or for drug dosing; and should be interpreted with caution in extremes of body habitus eGFR <60 mL/min/1.73mE2 and/or Albumin to Creatinine Ratio (ACR) ≥ 3 mg/mmol for >3 months are diagnostic criterion for Chronic Kidney Disease (CKD).
For more information, refer to the latest Kidney Disease: Improving Global Outcomes (KDIGO) guidelines.
Reported eGFR is based on the CKD-EPI 2021 equation that does not use a race coefficient.

Alternate Names: Estimated Glomerular Filtration Rate

LIS Mnemonic: eGFR

PLM Laboratory Test Catalogue

Ehrlichia

see Hem Microorganism

Division: Hematopathology-Microscopy

Ehrlichia PCR

Tube/Specimen: 4.0 mL Lavender EDTA (BD#367861)

Requisition: CD0002A/CD0002B

Division: Virology-Immunology

Instructions: Clinical data should be indicated on the requisition.

Note: This test will be referred out by the laboratory.

LIS Mnemonic: RO EHRPCR

Ehrlichia Serology

Tube/Specimen: 4.0 mL Gold SST (BD#367977)

Requisition: CD0002A/CD0002B

Division: Virology-Immunology

Instructions: Clinical data should be indicated on the requisition.

Note: This test will be referred out by the laboratory.

LIS Mnemonic: RO EHRSER

Elastase, Stool

see Fecal Elastase

Referred Out: In-Common Laboratories

Electrolytes (Na, K), Plasma

Tube/Specimen: 3.5 mL Light Green lithium heparin (BD#367961)

Requisition: CD0002

Division: Clinical Chemistry – Core

Comments: Specimens must be delivered to the laboratory within 2 hours of collection. Testing for Electrolytes include Sodium (Na), Potassium (K).

Shipping: Separate plasma within 2 hours of collection.

Alternate Names: E+
Lytes

LIS Mnemonic: LYTRES (NA, K)

Electrolytes, Urine

Section: Management System\Central Zone\PLM\General\PLM Website\General\Test Catalogue\
Doc#: 19453

Version: 172.0 Current
Effective Date: 2/2/2026

Page 89 of 239

The electronic copy that resides on the document control system is the valid document. Any paper document labeled **Uncontrolled** must be verified against the electronic version prior to use.

Uncontrolled When Printed

PLM Laboratory Test Catalogue

Tube/Specimen: 24-hour urine collection (preferred) or random collection; no preservative; refrigerate during collection.

Requisition: CD0002

Division: Clinical Chemistry - Core

Instructions: Amount required: 5 mL urine aliquot from well-mixed collection.
Record the 'Original Container Type' on the requisition as Plain, Acid or Sodium Carbonate.

Comments: This test includes Urine NA, Urine K and Urine Cl. Testing on 24 hour specimens includes Urine Creatinine.

Shipping: Transport at room temperature.
Record Total Volume on both the specimen aliquot and the requisition

LIS Mnemonic: U24 LYLES
U LYLES

Electrophoresis of Protein

see Protein Electrophoresis, Serum

Division: Clinical Chemistry - Immunology

Emerging Bacterial Pathogens/ Pathogenic Neisseria, Syphilis, and Vaccine Preventable Bacterial Diseases

(Neisseria meningitides, Neisseria gonorrhoeae, Haemophilus influenza, Bordetella)

Tube/Specimen: Isolate, Susceptibility Testing, Biotyping, Phenotyping, Legal Case Workup, Serology, Genotyping, Genetic Finger Typing, Molecular Detection

Referred Out: National Microbiology Laboratory

Instructions: Shipped as Biological Substances Category B

ENA Screen

see Anti-nuclear Antibody

Division: Immunopathology

Comments: Testing includes antibodies to ENA, LA (or SSB), RO (or SSB), RNP, Sm, SCL-70 and JO-

Endomysial Antibody

see Tissue Transglutaminase

Division: Immunopathology

Enteric Diseases Program:

Escherichia coli 0157

Tube/Specimen: Isolate, Biotyping, Serotyping, Phage Typing, Pulse Field Gel Electrophoresis (PFGE), Toxin PCR, Other

Referred Out: National Microbiology Laboratory

Instructions: Shipped as Biological Substances Category A

Enteric Diseases Program:

Section: Management System\Central Zone\PLM\General\PLM Website\General\Test Catalogue\
Doc#: 19453

Version: 172.0 Current
Effective Date: 2/2/2026

Page 90 of 239

The electronic copy that resides on the document control system is the valid document. Any paper document labeled **Uncontrolled** must be verified against the electronic version prior to use.

Uncontrolled When Printed

PLM Laboratory Test Catalogue

Listeria monocytogenes

Tube/Specimen: Isolate, Serotyping
 Referred Out: National Microbiology Laboratory
 Instructions: Shipped as Biological Substances Category B.

Enteric Diseases Program: Salmonella species

Tube/Specimen: Isolate, Biotyping, Serotyping, Phage Typing, Pulse Field Gel Electrophoresis (PFGE), Toxin PCR, Tissue Culture Cytotoxicity Assay, Other
 Referred Out: National Microbiology Laboratory
 Instructions: Shipped as Biological Substances Category B (S. typhi, if isolated, may be sent as a Precautionary Category A)

Enteric Diseases Program: Shigella species

Tube/Specimen: Isolate, Biotyping, Serotyping, Phage Typing, Pulse Field Gel Electrophoresis (PFGE), Toxin PCR, Tissue Culture Cytotoxicity Assay, Other
 Referred Out: National Microbiology Laboratory
 Instructions: Shipped as Biological Substances Category B except S. dysenteriae which requires Category A.

Enterohemorrhagic Ecoli requests

Referred Out: IWK-Microbiology Lab
 Instructions: Shipped as Biological Substance Category B.

Enterovirus

Tube/Specimen: CSF (0.5 mL sterile specimen)/Stool/Throat swab/Respiratory specimens
 Requisition: CD0432/CD0433
 Division: Virology-Immunology
 Comments: **CSF:** IWK, PEI, Cape Breton, ID (infectious disease) and ICU are automatically approved for testing. All other specimens require CSF PCR approval form to be filled out. If the specimen is received without the form, it will be faxed to the requesting location by the microbiology laboratory.
Stool/throat/respiratory specimen: Consult microbiologist. Usually only available for immunocompromised children.
 Shipping: **CSF:** Store at room temperature up to 1 day, 4°C up to 7 days, if longer freeze at -20°C and ship frozen.
Stool/Throat/Respiratory: Freeze and ship specimens frozen.
 LIS Mnemonic: E BFME (CSF)
 ROSER (Stool/throat/respiratory)

Eosinophil Count

Tube/Specimen: 4.0 mL Lavender EDTA (BD#367861)

Section: Management System\Central Zone\PLM\General\PLM Website\General\Test Catalogue\
Doc#: 19453

Version: 172.0 Current
Effective Date: 2/2/2026
 Page 91 of 239

The electronic copy that resides on the document control system is the valid document. Any paper document labeled **Uncontrolled** must be verified against the electronic version prior to use.

Uncontrolled When Printed

PLM Laboratory Test Catalogue

Requisition: CD0002
Division: Hematopathology – Core
Alternate Names: Total Eosinophil Count

Eosinophil, Nasal Smear

Tube/Specimen: Nasal smear
Requisition: CD0002
Division: Hematopathology - Microscopy
Instructions: Specimen is sent to Microbiology and prepared on slide; then sent to Microscopy to be stained and viewed.

Eosinophil, Sputum

Tube/Specimen: Collect in polypropylene container with no preservative.
Requisition: CD0002
Division: Hematopathology - Microscopy
Instructions: Specimen is sent to Microbiology and prepared on slide; then sent to Microscopy to be stained and viewed.

Eosinophil, Random Urine or 24-Hour Urine

Tube/Specimen: Random collection using a mid-stream technique to eliminate bacterial contamination or 24-hour urine collection in a plain container.
Requisition: CD0002
Division: Hematopathology – Microscopy
Instructions: Specimen required: 10 mL urine aliquot from a well-mixed collection.
Record the 'Original Container Type' on the requisition as Plain, Acid or Sodium Carbonate.
Stability: Room temperature 2 hours and 2 to 8°C (preferred) for 24 hours.
LIS Mnemonic: Eo US

Epinephrine

see Catecholamines, Total Plasma

Referred Out: In-Common Laboratories

Epinephrine, Urine

see Catecholamines, 24 Hour Urine

Division: In-Common Laboratories

Epival

see Valproate

Division: Clinical Chemistry - Core

PLM Laboratory Test Catalogue

EPO

see Erythropoietin

Division: Clinical Chemistry - Core

Epoxide Level 10, 11

see Carbamazepine-10, 11 Epoxide

Referred Out: In-Common Laboratories

Epstein - Barr Virus

Tube/Specimen: 4.0 mL Gold SST (BD#367977)

Requisition: CD0002A/ CD0002B

Division: Virology-Immunology

Comments: Clinical data should be indicated on the requisition.

Note: EBNA IgG testing will be performed on all EBV serology requests. VCA IgM and IgG testing will only be performed on EBNA negative specimens.

LIS Mnemonic: EBNA

Erythropoietin

Tube/Specimen: 4.0 mL Gold SST (BD#367977)

Requisition: CD0002

Division: Clinical Chemistry - Core

Instructions: Since diurnal variation of erythropoietin exists, it is important to collect the specimens at a consistent time of day. Morning specimens taken between 7:30 am and 12:00 noon have been recommended.
High circulating biotin levels may reduce results by more than 10% of the true value. Patients must discontinue any biotin supplement at least 3 days prior to testing.

Comments: EDTA tubes are unacceptable.

Shipping: Serum stable for 7 days at 2 to 8°C. Freeze and send frozen serum, if longer.

Alternate Names: EPO

LIS Mnemonic: EPO

ESR

Tube/Specimen: 4.0 mL Lavender EDTA (BD#367861)

Requisition: CD0002

Division: Hematopathology - Core

Instructions: Test must be performed within 10 hours of collection. Unacceptable if specimen more than 10 hours old.

PLM Laboratory Test Catalogue

Alternate Names: Sedimentation Rate

Estradiol

Tube/Specimen: 4.0 mL Gold SST (BD#367977)

Requisition: CD0002

Division: Clinical Chemistry - Core

Shipping: Separate serum within 5 hours of collection. Serum stable for 7 days at 2 to 8°C. Freeze and send frozen serum, if longer.

Alternate Names: E2
17 Beta Estradiol

LIS Mnemonic: E2

Ethanol

see Alcohol, Serum

Division: Clinical Chemistry - Core

Ethosuximide Level

Tube/Specimen: 6.0 mL Plain Red Top, no gel separator (BD#367815)

Referred Out: In-Common Laboratories

Instructions: Centrifuge at room temperature.
Aliquot 1.0 mL of serum into plastic vial.
Send copy of requisition.

LIS Mnemonic: Ethosux

Ethyl Alcohol

see Alcohol, Serum

Division: Clinical Chemistry - Core

Ethylene Glycol

Tube/Specimen: 6.0 mL Plain Red Top, no gel separator (BD#367815)

Requisition: CD0002

Division: Clinical Chemistry - Toxicology

Instructions: Use non-alcoholic solutions such as peroxidase, saline or warm water to clean venipuncture site. Do not use alcohol preparations. This test is time sensitive and requires Clinical Chemistry faculty On-call approval before sending through QEII locating at 902-473-2220. Once approved, send specimen STAT/URGENT to QEII-VG Site CSA. Please contact laboratory at 902-473-5514 to transmit information about sample and shipment. Ensure specimen bag and transport containers are labelled as STAT. If Routine testing, order and send on the next routine run to the QEII.

Comments: Analysis includes quantitation of Glycolic Acid, the primary metabolite of Ethylene Glycol.

Alternate Names: Glycolic Acid

Section: Management System\Central Zone\PLM\General\PLM Website\General\Test Catalogue\
Doc#: 19453

Version: 172.0 Current
Effective Date: 2/2/2026
Page 94 of 239

The electronic copy that resides on the document control system is the valid document. Any paper document labeled **Uncontrolled** must be verified against the electronic version prior to use.

Uncontrolled When Printed

PLM Laboratory Test Catalogue

LIS Mnemonic: ETH GLY

ETOH

see Alcohol, Serum

Division: Clinical Chemistry - Core

Extractable-Nuclear Antibodies

see Anti-nuclear Antibody

Division: Immunopathology

F68KD (hsp-70)

Tube/Specimen: One 4.0 mL Gold SST (BD#367977)

Referred Out: Mayo Medical Laboratories

Instructions: Centrifuge at room temperature.
Aliquot at least 2.0 mL serum and **freeze**.
Send copy of requisition.

Stability: Ambient – 48 hours; Refrigerated – 5 days; Frozen – 1 year

LIS Mnemonic: F68KD

Facioscapulohumeral Dystrophy (FSHD) DNA Testing

Tube/Specimen: Two 6.0 mL Lavender EDTA (BD#367863). Do not collect on Thursday or Friday

Referred Out: Molecular Genetics Diagnostic Laboratory

Instructions: Keep specimens at room temperature.
Send Children's Hospital of Eastern Ontario (CHEO) Form and Consent Form with specimens.

LIS Mnemonic: Miscellaneous Referred-Out

Factor Assays II, V, VII, X, VIII, IX, XI, XII

Tube/Specimen: Single assay - One 2.7 mL Light Blue buffered sodium citrate (BD#363083), must be a full draw.
Multiple assays - Three 2.7 mL Light Blue buffered sodium citrate (BD#363083), must be a full draw.

Requisition: CD0002

Division: Hematopathology - Coagulation

Comments: Indicate Factors required on the requisition.

Referrals: Send 2 frozen aliquots of 1.0 mL platelet-poor plasma for a single factor and add one aliquot for every additional factor ordered (see Coagulation Testing under Specimen Collection Information) in polypropylene vials (12x75).

Exception: **FXIII (Factor 13) is not performed at the QEII. Referring hospitals are to send specimen directly to In-Common Laboratories.**

PLM Laboratory Test Catalogue

Factor Assay Chromogenic VIII

Tube/Specimen:	Single assay - One 2.7 mL Light Blue buffered sodium citrate (BD#363083), must be a full draw.
Requisition:	CD0002
Division:	Hematopathology - Coagulation
Comments:	Indicate Chromogenic Factor FVIII required on the requisition.
Referrals:	Send 2 frozen aliquots of 1.0 mL platelet-poor plasma (see Coagulation Testing under Specimen Collection Information) in polypropylene vials (12x75).
Instruction:	Chromogenic FVIII is only available to be ordered by Hematologists-all other orders will be cancelled.
Alternate Names:	Chrom Factor VIII Chrom FVIII
LIS Mnemonic:	Chrom FVIII

Factor Assay Chromogenic IX

Tube/Specimen:	2.7 mL Light Blue buffered sodium citrate (BD#363083). Must be a full draw.
Requisition:	CD0002
Referred Out:	MAYO Medical Laboratories
Instruction:	Send copy of requisition and specimen to Hematopathology Coagulation Lab for processing if within Central Zone. Only available to be ordered by Hematologists – all other orders will be cancelled.
Comments:	Test is not performed at the QEII. Referring hospitals are to send specimens directly to MAYO Medical Laboratories. Must indicate Chromogenic Factor IX on the requisition and send 2 frozen aliquots of 1.0 mL platelet-poor plasma in polypropylene vials (12 x 75)
Referrals:	Send 2 frozen aliquots of 1.0 mL platelet-poor plasma (see Coagulation Testing under Specimen Collection Information) in polypropylene vials (12x75).
LIS Mnemonic:	Chrom IX

Factor V Leiden Mutation

Tube/Specimen:	4.0 mL Lavender EDTA (BD#367861) - One tube sufficient for both FV and PT mutation Peripheral blood: 1 tube, minimum volume 1 mL. Stability - 14 days at 4°C. Bone marrow: 1 tube, minimum volume 1 mL. Stability - 14 days at 4°C. Tissue: Send in saline at 4°C, or frozen on dry ice. Stability – 12 hours in saline at 4°C or 7 days frozen. DNA: Stability – 3 months at 4°C or frozen.
Requisition:	CD0046 or CD2573
Division:	Molecular Diagnostics
Instructions:	Blood/bone marrow must be kept at 4°C, accompanied by requisition. If multiple Molecular Diagnostics tests are ordered, only 2 tubes of peripheral blood or 1 tube of bone marrow are necessary. As per hereditary thrombophilia best practice testing guidelines, Factor V Leiden gene mutation testing is restricted to hematologists, medical geneticists, neurologists, and general internists for both adult and pediatric populations.
Alternate Names:	FV gene mutation FV G1691 A mutation

Section: Management System\Central Zone\PLM\General\PLM Website\General\Test Catalogue\
Doc#: 19453

Version: 172.0 Current
Effective Date: 2/2/2026
Page 96 of 239

The electronic copy that resides on the document control system is the valid document. Any paper document labeled **Uncontrolled** must be verified against the electronic version prior to use.

Uncontrolled When Printed

PLM Laboratory Test Catalogue

LIS Mnemonic: 2LAVDNA

Factor VIII C Inhibitor

Tube/Specimen: Two 2.7 mL Light Blue buffered sodium citrate (BD#363083), must be a full draw

Requisition: CD0002

Division: Hematopathology - Coagulation

Referrals: Send 4 frozen aliquots of 1.0 mL platelet-poor plasma (see Coagulation Testing under Specimen Collection Information) in polypropylene vials (12x75). Send on dry ice.

Alternate Names: Bethesda Assay
Bethesda Inhibitor
Bethesda (Factor VIII C)

Factor VIII Chromogenic Inhibitor

Tube/Specimen: Two 2.7 mL Light Blue buffered sodium citrate (BD#363083), must be a full draw.

Requisition: CD0002

Division: Hematopathology - Coagulation

Comments: Indicate Chromogenic Factor FVIII Inhibitor required on the requisition.

Referrals: Send 4 frozen aliquots of 1.0 mL platelet-poor plasma (see Coagulation Testing under Specimen Collection Information) in polypropylene vials (12x75). Send on dry ice.

Instruction: **FVIII Chromogenic Inhibitor is only available to be ordered by Hematologists-all other orders will be cancelled.**

Alternate Names: Chrom VIII Inhib
Chromogenic Bethesda (Factor 8) Inhibitor
Chromogenic Bethesda (Factor VIII) Assay
Chromogenic Bethesda (Factor VIII) Inhibitor
Chromogenic Coagulation Bethesda Assay
Chromogenic Bethesda (Factor 8)
Chromogenic Bethesda (Factor VIII C)

LIS Mnemonic: Chrom VIII Inhibitor

Factor IX Inhibitor

Tube/Specimen: Two 2.7 mL Light Blue buffered sodium citrate (BD#363083), must be a full draw

Requisition: CD0002

Division: Hematopathology - Coagulation

Referrals: Send 4 frozen aliquots of 1.0 mL platelet-poor plasma (see Coagulation Testing under Specimen Collection Information) in polypropylene vials (12x75). Send on dry ice.

Alternate Names: Bethesda (Factor IX) Assay
Bethesda (Factor IX) Inhibitor

PLM Laboratory Test Catalogue

Factor VIII Mutation

see Hemophilia Carrier Testing

Division: Molecular Diagnostics

Factor XIII Antigen or Activity

Tube/Specimen: Two 2.7 mL Light Blue buffered sodium citrate (BD#363083)

Referred Out: Hamilton General Hospital

Instructions: Send to Hematopathology Coagulation Lab for processing.

LIS Mnemonic: Miscellaneous Hematology

Factor XIII Assay

Tube/Specimen: Two 2.7 mL Light Blue buffered sodium citrate (BD#363083)

Referred Out: Hamilton General Hospital (Nova Scotia Health Central Zone specimens only, see comment)

Instructions: Send to Hematopathology Coagulation Lab for processing.
Do not accession for non-Nova Scotia Health *Central Zone* Hospitals

LIS Mnemonic: FXIII or Factor XIII Assay

Comment: **FXIII (Factor 13) is not performed at the QEII. Referring hospitals, outside of Central Zone, are to send specimens directly to Hamilton General Hospital.**

Farmer's Lung

see Aspergillosis/Farmer's Lung

Division: Virology-Immunology

Fascioliasis – IFA

Tube/Specimen: 4.0 mL Gold SST (BD#367977)

Requisition: CD0002A/ CD0002B

Division: Virology-Immunology

Instructions: Clinical data should be indicated on the requisition.

Note: This test will be referred out by the laboratory.

LIS Mnemonic: RO ROSER

Fat, Fecal

see Fecal Fat 72 Hour

Referred Out: In-Common Laboratories

Fe

see Iron, Plasma

PLM Laboratory Test Catalogue

Division: Clinical Chemistry - Core

FE, Liver

see Iron Level Liver RO

Referred Out: In-Common Laboratories

Fecal Calprotectin

see Calprotectin, Fecal

Referred Out: In-Common Laboratories

Fecal Chloride

Tube/Specimen: 5.0 mL Random stool specimen in naturally liquid form. Formed stool is not acceptable.

Referred Out: In-Common Laboratories

Instructions: Store and send cold.
Do not accession for non-Nova Scotia Health *Central Zone* Hospitals
Send copy of requisition.

LIS Mnemonic: Fecal Chloride
ST CL

Fecal Elastase

Tube/Specimen: 5.0g Random stool specimen

Referred Out: In-Common Laboratories

Instructions: Send frozen.
Do not accession for non-Nova Scotia Health *Central Zone* Hospitals
Send copy of requisition.

LIS Mnemonic: ELAS F

Fecal Electrolytes

(Includes Sodium and Potassium-may order individually)

Tube/Specimen: 5.0 mL Random stool specimen in naturally liquid form. Formed stool is not acceptable.

Referred Out: In-Common Laboratories

Instructions: Send at room temperature.
Do not accession for non-Nova Scotia Health *Central Zone* Hospitals
Send copy of requisition.

LIS Mnemonic: Fecal electrolytes

Fecal Fat 72 Hr

Tube/Specimen: Timed stool specimen MUST be collected in approved containers. Containers such as metal cans are not acceptable. Approved stool collection containers may be obtained by calling the Referred-Out and Research Bench at 902-473-7237. 72 hour specimens are preferred, but non-72 hour specimens are accepted; actual time MUST be indicated.

Section: Management System\Central Zone\PLM\General\PLM Website\General\Test Catalogue\
Doc#: 19453

Version: 172.0 Current
Effective Date: 2/2/2026

Page 99 of 239

The electronic copy that resides on the document control system is the valid document. Any paper document labeled **Uncontrolled** must be verified against the electronic version prior to use.

Uncontrolled When Printed

PLM Laboratory Test Catalogue

Referred Out: In-Common Laboratories

Instructions: Do not accession for non-Nova Scotia Health *Central Zone* Hospitals
Stable refrigerated for 180 days.
Send copy of requisition.

LIS Mnemonic: ST FAT

Fecal Osmolality

see Osmolality Fecal

Referred Out: In-Common Laboratories

Ferritin

Tube/Specimen: 4.0 mL Gold SST (BD#367977)

Requisition: CD0002

Division: Clinical Chemistry - Core

Shipping: Separate within 5 hours of collection. Serum stable for 7 days at 2 to 8°C. Freeze and send frozen serum, if longer.

LIS Mnemonic: FER

Fetal Hemoglobin (Hgb F)


see Hemoglobin Electrophoresis

Division: Hematopathology – Immunology

Alternate Names: Hemoglobin F

Note: This test is not ordered separately. It is included in the Hemoglobin Electrophoresis test.

Fibrinogen

Tube/Specimen:  1.8 mL Light Blue buffered sodium citrate (BD#363080). Must be a full draw.

Requisition: CD0002

Division: Hematopathology - Core

Instructions: Part of DIC Screen

Referrals: Send 2 frozen aliquots of 1.0 mL platelet-poor plasma (see Coagulation Testing under Specimen Collection Information) in polypropylene vials (12x75). Send on dry ice.

Fibrosis-4

Tube/Specimen: 4.0 mL Lavender EDTA (BD#367861) and 3.5 mL Light Green lithium heparin (BD#367961).

Requisition: CD0002

Division: Clinical Chemistry - Core

Section: Management System\Central Zone\PLM\General\PLM Website\General\Test Catalogue\
Doc#: 19453

Version: 172.0 Current
Effective Date: 2/2/2026
Page 100 of 239

The electronic copy that resides on the document control system is the valid document. Any paper document labeled **Uncontrolled** must be verified against the electronic version prior to use.

Uncontrolled When Printed

PLM Laboratory Test Catalogue

Comments: Testing for Fibrosis-4 (FIB-4) is automatically calculated based on the patient's age and test values for AST, ALT and Platelet Count from Profile, No Diff.

Notes: Test is limited to General Practitioners in Nova Scotia Health Central Zone

LIS Mnemonic: FIBROSIS-4

Filariasis – IFA

Tube/Specimen: 4.0 mL Gold SST (BD#367977)

Requisition: CD0002A/CD0002B

Division: Virology-Immunology

Instructions: Clinical data should be indicated on the requisition.

Note: This test will be referred out by the laboratory.

LIS Mnemonic: RO FILARIA

FIP1P1/PDGFRα

see Hypereosinophilic Syndrome

Referred Out: Mayo Medical Laboratories

Fitzgerald Factor (HMWK)

Tube/Specimen: Two 2.7 mL Light Blue buffered sodium citrate (BD#363083)


Referred Out: Hamilton General Hospital

Instructions: Send to Hematopathology Coagulation Lab for processing.

Comment: Test is not performed at the QEII. Referring hospitals are to send specimens directly to the referral site which performs the test to prevent delay in results.

LIS Mnemonic: Fitzgerald

FK 506

Tube/Specimen:  2.0 mL Lavender EDTA (BD#367841)

Requisition: CD0002

Division: Clinical Chemistry - Toxicology

Instructions: Trough whole blood should be collected before medication.
Specimen should be in Lab by 1200 PM to be done the same day.
The time specimen collected should be indicated on the requisition and tubes.
Time of last medication should be indicated on the requisition.

Comments: Pre-dose (trough) specimen is required.

Shipping: Mix whole blood, transfer whole blood to a plastic tube. Freeze and send on dry ice.

PLM Laboratory Test Catalogue

Note: This determination can be done on micro specimens when necessary.

Alternate Names: Tacrolimus
Tacro

LIS Mnemonic: TACRO

Fletcher Factor (Prekallikrein)

Tube/Specimen: Two 2.7 mL Light Blue buffered sodium citrate (BD#363083)

Referred Out: Hamilton General Hospital

Instructions: Send to Hematopathology Coagulation Lab for processing.

Comment: Test is not performed at the QEII. Referring hospitals are to send specimens directly to the referral site which performs the test to prevent delay in results.

LIS Mnemonic: Fletcher

Flow Crossmatch

Referred Out: Immunology and Genetics Laboratory

Flow Cytometry

see Leukemia and Lymphoma Screening

Division: Hematopathology – Flow Cytometry

FLT3

Tube/Specimen: 4.0 mL Lavender EDTA (BD#367861)
Peripheral blood: Preferably 2 tubes, minimum volume 1 mL. Stability – 14 days at 4°C.
Bone marrow: 1 tube, minimum volume 1 mL. Stability – 14 days at 4°C.
Tissue: Send in saline at 4°C, or frozen on dry ice. Stability – 12 hours in saline at 4°C, or 7 days frozen.
DNA: Stability – 3 months at 4°C or frozen.

Requisition: CD0046 or CD2573

Division: Molecular Diagnostics

Instructions: Blood/bone marrow must be kept at 4°C, accompanied by requisition.
Any specimen referred from outside of Nova Scotia Health Central Zone must also be accompanied by a printout of the CBC results, as it is important to know the white blood cell count prior to extracting the DNA.
If multiple Molecular Diagnostics tests are ordered, only 2 tubes of peripheral blood or 1 tube of bone marrow are necessary.

LIS Mnemonic: 2LAVDNA

Fluoxetine Level

Tube/Specimen: 6.0 mL Plain Red Top, no gel separator (BD#367815)

Referred Out: In-Common Laboratories

Instructions: Centrifuge at room temperature.
Aliquot serum in plastic vial. **Freeze.**

Section: Management System\Central Zone\PLM\General\PLM Website\General\Test Catalogue\
Doc#: 19453

Version: 172.0 Current
Effective Date: 2/2/2026

Page 102 of 239

The electronic copy that resides on the document control system is the valid document. Any paper document labeled **Uncontrolled** must be verified against the electronic version prior to use.

Uncontrolled When Printed

PLM Laboratory Test Catalogue

Do not accession for non-Nova Scotia Health *Central Zone* Hospitals
Send copy of requisition.

Note: Royal Blue Trace Element SERUM tube (BD368380) and Lavender topped EDTA plasma tubes are also acceptable. Must indicate specimen type on tube.

LIS Mnemonic: FLUOX

Folate, Red Cell

Tube/Specimen: 4.0 mL Lavender EDTA (BD#367861)

Requisition: CD0002

Referred Out: In-Common Laboratories

Instructions: Collect 2 x lavender EDTA tubes: one for RBC Folate at ICL, one for Hematocrit (HCT) in-house.
If CBC has been collected on the same collection, HCT value will be included in the CBC result.
Note: Ensure a separate specimen for Hematocrit (or CBC) has been sent for testing before freezing the RBC Folate tube.
Note: Ensure HCT value is obtained before shipping specimen to ICL.
Transport on ice or frozen unless the specimen can arrive at Central Specimen Accessioning (CSA) within 2 hours of collection.

Stability: Ambient 2 hours, Refrigerated 72 hours, Frozen 1 month.

Alternate Names: RBC Folate
Red Blood Cell Folate

LIS Mnemonic: RBC FOL

Folate, Serum

Tube/Specimen: 4.0 mL Gold SST (BD#367977)

Requisition: CD0002

Division: Clinical Chemistry - Core

Instructions: Can be done on the same tube as Vitamin B12 and Ferritin.

Shipping: Separate serum within 5 hours of collection. Serum stable for 7 days at 2 to 8°C. Freeze and send frozen serum, if longer.

Alternate Names: Serum Folate
Folic Acid

LIS Mnemonic: FOL

Folic Acid

see Folate, Serum

Division: Clinical Chemistry - Core

Follicle Stimulating Hormone

see FSH

Division: Clinical Chemistry - Core

Formic Acid

see Methanol

Section: Management System\Central Zone\PLM\General\PLM Website\General\Test Catalogue\
Doc#: 19453

Version: 172.0 Current
Effective Date: 2/2/2026
Page 103 of 239

The electronic copy that resides on the document control system is the valid document. Any paper document labeled **Uncontrolled** must be verified against the electronic version prior to use.

Uncontrolled When Printed

PLM Laboratory Test Catalogue

Division: Clinical Chemistry - Toxicology

FRDIL **see Phenytoin, Free**

Referred Out: In-Common Laboratories

Free Erythrocyte Protoporphyrins **see Protoporphyrin, Erythrocyte**

Referred Out: In-Common Laboratories

Free Phenytoin **see Phenytoin, Free**

Referred Out: In-Common Laboratories

Free Prostate Specific Antigen **see PSA, Free**

Division: Clinical Chemistry - Core

Free T3

Tube/Specimen: 4.0 mL Gold SST (BD#367977)

Requisition: CD0002

Division: Clinical Chemistry - Core

Shipping: Separate serum within 5 hours of collection. Serum stable for 6 days at 2 to 8°C. Freeze and send frozen serum, if longer.

Alternate Names: Free Triiodothyronine

LIS Mnemonic: FT3
T3 FREE

Free T4 **see Thyroxine, Free**

Division: Clinical Chemistry - Core

Free Triiodothyronine **see Free T3**

Division: Clinical Chemistry – Core

Frisium **see Clobazam and Metabolite**

Referred Out: In-Common Laboratories

Fructosamine

Section: Management System\Central Zone\PLM\General\PLM Website\General\Test Catalogue\
Doc#: 19453

Version: 172.0 Current
Effective Date: 2/2/2026

Page 104 of 239

The electronic copy that resides on the document control system is the valid document. Any paper document labeled **Uncontrolled** must be verified against the electronic version prior to use.

Uncontrolled When Printed

PLM Laboratory Test Catalogue

Tube/Specimen: 4.0 mL Gold SST (BD#367977)

Referred Out: In-Common Laboratories

Instructions: Centrifuge at room temperature.
Hemolyzed or icteric (jaundiced) specimens are not acceptable.
 Aliquot 2.0 mL serum in plastic vial. **Freeze** at once.
 Send copy of requisition.

LIS Mnemonic: Fructosam

FSH

Tube/Specimen: 4.0 mL Gold SST (BD#367977)

Requisition: CD0002

Division: Clinical Chemistry - Core

Shipping: Separate serum within 5 hours of collection. Serum stable for 7 days at 2 to 8°C. Freeze and send frozen serum, if longer.

Alternate Names: Follicle Stimulating Hormone

LIS Mnemonic: FSH

FSH MD

see Facioscapulohumeral Dystrophy

Referred Out: Molecular Genetics Diagnostic Laboratory

FV G1691 A Mutation

see Factor V Leiden Mutation

Division: Molecular Diagnostics

FV Gene Mutation

see Factor V Leiden Mutation

Division: Molecular Diagnostics

FXIII

see Factor XIII Assay

Referred Out: Hamilton General Hospital

G6PD

see Glucose-6-Phosphate Dehydrogenase

Referred Out: In-Common Laboratories

Gabapentin Level

Tube/Specimen: 6.0 mL Plain Red Top, no gel separator (BD#367815)

Referred Out: In-Common Laboratories

Section: Management System\Central Zone\PLM\General\PLM Website\General\Test Catalogue\
 Doc#: 19453

Version: 172.0 Current
 Effective Date: 2/2/2026
 Page 105 of 239

The electronic copy that resides on the document control system is the valid document. Any paper document labeled **Uncontrolled** must be verified against the electronic version prior to use.

Uncontrolled When Printed

PLM Laboratory Test Catalogue

Instructions: Centrifuge at room temperature.
Aliquot 2.0 mL serum in plastic referred-out tube. **Freeze** at once.
Do not accession for non-Nova Scotia Health *Central Zone* Hospitals
Send copy of requisition.

LIS Mnemonic: GABA or Gabapentin RO

GAD65 Antibody Glutamic Acid Decarboxylase see Anti-GAD

Referred Out: In-Common Laboratories

Galactomannan Testing

Tube/Specimen: 4.0 mL Gold SST (BD#367977) or Bronchial Wash (BRW)/Lavage (BAL)

Requisition: CD0002/CD0432/ CD0433

Division: Virology-Immunology

Instructions: Specify test requested on the Microbiology requisition.

Comments: Only one specimen of each type will be processed per week. The most recent collection will be processed.
Testing is only approved for patients from Hematology, 8A, 8B, 6B, Transplant or ID. Any requests from other ordering locations will require director approval.

LIS Mnemonic: GALACT

Gamma Globulins see Immunoglobulins (GAM)

Division: Clinical Chemistry - Core

Gamma Glutamyl see Gamma GT, Plasma

Division: Clinical Chemistry - Core

Gamma GT, Plasma

Tube/Specimen: 3.5 mL Light Green lithium heparin (BD#367961)

Requisition: CD0002

Division: Clinical Chemistry - Core

Alternate Names: Gamma Glutamyl Transpeptidase
Gamma Glutamyltransferase
GGT

LIS Mnemonic: GGT

Ganglioside Antibody see GM1 Ganglioside Antibody or GQ1B IgG Antibody (Physician must specify)

Referred Out: In-Common Laboratories

Section: Management System\Central Zone\PLM\General\PLM Website\General\Test Catalogue\
Doc#: 19453

Version: 172.0 Current
Effective Date: 2/2/2026

Page 106 of 239

The electronic copy that resides on the document control system is the valid document. Any paper document labeled **Uncontrolled** must be verified against the electronic version prior to use.

Uncontrolled When Printed

PLM Laboratory Test Catalogue

Ganglioside GQ1B IgG Antibody

see GQ1B IgG Antibody

Referred Out: In-Common Laboratories

Gastrin

Tube/Specimen: 4.0 mL Gold SST (BD#367977) **on ice**
Patient must be fasting (12 hours or longer). Unknown or Not Fasting status will not be processed.

Requisition: CD0002

Division: Clinical Chemistry - Core

Instructions: High circulating biotin levels may reduce results by more than 10% of the true value. Patients must discontinue any biotin supplement at least 3 days prior to testing.
Specimens collected at QEII HSC must be placed on ice and sent to the processing area immediately. Separate the serum from the cells in a refrigerated centrifuge within 1 hour. Aliquot and freeze immediately.

Stability: Frozen: 30 days

Shipping: Send 1.0 mL frozen serum. Thawed specimens are unacceptable.

LIS Mnemonic: GAST

Gene Rearrangements

see specific test (bcl-1, bcl-2, BCR/abl)

Division: Molecular Diagnostics

Genetic Testing for C282Y

see Hemochromatosis

Division: Molecular Diagnostics

Genetic Testing for IWK

see IWK Molecular Testing

Referred Out: IWK Clinical Genomics Lab

Gen Probe AMTD, CSF and Tissue (Amplified Mycobacterium Tuberculosis Detection)

Tube/Specimen: CSF or Tissue

Referred Out: Central Public Health Lab

Instructions: Shipped as Biological Substances Category B or may also be sent as Category A.

Gentamicin Level

Tube/Specimen: 6.0 mL Plain Red Top, no gel separator (BD#367815)

Requisition: CD0002

Section: Management System\Central Zone\PLM\General\PLM Website\General\Test Catalogue\
Doc#: 19453

Version: 172.0 Current
Effective Date: 2/2/2026
Page 107 of 239

The electronic copy that resides on the document control system is the valid document. Any paper document labeled **Uncontrolled** must be verified against the electronic version prior to use.
Uncontrolled When Printed

PLM Laboratory Test Catalogue

Division: Clinical Chemistry - Core

Comments: Gentamicin may be administered using 2 dosing strategies:
 If Gentamicin is administered once daily (much larger than traditional doses) for patients who have good renal function and have no other exclusions, eg. Endocarditis, dialysis, surgical prophylaxis, burns (>20%), only pre specimens are required. Take Pre (trough) blood specimen 6 hours before next dose is administered.
 If Gentamicin is administered more often (q8 – 12 hours), both pre and post specimens are required. Take Post (peak) blood specimen 30 minutes after completion of intravenous dose or 60 minutes after an intramuscular dose is administered. Take Pre (trough) blood specimen 30 minutes before next dose is administered.
 The time specimen was collected (pre/post) should be indicated on the requisition and tubes.
 For information call the laboratory at 902-473-6886.

Alternate Names: Aminoglycoside Level

LIS Mnemonic: GENT PRE
 GENT POST
 GENT TNS

GGT see Gamma GT, Plasma

Division: Clinical Chemistry - Core

GH see Human Growth Hormone

Division: Clinical Chemistry - Core

GH-RH see Growth Hormone-Releasing Hormone

Referred Out: Mayo Medical Laboratories

Gleevec Blood Monitoring

Tube/Specimen: 4.0 mL Green topped sodium heparin tube. **Do not collect Friday or after 1:00 pm! Keep on ice.**

Referred Out: Warnex Medical Laboratories

Instructions: Send Gleevec Blood Monitoring Form along with specimen.

LIS Mnemonic: Misc. Referred-Out

Globulin see Protein Total and Albumin Plasma

Division: Clinical Chemistry - Core

Glucagon

Tube/Specimen: Collect two **pre-chilled** 4.0 mL Lavender EDTA (BD#367861) **or** one **pre-chilled** 6.0 mL Lavender EDTA (BD#367863). **Chill filled tube(s) in wet ice for 10 minutes and then centrifuge.**
 Fasting is recommended by the testing site for best results, however not required.

Referred Out: In-Common Laboratories

Instructions: Centrifuge at 4°C.

Section: Management System\Central Zone\PLM\General\PLM Website\General\Test Catalogue\
Doc#: 19453

Version: 172.0 Current
Effective Date: 2/2/2026
 Page 108 of 239

The electronic copy that resides on the document control system is the valid document. Any paper document labeled **Uncontrolled** must be verified against the electronic version prior to use.

Uncontrolled When Printed

PLM Laboratory Test Catalogue

Aliquot 2.0 mL plasma in plastic vial. **Freeze immediately.**
Do not accession for non-Nova Scotia Health *Central Zone* Hospitals
Send copy of requisition.

LIS Mnemonic: Glucagon RO

Glucose-6-Phosphate Dehydrogenase (G6PD)

Tube/Specimen: 4.0 mL Lavender EDTA (BD#367861)
Referred Out: In-Common Laboratories
Instructions: Keep refrigerated.
Do NOT freeze.
Do not accession for non-Nova Scotia Health *Central Zone* Hospitals
Send copy of requisition.
LIS Mnemonic: G6PD

Glucose AC, Plasma

Tube/Specimen: 3.5 mL Light Green lithium heparin (BD#367961)
Requisition: CD0002
Division: Clinical Chemistry - Core
Instructions: Specimens must be delivered to the laboratory within 2 hours of collection. Check off AC Glucose on the requisition.
Patient should be fasting for at least 8 hours.
Alternate Names: AC Blood Sugar
Blood Sugar
LIS Mnemonic: GLU AC

Glucose Challenge Test, Plasma

Tube/Specimen: 3.5 mL Light Green lithium heparin (BD#367961)
Requisition: CD0002
Division: Clinical Chemistry - Core
Instructions: Give the patient 50 grams glucose drink. Specimen is collected one (1) hour after the drink is finished.
Note: This test is for pregnant patients. The patient must not be fasting.
Alternate Names: 1-hour GCT
LIS Mnemonic: 1 HR GCT
TRUTOL

Glucose, Fluids

Section: Management System\Central Zone\PLM\General\PLM Website\General\Test Catalogue\
Doc#: 19453

Version: 172.0 Current
Effective Date: 2/2/2026
Page 109 of 239

The electronic copy that resides on the document control system is the valid document. Any paper document labeled **Uncontrolled** must be verified against the electronic version prior to use.

Uncontrolled When Printed

PLM Laboratory Test Catalogue

Tube/Specimen: Submit only one of the following specimens:
 Spinal Fluid: 1.0 mL Spinal Fluid collected in sterile plastic screw top tube
 Dialysate Fluid: 10 mL Dialysate Fluid collected in sterile plastic screw top tubes
 Miscellaneous Body Fluid: 10.0 mL Body Fluid collected in sterile plastic screw top tubes

Requisition: CD0002

Division: Clinical Chemistry - Core

Shipping: If sending specimen from outside QEII HSC, transport at room temperature.

LIS Mnemonic: CSF GLU
 DF GLU
 BF GLU

Glucose PC, Plasma

Tube/Specimen: 3.5 mL Light Green lithium heparin (BD#367961)

Requisition: CD0002

Division: Clinical Chemistry - Core

Instructions: Specimens must be delivered to the laboratory within 2 hours of collection.
 In order to ensure that timed determinations are taken properly, please give Blood Collection Service at least 30 minutes prior notice.
 Blood Collection does not take appointments after 1530 hours.
 Check off PC Glucose on the requisition.

Alternate Names: Sugar PC

LIS Mnemonic: GLU PC
 GLU PC 2HR

Glucose Profile, Plasma

Tube/Specimen: 3.5 mL Light Green lithium heparin (BD#367961)

Requisition: CD0002

Division: Clinical Chemistry - Core

Instructions: Drawn four times over a 24 hour period 1 hr AC & 2 hr PC breakfast 1 hr AC & 2 hr PC

LIS Mnemonic: GLU AC
 GLU PC 2HR

Glucose Random, Plasma

Tube/Specimen: 3.5 mL Light Green lithium heparin (BD#367961)

Requisition: CD0002

Division: Clinical Chemistry - Core

LIS Mnemonic: GLU R

PLM Laboratory Test Catalogue

Glucose Tolerance Test (GDM), Plasma

Tube/Specimen: 3.5 mL Light Green lithium heparin (BD#367961)

Requisition: CD0002

Division: Clinical Chemistry - Core

Instructions: For glucose tolerance testing for gestational diabetes mellitus (GDM) three specimens will be drawn: fasting, 60 minutes and 120 minutes after the patient has finished the glucose drink. Specimens must be labeled with collection times.

Comments: **Patient Preparation:**
Fasting and post dosage specimens are required. Patients must be fasting 8 hours. Collect fasting specimen. Patient is given the 75 g glucose drink immediately after taking the fasting glucose blood specimen.

Note: This test is for pregnant females.

Alternate Names: GTT
GTT2

LIS Mnemonic: GTT2GDM
2HR GTT GDM

Glucose Tolerance Test (Non-GDM), Plasma

Tube/Specimen: 3.5 mL Light Green lithium heparin (BD#367961)

Requisition: CD0002

Division: Clinical Chemistry - Core

Instructions: For oral glucose tolerance on everyone except pregnant females, only 2 specimens will be drawn, the fasting specimen and a specimen 120 minutes after the patient has finished glucose drink. Specimens must be labeled with collection times.

Comments: **Patient Preparation:**
Fasting and post dosage specimens are required.
Patients must be fasting 8 hours. Collect fasting specimen. Patient is given the 75 g glucose drink immediately after taking the fasting glucose blood specimen.

Note: This test is for males and non-pregnant females. For pregnant females see Glucose Tolerance Test (GDM), Plasma.
For ages 16 and below please refer patient to IWK for GTT testing.
For ages 17 and above please proceed with GTT testing.

Alternate Names: GTT
GTT2

LIS Mnemonic: GTT2
2HR GTT NON GDM

Glucose, Urine

Random and 24-hour Urine Glucose testing no longer offered as of February 4, 2019

Glycolic Acid

see Ethylene Glycol

Division: Clinical Chemistry - Toxicology

Glycosylated Hemoglobin

see Hemoglobin A1C

Section: Management System\Central Zone\PLM\General\PLM Website\General\Test Catalogue\
Doc#: 19453

Version: 172.0 Current
Effective Date: 2/2/2026
Page 111 of 239

The electronic copy that resides on the document control system is the valid document. Any paper document labeled **Uncontrolled** must be verified against the electronic version prior to use.

Uncontrolled When Printed

PLM Laboratory Test Catalogue

Division: Clinical Chemistry - Immunology

GM1 Ganglioside Antibody

(Do Not Confuse with GQ1B IgG Antibody)

Tube/Specimen: 6.0 mL Plain Red Top, no gel separator (BD#367815). Gel separator tubes are **not** acceptable.

Referred Out: In-Common Laboratories

Instructions: Transfer 1.0 mL serum in each of two plastic vials. **Freeze immediately.**
Do not accession for non-Nova Scotia Health *Central Zone* Hospitals
Send copy of requisition.

LIS Mnemonic: GM1AB

Gonadotropin Releasing Hormone

(Gn-RH)

(Do Not Confuse with GH-RH)

Tube/Specimen: Two 4.0 mL Gold SST (BD#367977)

Referred Out: Mayo Medical Laboratories

Instructions: Aliquot 3.0 mL serum in plastic vial. **Freeze immediately.**
If the specimen thaws, it is unsuitable for analysis.
Do not accession for non-Nova Scotia Health *Central Zone* Hospitals
Send copy of requisition.

LIS Mnemonic: FGNRH

GP (Surface Glycoprotein Analysis-GP IbIX and IIbIIIa)

Tube/Specimen: One 2.7 mL Light Blue buffered sodium citrate (BD#363083) or one 6.0 mL Yellow ACD glass (BD#364816).

Referred Out: McMaster University HSC

Instructions: Send to Hematopathology Coagulation lab for processing.
Store and ship at room temperature.

LIS Mnemonic: MISC HEM

GQ1B IgG Antibody

(Do Not Confuse with GM1 Ganglioside Antibody)

Tube/Specimen: 4.0 mL Gold SST (BD#367977)

Referred Out: In-Common Laboratories

Instructions: Aliquot serum and **Freeze.**
Do not accession for non-Nova Scotia Health *Central Zone* Hospitals
Send copy of requisition.

Stability: 21 days frozen.

PLM Laboratory Test Catalogue

LIS Mnemonic: GQ1BAB or GQ1B IgG Antibody

Group and Crossmatch

see Type and Screen (ABO/Rh and Antibody Screen)

Division: Transfusion Medicine

Group and Type

see ABO Group and Rh Type

Division: Transfusion Medicine

Growth Hormone

see Human Growth Hormone

Division: Clinical Chemistry - Core

Growth Hormone Releasing Hormone (GH-RH) (Do Not Confuse with Gn-RH)

Tube/Specimen: Two 4.0 mL Gold SST (BD#367977)

Referred Out: Mayo Medical Laboratories

Instructions: Aliquot 3.0 mL serum into plastic vial. **Freeze immediately.**
If the specimen thaws, it is unsuitable for analysis.
Do not accession for non-Nova Scotia Health *Central Zone* Hospitals
Send copy of requisition.

LIS Mnemonic: FIRGH

GTT

see Glucose Tolerance Test, Plasma

Division: Clinical Chemistry - Core

GTT2

see Glucose Tolerance Test, Plasma

Division: Clinical Chemistry - Core

H Pylori

see Helicobacter Pylori Stool Antigen

Division: Microbiology

Note: After Nov 1, 2016 Helicobacter pylori serology will no longer be performed. Stool antigen testing is the preferred testing method. If active infection is suspected please submit a fresh stool in a sterile container.

H63D

see Hemochromatosis

Division: Molecular Diagnostics

Haemophilus influenza

Section: Management System\Central Zone\PLM\General\PLM Website\General\Test Catalogue\
Doc#: 19453

Version: 172.0 Current
Effective Date: 2/2/2026
Page 113 of 239

The electronic copy that resides on the document control system is the valid document. Any paper document labeled **Uncontrolled** must be verified against the electronic version prior to use.

Uncontrolled When Printed

PLM Laboratory Test Catalogue

Routine typing from sterile sites or questionable outbreaks

Tube/Specimen: Isolate, Typing

Referred Out: IWK Microbiology Lab

Instructions: Shipped as Biological Substances Category B
Porter service for delivery

Hantavirus Serology

Tube/Specimen: 4.0 mL Gold SST (BD#367977)

Requisition: CD0002A/CD0002B

Division: Microbiology-Immunology

Instructions: Clinical data should be indicated on the requisition.

Note: This test will be referred out by the laboratory.

LIS Mnemonic: RO HANTA

Haptoglobin

Tube/Specimen: 4.0 mL Gold SST (BD#367977)

Requisition: CD0002

Division: Clinical Chemistry - Core

Shipping: Separate serum within 5 hours of collection. Serum stable for 7 days at 2 to 8°C. Freeze and send frozen serum, if longer.

LIS Mnemonic: HAPTO

HAV see Hepatitis A Testing

Division: Virology-Immunology

Hb see Profile

Division: Hematopathology - Core

HCG (Quant), Plasma

Tube/Specimen: 3.5 mL Light Green lithium heparin (BD#367961)

Requisition: CD0002

Division: Clinical Chemistry - Core

Shipping: Separate plasma within 5 hours of collection. Plasma stable at 2 to 8°C for 7 days.
Freeze and send frozen plasma, if longer.

PLM Laboratory Test Catalogue

Alternate Names: Chorionic Gonadotropin Beta-Subunit
HCG-Beta Subunit
Human Chorionic Gonadotropin

LIS Mnemonic: HCG
BHCG QUANT

HCG Beta Subunit see HCG (Quant), Plasma

Division: Clinical Chemistry - Core

HCO₃, Plasma see Bicarbonate, Plasma

Division: Clinical Chemistry - Core

HCT see Profile

Division: Hematopathology - Core

HDL-Cholesterol, Plasma

Tube/Specimen: 3.5 mL Light Green lithium heparin (BD#367961)

Requisition: CD0002

Division: Clinical Chemistry - Core

Instructions: Patient fasting is at the discretion of the ordering physician and must be indicated on the requisition.

Alternate Names: High Density Lipoprotein Cholesterol

LIS Mnemonic: HDL

Heart Muscle Antibodies

Tube/Specimen: 4.0 mL Gold SST (BD#367977)

Referred Out: In-Common Laboratories

Instructions: Centrifuge at room temperature and aliquot at least 1.0 mL serum into plastic vial.
Do not accession for non-Nova Scotia Health Central Zone Hospitals.
Send copy of requisition.

Stability: Refrigerated at 2 to 8 °C 14 days and frozen 180 days.

LIS Mnemonic: HEARTAB

Alternate Names: Anti-Cardiac Muscle Antibody
Cardiac Muscle Antibody
ACMA
ACA

Heat Shock Protein see F68KD

Section: Management System\Central Zone\PLM\General\PLM Website\General\Test Catalogue\
Doc#: 19453

Version: 172.0 Current

Effective Date: 2/2/2026

Page 115 of 239

The electronic copy that resides on the document control system is the valid document. Any paper document labeled **Uncontrolled** must be verified against the electronic version prior to use.

Uncontrolled When Printed

PLM Laboratory Test Catalogue

Referred Out: Mayo Medical Laboratories

Heavy Metal Testing

see Trace Element Panels

Referred Out: In-Common Laboratories

Heinz Bodies

Tube/Specimen: 4.0 mL Lavender EDTA (BD#367861)

Requisition: CD0002

Division: Hematopathology - Core

Helicobacter Pylori Stool Antigen

Tube/Specimen: Stool in sterile container.

Requisition: CD0432/ CD0433

Referred Out: IWK Microbiology Lab

Instructions: Send to VG Microbiology lab with original requisition. Microbiology will refer tests out.
Refrigerate at 2 to 8°C.
If stool cannot be submitted to the laboratory within 72 hours, the specimen should be frozen at -20°C.

Note: As of Nov 1, 2016, Helicobacter pylori serology will no longer be performed. Stool antigen testing is the preferred testing method.
If active infection is suspected please submit a fresh stool in a sterile container as explained here.

LIS Mnemonic: IWKHP

Hem Microorganism

Tube/Specimen: 4.0 mL Lavender EDTA (BD#367861) or 4 Thick and 4 Thin Smears

Requisition: CD0002

Division: Hematopathology – Microscopy

Comments: Analysis includes Thick & Thin Smear Review

Instructions: EDTA specimens are acceptable if received in the Core Lab within 4 hours of collection; otherwise 4 Thick and 4 Thin smears are required.

Stability: EDTA specimen: 4 hours at room temperature.

Alternate Names: Anaplasma Smear
Babesia Smear
Ehrlichia Smear
Microfilaria Smear
Trypanosoma Smear

LIS Mnemonic: Hem Microorg
Hem Microorganisms

PLM Laboratory Test Catalogue

Hematocrit

see Profile

Division: Hematopathology - Core

Hemochromatosis

Tube/Specimen: 4.0 mL Lavender EDTA (BD#367861) (preferred)
 Peripheral blood: 1 tube, minimum volume 1 mL. Stability – 14 days at 4 degrees Celsius.
 Bone marrow: 1 tube, minimum volume 1 mL. Stability – 14 days at 4 degrees Celsius.
 Tissue: Send in saline at 4 degrees Celsius, or frozen on dry ice. Stability – 12 hours in saline at 4 degrees Celsius, or 7 days frozen.

Requisition: CD0002 or CD2573

Division: Molecular Diagnostics

Instructions: Blood/bone marrow must be kept at 4 degrees Celsius, accompanied by requisition.
 If multiple Molecular Diagnostics tests are ordered, only 2 tubes of peripheral blood or 1 tube of bone marrow are necessary.

Alternate Names: HLA-H
 HFE
 Human Leukocyte Antigen-H
 DNA Probe for Hemochromatosis
 Genetic Testing for C282Y
 C282Y
 H63D

LIS Mnemonic: HH

Hemoglobin

see Profile

Division: Hematopathology - Routine

Hemoglobin A1C

Tube/Specimen:  2.0 mL Lavender EDTA (BD#367841). This tube is not to be shared.

Requisition: CD0002

Division: Clinical Chemistry – Immunology

Instructions: The tube collected for this assay cannot be shared for other assays.

Shipping: Send whole blood at room temperature. Specimen is acceptable at room temperature for 24 hours and 7 days at 2 to 8°C.

Alternate Names: Glycosylated Hemoglobin
 Hgb A1C

Hemoglobin and Hematocrit, Body Fluid

Tube/Specimen: 4.0 mL Lavender EDTA (BD#367861) Jackson Pratt Drain or JP Drain

Requisition: CD0002

Division: Hematopathology - Core

PLM Laboratory Test Catalogue

Hemoglobin Electrophoresis

Tube/Specimen: 4.0 mL Lavender EDTA

Requisition: CD0002

Division: Hematopathology – Immunology

Instructions: Specimens must be analyzed within 7 days and stored between 2 to 8 degrees.
Do not store at room temperature.
Hospitals outside Central Zone must send a copy of the CBC report with the specimen.

Alternate Names: Thalassemia Screen
Alpha Thalassemia Screen

Hemogram (i.e. Hb HCT WBC)

see Profile

Division: Hematopathology - Core

Hemophilia A Inversion

see Hemophilia Carrier Testing

Division: Molecular Diagnostics

Hemophilia and von Willebrand's Disease Genotype

Tube/Specimen: 4.0 mL Lavender EDTA (BD#367861).
Peripheral blood: Preferably 2 tubes, minimum volume 1 mL. Stability – 5 days at 4°C or 1 month frozen.
DNA: Stability – 3 months at 4°C or frozen.

Requisition: CD0046 or CD2573

Division: Molecular Diagnostics

Instructions: Blood must be kept at 4°C or frozen, accompanied by requisition.
Send specimen to Hematopathology Molecular lab who will refer it out to the National Inherited Bleeding Disorder Genotyping Laboratory at Queen's University.

Alternate Names: Hemophilia A inversion
Factor VIII mutation

LIS Mnemonic: 2LAVDNA

Hemophilia Carrier Testing

Tube/Specimen: 4.0 mL Lavender EDTA (BD#367861).
Peripheral blood: Preferably 2 tubes, minimum volume 1 mL. Stability – 5 days at 4°C or 1 month frozen.
DNA: Stability – 3 months at 4°C or frozen.

Requisition: CD0046 or CD2573

Division: Molecular Diagnostics

Instructions: Blood must be kept at 4°C or frozen, accompanied by requisition.
Send specimen to Hematopathology Molecular lab who will refer it out to the National Inherited Bleeding Disorder Genotyping Laboratory at Queen's University.

Section: Management System\Central Zone\PLM\General\PLM Website\General\Test Catalogue\
Doc#: 19453

Version: 172.0 Current
Effective Date: 2/2/2026
Page 118 of 239

The electronic copy that resides on the document control system is the valid document. Any paper document labeled **Uncontrolled** must be verified against the electronic version prior to use.

Uncontrolled When Printed

PLM Laboratory Test Catalogue

Alternate Names: Hemophilia A inversion
Factor VIII mutation

LIS Mnemonic: 2LAVDNA

Hemosiderin, Random Urine or 24-Hour Urine

Tube/Specimen: Random collection using a mid-stream technique to eliminate bacterial contamination or 24-hour urine collection (preferred) in a plain container.

Requisition: CD0002

Division: Hematopathology – Microscopy

Instructions: Specimen required: 10 mL urine aliquot from well-mixed collection.
Record the 'Original Container Type' on the requisition as Plain, Acid or Sodium Carbonate.

Stability: Room temperature 2 hours and 2 to 8°C (preferred) for 24 hours.

LIS Mnemonic: U Hemosid

Heparin Induced Thrombocytopenia (HIT)

Tube/Specimen: Two 6.0 mL Plain Red Top, no gel separator (BD#367815) or two 10 mL Plain Red Top (serum) **and** 2.7 mL Light Blue buffered sodium citrate (BD#363083), must be a full draw (plasma)

Requisition: CD0002

Division: Hematopathology - Coagulation

Instructions: **If sending frozen aliquots please double spin and clearly indicate which aliquots are plasma and which aliquots are serum.** Please send 4 frozen 1.0 mL aliquots of serum and 3 frozen 1.0 mL aliquots of platelet poor plasma. Send frozen on dry ice.
Both serum and plasma specimens must be platelet poor.

Comments: Specimens anticoagulated with heparin are not suitable for testing with this assay and must not be used.
Specimens may be referred out to McMaster University HSC.

Alternate Names: HIT

Heparin XA

see Anti-XA

Division: Hematopathology - Coagulation

Hepatitis A Antibody IgG

see Hepatitis A Testing

Division: Virology-Immunology

Hepatitis A Antibody IgM

see Hepatitis A Testing

Division: Virology-Immunology

Hepatitis A Immune Status

see Hepatitis A Testing

PLM Laboratory Test Catalogue

Division: Virology-Immunology

Hepatitis A Testing

Tube/Specimen: 4.0 mL Gold SST (BD#367977)

Requisition: CD0002A/ CD0002B

Division: Virology-Immunology

Comments: Clinical data should be indicated on requisition. Indicate whether immunity (IgG) or recent infection (IgM) is required.

LIS Mnemonic: HEPAG (IgG)
HEPAM (IgM)

Hepatitis B Core Antibody (Total IgG and IgM)

Tube/Specimen: 4.0 mL Gold SST (BD#367977)

Requisition: CD0002A/ CD0002B

Division: Virology-Immunology

LIS Mnemonic: HBCAB

Hepatitis B Core Antibody IgM

Tube/Specimen: 4.0 mL Gold SST (BD#367977)

Requisition: CD0002A/CD0002B

Division: Microbiology-Immunology

Note: This test will be referred out by the laboratory.

LIS Mnemonic: RO ROSER

Hepatitis B e Antigen and Antibody

Tube/Specimen: 4.0 mL Gold SST (BD#367977)

Requisition: CD0002A/ CD0002B

Division: Virology-Immunology

LIS Mnemonic: HBE

Hepatitis B Genotyping

Tube/Specimen: 4.0 mL Gold SST (BD#367977)

Requisition: CD0002A/CD0002B

Division: Virology-Immunology

Section: Management System\Central Zone\PLM\General\PLM Website\General\Test Catalogue\
Doc#: 19453

Version: 172.0 Current
Effective Date: 2/2/2026
Page 120 of 239

The electronic copy that resides on the document control system is the valid document. Any paper document labeled **Uncontrolled** must be verified against the electronic version prior to use.

Uncontrolled When Printed

PLM Laboratory Test Catalogue

Instructions: Specify test requested on the Microbiology requisition.
Clinical data must be indicated on the requisition.

Comments: This test will be referred out by the laboratory.

LIS Mnemonic: RO ROSER

Hepatitis B Surface Antibody

Tube/Specimen: 4.0 mL Gold SST (BD#367977)

Requisition: CD0002A/CD0002B

Division: Virology-Immunology

Comments: Immunity, post vaccination or immunization

Alternate Name: HB Surface Ab

LIS Mnemonic: HBSAB

Hepatitis B Surface Antigen

Tube/Specimen: 4.0 mL Gold SST (BD#367977)

Requisition: CD0002A/CD0002B

Division: Virology-Immunology

Comments: Diagnosis, for needlestick injury or prenatal screening

Alternate Name: HB Surface Ag

LIS Mnemonic: HBSAG

Hepatitis B Viral Load

Tube/Specimen: 4.0 mL Gold SST (BD#367977)

Requisition: CD0002A/CD0002B

Division: Virology-Immunology

Comments: Quantitative

Alternate Name: HBV DNA

LIS Mnemonic: HBVVL

Hepatitis C Antibody

Tube/Specimen: Two 4.0 mL Gold SST (BD#367977)

Requisition: CD0002A/CD0002B

Division: Virology-Immunology

Section: Management System\Central Zone\PLM\General\PLM Website\General\Test Catalogue\
Doc#: 19453

Version: 172.0 Current
Effective Date: 2/2/2026
Page 121 of 239

The electronic copy that resides on the document control system is the valid document. Any paper document labeled **Uncontrolled** must be verified against the electronic version prior to use.

Uncontrolled When Printed

PLM Laboratory Test Catalogue

Comments: Diagnosis

Alternate Names: Anti HCV
HCV Antibody

LIS Mnemonic: HEPC (If previous positive for HEPC a utilization rule will order HCVVL instead of HEPC)

Hepatitis C Genotype

Tube/Specimen: Two 4.0 mL Gold SST (BD#367977)

Requisition: CD0002A/CD0002B

Division: Virology-Immunology

Note: With availability of antivirals for HCV that are pan-genotypic, routine genotyping will no longer be performed. If required, please contact CZMicrobiologist@nshealth.ca.
This test will be referred out by the laboratory if approved.

LIS Mnemonic: HEPCGENO

Hepatitis C Resistance

Tube/Specimen: 4.0 mL Lavender EDTA (BD#367861)

Requisition: Laboratory Requisition Form for NON-B.C. Patients Only

Division: Virology-Immunology

Shipping: Whole blood may be transported at 2 to 8°C if it will be received within 24 hours. If not, separate plasma by centrifugation at 3000g for 20 minutes. Ship one 2mL aliquot at 2 to 8°C if it will be received within 48 hours otherwise ship plasma frozen.

LIS Mnemonic: RO HEPCRES

Hepatitis C Riba

Tube/Specimen: Two 4.0 mL Gold SST (BD#367977)

Requisition: CD0002A/ CD0002B

Division: Virology-Immunology

Comment: Confirmatory antibody testing, qualitative

Alternate Name: HCV RIBA

LIS Mnemonic: HEPCRIBA

Hepatitis C Viral Load

Tube/Specimen: Two 4.0 mL Gold SST (BD#367977)

Requisition: CD0002A/ CD0002B

Division: Virology-Immunology

Section: Management System\Central Zone\PLM\General\PLM Website\General\Test Catalogue\
Doc#: 19453

Version: 172.0 Current
Effective Date: 2/2/2026
Page 122 of 239

The electronic copy that resides on the document control system is the valid document. Any paper document labeled **Uncontrolled** must be verified against the electronic version prior to use.

Uncontrolled When Printed

PLM Laboratory Test Catalogue

Comment: Quantitative

Alternate Names: HCV PCR
HCV RNA
HCV Viral Load

LIS Mnemonic: HCVVL (If no previous positive for Hepatitis C antibody a utilization rule will order HEPC instead of HCVVL)

Hepatitis D

Tube/Specimen: 4.0 mL Gold SST (BD#367977)

Requisition: CD0002A/CD0002B

Division: Microbiology-Immunology

Instructions: Clinical data should be indicated on the requisition. Patient must be HBsAG positive.

Note: This test will be referred out by the laboratory.

LIS Mnemonic: RO HEPD

Hepatitis E

Tube/Specimen: 4.0 mL Gold SST (BD#367977)

Requisition: CD0002A/CD0002B

Division: Microbiology-Immunology

Instructions: Clinical data should be indicated on the requisition.

Note: This test will be referred out by the laboratory.

LIS Mnemonic: RO HEPE

Her-2 neu FISH

Tube/Specimen: Tissue in paraffin block

Requisition: CD2573

Division: Molecular Diagnostics

Instructions: To be ordered only by a Nova Scotia Health Central Zone pathologist.

Herpes Typing by Real Time PCR

Tube/Specimen: CSF (0.5 mL sterile specimen), Swabs collected in viral transport media, sterile fluids, bronchial wash, tissues

Requisition: CD0432/ CD0433

Division: Virology-Immunology

PLM Laboratory Test Catalogue

Comments:	For CSF: IWK, PEI, Cape Breton, ID (infectious disease) and ICU are automatically approved for testing. All other specimens require a CSF PCR approval form to be filled out. If the specimen is received without the form, it will be faxed to the requesting location by the Microbiology laboratory.
Shipping:	CSF: Store at room temperature up to 1 day, 4°C up to 7 days, if longer freeze at -20°C and ship frozen. All other specimens store at 4°C up to 3 days, if longer freeze at -70°C
LIS Mnemonic:	E BFME (CSF) HSVVZ (all other specimens)

Hexosaminidase, Beta

Tube/Specimen:	<u>MALES and Non-pregnant Females:</u> 6.0 mL Plain Red Top, no gel separator (BD#367815). Aliquot 2.0 mL serum in plastic vial. Freeze. Unsuitable if thawed. <u>PREGNANT Females:</u> Green topped heparinized tube. Do Not Centrifuge! Do Not Freeze!
Referred Out:	Hospital for Sick Children Metabolic Diseases Laboratory
Instructions:	Contact Referred-Out bench at 902-473-7237. Indicate if pregnant or on oral contraceptives. Indicate the Ethnicity/Race of the patient. Physician must complete applicable Sick Kids requisition for referral laboratory testing. If testing for Tay-Sachs Carrier Detection, submit completed Metabolic Diseases & Genome Diagnostics for Tay-Sachs requisition, otherwise submit the Metabolic Disease-Lysosomal Enzyme requisition.
LIS Mnemonic:	MISC REF

HFE see Hemochromatosis

Division:	Molecular Diagnostics
-----------	-----------------------

Hgb A1C see Hemoglobin A1C

Division:	Clinical Chemistry - Immunology
-----------	---------------------------------

HGH see Human Growth Hormone

Division:	Clinical Chemistry - Core
-----------	---------------------------

High Density Lipoprotein see HDL-Cholesterol, Plasma

Division:	Clinical Chemistry - Core
-----------	---------------------------

High Sensitive CRP see C-Reactive Protein – HS (High Sensitivity), Plasma

Division:	Clinical Chemistry - Core
-----------	---------------------------

Histamine

Tube/Specimen:	4.0 mL Lavender EDTA (BD#367861)
----------------	----------------------------------

Section: Management System\Central Zone\PLM\General\PLM Website\General\Test Catalogue\
Doc#: 19453

Version: 172.0 Current
Effective Date: 2/2/2026
Page 124 of 239

The electronic copy that resides on the document control system is the valid document. Any paper document labeled **Uncontrolled** must be verified against the electronic version prior to use.

Uncontrolled When Printed

PLM Laboratory Test Catalogue

Referred Out: Mayo Medical Laboratories

Instructions: **Cool immediately** on ice after collection.
Centrifuge at 1500 rpm for 10 minutes at 4°C within 20 minutes of collection.
Aliquot at least 1.0 mL plasma and **freeze immediately**.
Do not accession for non-Nova Scotia Health *Central Zone* Hospitals
Send copy of requisition.

Stability: 28 days frozen.

LIS Mnemonic: Histamine

Histone Antibodies

Tube/Specimen: 4.0 mL Gold SST (BD#367977)

Referred Out: In-Common Laboratories

Instructions: Aliquot 1.0 mL serum. **Freeze immediately**.
Send copy of requisition.

Note: Ship frozen.

LIS Mnemonic: HISAB

Histoplasma Capsulation

see Histoplasmosis Serology

Division: Virology-Immunology

Histoplasmen

see Histoplasmosis Serology

Division: Virology-Immunology

Histoplasmosis Serology

Tube/Specimen: 4.0 mL Gold SST (BD#367977)

Requisition: CD0002A/CD0002B

Division: Virology-Immunology

Instructions: Clinical data should be indicated on the requisition.

Note: For Histoplasmosis cultures, see the "Microbiology User's Manual". This test will be referred out by the laboratory.

Alternate Names: Histoplasma Capsulation
Histoplasmen

LIS Mnemonic: RO HISTO

HIV Genotyping and Drug Resistance

Tube/Specimen: 4.0 mL Lavender EDTA (BD#367861)

Section: Management System\Central Zone\PLM\General\PLM Website\General\Test Catalogue\
Doc#: 19453

Version: 172.0 Current
Effective Date: 2/2/2026
Page 125 of 239

The electronic copy that resides on the document control system is the valid document. Any paper document labeled **Uncontrolled** must be verified against the electronic version prior to use.

Uncontrolled When Printed

PLM Laboratory Test Catalogue

Requisition: Laboratory Requisition Form for NON-B.C. Patients Only

Division: Virology-Immunology

Shipping: Whole blood may be transported at 2 to 25°C if it will be received within 24 hours. If not, separate plasma by centrifugation at 3000g for 20 minutes. Ship one 2mL aliquot of plasma frozen.

LIS Mnemonic: RO HIVGDR

HIV Viral Load

see HIV-1 Viral Load

Division: Virology-Immunology

HIV-1 Viral Load

Tube/Specimen: Two 4.0 mL Lavender EDTA (BD#367861)

Requisition: CD0002A/CD0002B

Division: Virology-Immunology

Shipping: Whole blood may be transported at 2 to 25°C if it will be received within 24 hours. If not, separate plasma by centrifugation at 3000g for 20 minutes and ship two 2 mL aliquots at 2 to 8°C.

Alternate Names: HIV Viral Load

LIS Mnemonic: VLNS

HIV-1/HIV-2

Tube/Specimen: 4.0 mL Gold SST (BD#367977)

Requisition: CD0002A / CD0002B

Division: Virology-Immunology

Alternate Names: AIDS Test
HTLV3
Human Immunodeficiency Virus

LIS Mnemonic: HIV

HLA-A

see HLA Typing Autoimmune

Division: Hematopathology – Histocompatibility (HLA)

HLA-A29

see HLA Typing Autoimmune

Division: Hematopathology – Histocompatibility (HLA)

HLA-B

see HLA Typing Autoimmune

Division: Hematopathology – Histocompatibility (HLA)

Section: Management System\Central Zone\PLM\General\PLM Website\General\Test Catalogue\
Doc#: 19453

Version: 172.0 Current
Effective Date: 2/2/2026
Page 126 of 239

The electronic copy that resides on the document control system is the valid document. Any paper document labeled **Uncontrolled** must be verified against the electronic version prior to use.

Uncontrolled When Printed

PLM Laboratory Test Catalogue

HLA-B1502 see HLA Typing Autoimmune

Division: Hematopathology - Histocompatibility (HLA)

HLA-B27 see HLA Typing Autoimmune

Division: Hematopathology - Histocompatibility (HLA)

HLA-B51 see HLA Typing Autoimmune

Division: Hematopathology - Histocompatibility (HLA)

HLA-B5701 see HLA Typing Autoimmune

Division: Hematopathology - Histocompatibility (HLA)

HLA-C see HLA Typing Autoimmune

Division: Hematopathology - Histocompatibility (HLA)

HLA Antibody Testing

Tube/Specimen: 1 x 6 mL Serum (Plain Red top or aliquoted)

Division: Hematopathology – Histocompatibility (HLA)

Requisition: CD0004

Instructions: Complete recipient clinical history in the section provided on the requisition (Multi-Organ Transplant-Recipient Clinical History)

Shipping: Transport blood specimens at room temperature and protect from freezing. Specimens should arrive in the HLA laboratory within 96 hours of collection. Frozen serum specimens should be packed with sufficient dry ice/ice packs to arrive frozen. Specimens arriving after 3 pm on Friday will be processed the next business day.

Alternate Names: Cytotoxic Antibodies
PRA

HLA Crossmatch – Recipient

Tube/Specimen: 4 x 6.0 mL Yellow ACD glass (BD#364816) (Solution B) and 1 x 6 mL serum (Red top or aliquot)

Requisition: CD0004

Division: Hematopathology – Histocompatibility (HLA)

Instructions: By appointment only. Specimens must be received in the HLA laboratory by 0900 on the scheduled crossmatch date. Specimens received after 0900 may not be processed.
Complete recipient information in the section provided on the requisition. (Multi-Organ Transplant – Recipient Clinical Information)
KPD or CTR: Please indicate if recipient is part of the Kidney Paired Exchange or Canadian Transplant Registry by checking the box provided and indicating the patient's registry number.

PLM Laboratory Test Catalogue

Shipping: Transport blood specimens at room temperature and protect from freezing. Specimens should arrive in the HLA laboratory within 72 hours of collection.

HLA Crossmatch - Living Donor

Tube/Specimen: 4 x 6.0 mL Yellow ACD glass (BD#364816) (Solution B)

Requisition: CD0004

Division: Hematopathology - Histocompatibility (HLA)

Instructions: By appointment only. Specimens must be received in the HLA laboratory by 0900 on the scheduled crossmatch date. Specimens received after 0900 may not be processed.
Complete live donor information in the section provided on the requisition (Multi-Organ Transplant-Live Donor)
Live Donor: Please indicate if donor is part of the Kidney Paired Exchange or Canadian Transplant Registry by checking the box provided and indicating the patient's registry number.

Shipping: Transport blood specimens at room temperature and protect from freezing. Specimens should arrive in the HLA laboratory within 72 hours of collection.

HLA Deceased Donor Typing and Crossmatch

Tube/Specimen: 8 x 6.0 mL Yellow ACD glass (BD#364816) (Solution B)
2 x 4.0 mL Lavender EDTA (BD#367861)
2 x 500uL EDTA Microtainer and 4 x 6.0 mL Yellow ACD glass (BD#364816) (Solution B) for pediatric patients

Requisition: CD0004

Division: Hematopathology - Histocompatibility (HLA)

Shipping: Transport blood specimens at room temperature and protect from freezing. Typing specimens EDTA should arrive in the HLA laboratory within 7 days of collection. Crossmatch specimens (ACD) should arrive in the HLA laboratory within 72 hours of collection. Complete the Deceased Donor information in the section provided on the requisition (Multi-Organ Transplant – Donor Information)

HLA DQ see HLA Typing Autoimmune

Division: Hematopathology - Histocompatibility (HLA)

HLA DR see HLA Typing Autoimmune

Division: Hematopathology - Histocompatibility (HLA)

HLA Typing-Autoimmune

Tube/Specimen: 2 x 4.0 mL Lavender EDTA (BD#367861)

Requisition: CD0004

Division: Hematopathology - Histocompatibility (HLA)

Instructions: **HLA B27** testing is limited to requests from rheumatologists, ophthalmologists, and orthopedics only.
HLA B5701 testing is limited to requests from the ID clinic only.

PLM Laboratory Test Catalogue

Shipping: Transport blood specimens at room temperature and protect from freezing. Specimens should arrive in the HLA laboratory within 7 days of collection. Specimens arriving after 3 pm on Friday will be processed the next business day.

HLA Typing- Bone Marrow Recipient and Donor (HLA-A, B, C, DR, DQ, DP)

Tube/Specimen: 2 x 4.0 mL Lavender EDTA (BD#367861)
2 x 500 µL EDTA Microtainer tubes for pediatric patients under 1 year of age
2 x buccal swabs

Requisition: CD0004

Division: Hematopathology - Histocompatibility (HLA)

Instructions: **BMT Donor Typing**—Complete recipient information in the section provided on the requisition (Bone Marrow Transplant-Donor)

Shipping: Transport specimens at room temperature and protect from freezing. Specimens should arrive in the HLA laboratory within 7 days of collection. Specimens arriving after 3 pm on Friday will be processed the next business day.

Notes: For pediatric peripheral blood collections less than 4 mL, additional specimens may be requested by the laboratory if required. For difficult collections, or when clinically warranted, the laboratory may accept lower minimum specimen requirements. Contact the laboratory for further information.

HLA Typing-Multi Organ Transplant Recipient and Donor (HLA-A, B, C, DR, DQ, DP)

Tube/Specimen: 2 x 4.0 mL Lavender EDTA (BD#367861)
2 x 500 µL EDTA Microtainer tubes for pediatric patients under 1 year of age

Requisition: CD0004

Division: Hematopathology - Histocompatibility (HLA)

Instructions: **Recipient Typing**—Complete recipient clinical history in the section provided on the requisition (Multi-Organ Transplant-Recipient Clinical History)
Donor Typing—Complete donor information in the section provided on the requisition (Multi-Organ Transplant- Donor Information)
KPD or CTR: Please indicate if recipient and donor belong to the Kidney Paired Exchange or Canadian Transplant Registry by checking the box provided and indicating the patient's registry number.

Shipping: Transport blood specimens at room temperature and protect from freezing. Specimens should arrive in the HLA laboratory within 7 days of collection. Specimens arriving after 3 pm on Friday will be processed the next business day.

Notes: For pediatric collections less than 4 mL, additional specimens may be requested by the laboratory if required. For difficult collections, or when clinically warranted, the laboratory may accept lower minimum specimen requirements. Contact the laboratory for further information.

HLA Typing Tissue Bank Donor see HLA Typing-Multi Organ Transplant

Division: Hematopathology - Histocompatibility (HLA)

HLA-H see Hemochromatosis

Division: Molecular Diagnostics

HMBS see Acute Intermittent Porphyria gene mutation

Section: Management System\Central Zone\PLM\General\PLM Website\General\Test Catalogue\
Doc#: 19453

Version: 172.0 Current
Effective Date: 2/2/2026
Page 129 of 239

The electronic copy that resides on the document control system is the valid document. Any paper document labeled **Uncontrolled** must be verified against the electronic version prior to use.

Uncontrolled When Printed

PLM Laboratory Test Catalogue

HMGR Antibodies

see Anti-HMGR Antibodies

Referred Out: In-Common Laboratories

Homocysteine

Tube/Specimen: 4.0 mL Lavender EDTA (BD#367861). Patient should be fasting.

Referred Out: In-Common Laboratories

Instructions: **Note: Specimen must be spun and separated within 1 hour of collection!**
Centrifuge, aliquot 2.0 mL plasma and Freeze.
Outside hospitals may be accessioned.
Patient is preferred to be fasting but is not required.
Send copy of requisition.

Stability: Once centrifuged is 1 day at room temperature, 2 days refrigerated, and more than 2 days frozen.

LIS Mnemonic: HOMO

Homogentisic Acid

see Organic Acid Analysis

Referred Out: IWK Metabolic Lab

HPV DNA

Tube/Specimen: Cervical specimen collected in Preservcvt solution (thin prep)

Requisition: CD0432/CD0433

Division: Microbiology-Immunology

Comments: Testing restricted to Gynecology Oncology Clinic and Dr. Marshall (St. Martha's Hospital).

Shipping: Specimens stable for 3 months at room temperature

LIS Mnemonic: HPV

HTLV 3

see HIV-1/HIV-2

Division: Virology-Immunology

HTLV-1/HTLV-II Antibody

Tube/Specimen: 4.0 mL Gold SST (BD#367977)

Requisition: CD0002A/ CD0002B

Division: Virology-Immunology

LIS Mnemonic: HTLV

PLM Laboratory Test Catalogue

Human Chorionic Gonadotropin

see HCG (Quant), Plasma

Division: Clinical Chemistry - Core

Human Growth Hormone

Tube/Specimen: 4.0 mL Gold SST (BD#367977)

Requisition: CD0002

Division: Clinical Chemistry - Core

Instructions: Patient must be fasting for 8 hours prior to collection.
Centrifuge specimen within 90 minutes of collection; aliquot and freeze immediately.

Shipping: Freeze immediately and send 1.0 mL frozen serum.

Stability: Frozen: 60 days

Alternate Names: GH
Growth Hormone
HGH

LIS Mnemonic: GH

Human Immunodeficiency Virus

see HIV-1/HIV-2

Division: Virology-Immunology

Human Leukocyte Antigen

see HLA Tissue Typing

Division: Hematopathology – Histocompatibility (HLA)

Human Leukocyte Antigen-H

see Hemochromatosis

Division: Molecular Diagnostics

Hydatid Disease – IHA (Echinococcosis)

Tube/Specimen: 4.0 mL Gold SST (BD#367977)

Requisition: QE 7125

Division: Microbiology-Immunology

Note: This test will be referred out by the laboratory.

Hydroxybutyrate

see Beta Hydroxybutyrate

Referred Out: In-Common Laboratories

PLM Laboratory Test Catalogue

Hydroxymethylbilane Synthase Gene

see Acute Intermittent Porphyrria gene mutation

Hypereosinophilic Syndrome

Tube/Specimen: 4.0 mL Lavender EDTA (BD#367861) (whole blood) or bone marrow specimen.

Referred Out: Mayo Medical Laboratories

Instructions: Hematopathology Molecular lab will process specimen.

LIS Mnemonic: 2LAVDNA or MISC HEM (Note: MISC HEM is only to be ordered by Molecular Diagnostics technologists after approval. All other staff are to order 2LAVDNA.)

Hypermutation

see IGHV Somatic Hypermutation

Division: Molecular Diagnostics

IDAT

see Type and Screen (ABO/Rh and Antibody Screen)

Division: Transfusion Medicine

Idiopathic Thrombocytopenia Purpura (ITP)

see Autoimmune Thrombocytopenia Purpura

Referred Out: McMaster University HSC

IG gene rearrangement

see B-cell lymphoid clonality

Division: Molecular Diagnostics

IG Heavy Chain

see B-cell lymphoid clonality

Division: Molecular Diagnostics

IgA

see Immunoglobulin A

Division: Clinical Chemistry – Core

IgD

see Immunoglobulin D

Referred Out: In-Common Laboratories

IgE

see Immunoglobulin E

Division: Clinical Chemistry - Core

IGF-1

see Insulin Like Growth Factor

Section: Management System\Central Zone\PLM\General\PLM Website\General\Test Catalogue\
Doc#: 19453

Version: 172.0 Current
Effective Date: 2/2/2026
Page 132 of 239

The electronic copy that resides on the document control system is the valid document. Any paper document labeled **Uncontrolled** must be verified against the electronic version prior to use.

Uncontrolled When Printed

PLM Laboratory Test Catalogue

Division: Clinical Chemistry - Core

IgG **see Immunoglobulin G**

Division: Clinical Chemistry - Core

IgG 4 Subclass

Tube/Specimen: 4.0 mL Gold SST (BD#367977)

Referred Out: In-Common Laboratories

Instructions: Centrifuge at room temperature.
Aliquot 1.0 mL serum into plastic vial. **Freeze** at once.
Send copy of requisition.

LIS Mnemonic: IgG 4

IgG Subclasses (IgG 1, IgG 2, IgG 3, IgG 4)

Tube/Specimen: 4.0 mL Gold SST (BD#367977)

Referred Out: In-Common Laboratories

Instructions: Centrifuge at room temperature.
Aliquot 1.0 mL serum into plastic vial. **Freeze** at once.
Send copy of requisition.

LIS Mnemonic: IgG Sub

IgG/TCR Gene Rearrangement

Division: Molecular Diagnostics

Alternate Names: TCR Gene Rearrangement

IGHV mutation status **see IGHV Somatic Hypermutation**

Division: Molecular Diagnostics

IGHV Somatic Hypermutation

Tube/Specimen: 4.0 mL Lavender EDTA (BD#367861)
Peripheral blood: 1 tube, minimum volume 1 mL. Stability – 14 days at 4°C.
Bone marrow: 1 tube, minimum volume 1 mL. Stability – 14 days at 4°C.
Tissue: Send in saline at 4°C, or frozen on dry ice. Stability – 12 hours in saline at 4°C, or 7 days frozen.
DNA: Stability – 3 months at 4°C or frozen.

Requisition: CD0046 or CD2573

Division: Molecular Diagnostics

Section: Management System\Central Zone\PLM\General\PLM Website\General\Test Catalogue\
Doc#: 19453

Version: 172.0 Current
Effective Date: 2/2/2026

Page 133 of 239

The electronic copy that resides on the document control system is the valid document. Any paper document labeled **Uncontrolled** must be verified against the electronic version prior to use.

Uncontrolled When Printed

PLM Laboratory Test Catalogue

Instructions: Blood/bone marrow must be kept at 4°C, accompanied by requisition. Any specimen referred from outside of Nova Scotia Health Central Zone must also be accompanied by a printout of the CBC results, as it is important to know the white blood cell count prior to extracting the DNA.
Any specimen referred from outside of Nova Scotia must also be accompanied by a flow cytometry report that is less than 2 weeks old.
If multiple Molecular Diagnostics tests are ordered, only 2 tubes of peripheral blood or 1 tube of bone marrow are necessary.

Alternate Names: CLL hypermutation
Somatic hypermutation
Hypermutation
SHM
IGHV mutation status

LIS Mnemonic: 2LAVDNA

IgM **see Immunoglobulin M**

Division: Clinical Chemistry - Core

IGRA

Tube/Specimen: 6.0 mL Dark Green **lithium heparin**, no gel separator (BD#367886)
Requisition: CD0432/CD0433
Division: Microbiology
Stability: 3 hours at room temperature, refrigerated: 48 hours.
Instructions: Minimum acceptable volume = 5mL.
Send directly to 3rd floor Microbiology.
Initial processing will be done by the Microbiology lab-3rd floor Mackenzie.
Assay testing will be performed by the Microbiology Lab-4th floor Mackenzie.
LIS Mnemonic: IGRA

Imipramine Level

Tube/Specimen: 6.0 mL Plain Red Top, no gel separator (BD#367815)
Referred Out: In-Common Laboratories
Instructions: Centrifuge at room temperature.
Aliquot serum into plastic vial. **Freeze.**
Do not accession for non-Nova Scotia Health *Central Zone* Hospitals
Send copy of requisition.
Note: Royal Blue Trace Element SERUM tubes (BD#368380) and lavender topped EDTA (plasma) tubes are acceptable.
Must indicate specimen type on aliquot tube (serum or plasma).
LIS Mnemonic: IMIP

Immune Mediated Necrotizing Myopathy **see Anti-HMGCR** **And Statin Related Myopathy**

Referred Out: In-Common Laboratories

Section: Management System\Central Zone\PLM\General\PLM Website\General\Test Catalogue\
Doc#: 19453

Version: 172.0 Current
Effective Date: 2/2/2026
Page 134 of 239

The electronic copy that resides on the document control system is the valid document. Any paper document labeled **Uncontrolled** must be verified against the electronic version prior to use.

Uncontrolled When Printed

PLM Laboratory Test Catalogue

Immunodeficiency Testing

Tube/Specimen: 6.0 mL Dark Green **lithium heparin**, no gel separator (BD#367886)

Requisition: CD0002C

Division: Hematopathology-Flow Cytometry

Instructions: Specimens should arrive in the Flow Cytometry lab on the same day of collection, however, must arrive within 24 hours of collection and no later than 14:00 on Fridays (or the day before a holiday).
The requisition must accompany the specimen to the Flow laboratory.

Shipping: Maintain specimen at room temperature.

LIS Mnemonic: CELL SM

Immunofibrinogen (Antigen)

Tube/Specimen: 2.7 mL Light Blue buffered sodium citrate (BD#363083)

Referred Out: Hamilton General Hospital

Instructions: Send to Hematopathology Coagulation lab for processing.

LIS Mnemonic: Miscellaneous Hematology

Immunofixation Electrophoresis (IFE), serum

see Protein Electrophoresis, Serum

Division: Clinical Chemistry - Immunology

Note: First line testing for monoclonal gammopathy should be a serum protein electrophoresis. Immunofixation Electrophoresis (IFE) will be added on by Immunology Laboratory as a reflex test of Serum Protein Electrophoresis as needed.

Immunoglobulin A

Tube/Specimen: 4.0 mL Gold SST (BD#367977)

Requisition: CD0002

Division: Clinical Chemistry - Core

Instructions: Separate serum within 5 hours of collection. Serum stable for 4 months at 2 to 8°C. Freeze and send frozen serum, if longer.

LIS Mnemonic: IGA

Immunoglobulin D

Tube/Specimen: 4.0 mL Gold SST (BD#367977)

Referred Out: In-Common Laboratories

Instructions: Centrifuge at room temperature.
Aliquot 1.0 mL of serum into plastic vial. **Freeze** at once.
Send copy of requisition.

PLM Laboratory Test Catalogue

LIS Mnemonic: IGD

Immunoglobulin E

Tube/Specimen: 4.0 mL Gold SST (BD#367977)

Requisition: CD0002

Division: Clinical Chemistry - Core

Shipping: Centrifuge and aliquot within 5 hours of collection.

Stability: 8 hours at room temperature, 3 days at 2 to 8°C and 6 months frozen at -20°C.

LIS Mnemonic: IGE

Immunoglobulin G

Tube/Specimen: 4.0 mL Gold SST (BD#367977)

Requisition: CD0002

Division: Clinical Chemistry - Core

Instructions: Separate serum within 5 hours of collection. Serum stable for 4 months at 2 to 8°C. Freeze and send frozen serum, if longer.

LIS Mnemonic: IGG

Immunoglobulin M

Tube/Specimen: 4.0 mL Gold SST (BD#367977)

Requisition: CD0002

Division: Clinical Chemistry - Core

Instructions: Separate serum within 5 hours of collection. Serum stable for 4 months at 2 to 8°C. Freeze and send frozen serum, if longer.

LIS Mnemonic: IGM

Immunoglobulins (GAM), Serum

Tube/Specimen: 4.0 mL Gold SST (BD#367977)

Requisition: CD0002

Division: Clinical Chemistry - Core

Instructions: Separate serum within 5 hours of collection. Serum stable for 4 months at 2 to 8°C. Freeze and send frozen serum, if longer.

Alternate Names: Gamma Globulins

LIS Mnemonic: IMM

PLM Laboratory Test Catalogue

Immunoglobulins, Heavy

see Immunoglobulins (GAM)

Division: Clinical Chemistry - Core

Immunoglobulins, Free Light Chain

Tube/Specimen: 4.0 mL Gold SST (BD#367977)

Requisition: CD0002

Division: Clinical Chemistry - Immunology

Shipping: Separate serum and freeze. Send frozen serum on dry ice. Send as a separate aliquot with no other testing ordered.

Indirect Antiglobulin Test

see Type and Screen (ABO/Rh and Antibody Screen)

Division: Transfusion Medicine

Indirect Bilirubin

see Bilirubin Indirect, Plasma

Division: Clinical Chemistry - Core

Infectious Mononucleosis

see Epstein-Barr Virus

Division: Microbiology-Immunology

Influenza/RSV/Other Viral Respiratory Testing

Tube/Specimen: Nasopharyngeal swab in viral transport media, Bronch wash, nasopharyngeal aspirate, endotracheal aspirate, sputum, lung tissue, pleural fluid

Requisition: CD0432/CD0433

Division: Virology-Immunology

Comments: An algorithm will be followed according to the season and patient location to determine what testing will be performed.
Routine Influenza testing includes Influenza A, Influenza B and RSV.
Viral respiratory testing includes Adenovirus, Parainfluenza virus 1/2/3/4, Enterovirus, Coronavirus 229E/NL63/OC43, Rhinovirus A/B/C, Bocavirus and Human metapneumovirus.

Shipping: Specimens are stable at 2 to 8°C for 3 days, if it will be received >3 days freeze at -70°C and ship on dry ice.

LIS Mnemonic: FLU (influenza A, B, RSV) (for all specimen types except lung tissue and pleural fluid)
E MRVP (Viral respiratory testing on all specimen types if criteria for testing met)
E FLU (lung tissue, pleural fluid)

Note: Avian influenza requests, a microbiologist must be notified. They will direct the specimen collection type and test request.

Inhibitor (Non Specific)

see Lupus Anticoagulant Screen

Division: Hematopathology - Coagulation

Inhibitor (Specific)

see Factor VIII C Inhibitor

Section: Management System\Central Zone\PLM\General\PLM Website\General\Test Catalogue\
Doc#: 19453

Version: 172.0 Current
Effective Date: 2/2/2026
Page 137 of 239

The electronic copy that resides on the document control system is the valid document. Any paper document labeled **Uncontrolled** must be verified against the electronic version prior to use.

Uncontrolled When Printed

PLM Laboratory Test Catalogue

Division: Hematopathology - Coagulation

Inorganic Phosphorous

see Phosphorous, Plasma

Division: Clinical Chemistry - Core

INR (PT)

Tube/Specimen:  1.8 mL Light Blue buffered sodium citrate (BD#363080). Must be a full draw.

Requisition: CD0002

Division: Hematopathology – Coagulation

Alternate Names: Prothrombin Time

Insulin

Tube/Specimen: 4.0 mL Gold SST (BD#367977)

Requisition: CD0002

Division: Clinical Chemistry - Core

Instructions: Patient should be fasting 8 hours prior to collection.
Deliver specimen to lab within 60 minutes of collection. Separate serum from gel separator within 90 minutes of collection.

Shipping: Separate serum from gel separator within 90 minutes of collection. Freeze and send frozen serum.

Stability: Separated serum: 5 days at 2 to 8°C and 14 days at -20°C

LIS Mnemonic: INS

Insulin Antibodies

Tube/Specimen: 4.0 mL Gold SST (BD#367977)

Referred Out: In-Common Laboratories

Instructions: Centrifuge at room temperature.
Aliquot 2.0 mL of serum into plastic vial. **Freeze** at once.
Send copy of requisition.

LIS Mnemonic: Insulin Ab

Insulin like Growth Factor-1

Tube/Specimen: 4.0 mL Gold SST (BD#367977)

Requisition: CD0002

Division: Clinical Chemistry – Core

Section: Management System\Central Zone\PLM\General\PLM Website\General\Test Catalogue\
Doc#: 19453

Version: 172.0 Current
Effective Date: 2/2/2026

Page 138 of 239

The electronic copy that resides on the document control system is the valid document. Any paper document labeled **Uncontrolled** must be verified against the electronic version prior to use.

Uncontrolled When Printed

PLM Laboratory Test Catalogue

Instructions: Specimen must be centrifuged within 90 minutes.

Shipping: Separate serum and freeze immediately.

Stability: Frozen: 6 months

Alternate Names: IGF-1
Somatomedin-C

LIS Mnemonic: IGF-1

Intact PTH

see Parathyroid Hormone Intact

Division: Clinical Chemistry - Core

Interferon-beta Neutralizing Antibodies

Tube/Specimen: 4.0 mL Gold SST (BD#367977)

Referred Out: In-Common Laboratories

Instructions: Centrifuge at room temperature.
Aliquot 1.0 mL of serum. **Freeze**.
Do not accession for non-Nova Scotia Health *Central Zone* Hospitals
Send copy of requisition.

LIS Mnemonic: NABS

Interleukin 2 Receptor Alpha Chain

Tube/Specimen: 6.0 mL Plain Red Top, no gel separator (BD#367815) (avoid gel separator tubes)

Referred Out: In-Common Laboratories

Instructions: Avoid all biotin supplements for 48 hours prior to specimen collection.
Centrifuge at room temperature.
Aliquot 1.0 mL of serum. **Freeze** at once.
Do not accession for non-Nova Scotia Health *Central Zone* Hospitals
Send copy of requisition.

Stability: Room temperature unacceptable. Refrigerated 24 hours. Frozen 30 days.

Alternate Names: Soluble CD25
Soluble IL-2 receptor alpha chain
sIL-2R alpha
sIL-2Ra

LIS Mnemonic: IL2R

Interleukin 6 Vitreous Fluid

Tube/Specimen: 1.0 mL Vitreous Fluid collected into sterile container.

Referred Out: In-Common Laboratories

Instructions: Freeze within 30 minutes of collection.

Section: Management System\Central Zone\PLM\General\PLM Website\General\Test Catalogue\
Doc#: 19453

Version: 172.0 Current
Effective Date: 2/2/2026
Page 139 of 239

The electronic copy that resides on the document control system is the valid document. Any paper document labeled **Uncontrolled** must be verified against the electronic version prior to use.

Uncontrolled When Printed

PLM Laboratory Test Catalogue

Do not accession for non-Nova Scotia Health *Central Zone* Hospitals
Send copy of requisition.

Stability: Room temperature 30 minutes. Refrigerated unacceptable. Frozen 30 days.

LIS Mnemonic: IL6FL

Interleukin 10 Vitreous Fluid

Tube/Specimen: 1.0 mL Vitreous Fluid collected into sterile container.

Referred Out: In-Common Laboratories

Instructions: Freeze within 30 minutes of collection.
Do not accession for non-Nova Scotia Health *Central Zone* Hospitals
Send copy of requisition.

Stability: Room temperature 30 minutes, refrigerated unacceptable, frozen 30 days.

LIS Mnemonic: IL10FL

Intrinsic Factor Antibodies

Tube/Specimen: 4.0 mL Gold SST (BD#367977)

Referred Out: In-Common Laboratories

Instructions: Centrifuge at room temperature.
Aliquot 3.0 mL of serum into plastic vial. **Freeze** at once.
Send copy of requisition.

LIS Mnemonic: Intrins

INV 16

see Inversion 16

Division: Molecular Diagnostics

Inversion 16

Tube/Specimen: 4.0 mL Lavender EDTA (BD#367861)
Peripheral blood: Preferably 2 tubes, minimum volume 1 mL. Stability – 14 days at 4°C.
Bone marrow: 1 tube, minimum volume 1 mL. Stability – 14 days at 4°C.
Tissue: Send in saline at 4°C, or frozen on dry ice. Stability – 12 hours in saline at 4°C, or 7 days frozen.
RNA: Stability – 3 months frozen.

Requisition: CD0046 or CD2573

Division: Molecular Diagnostics

Instructions: Blood/bone marrow must be kept at 4°C, accompanied by requisition.
If multiple Molecular Diagnostics tests are ordered, only 2 tubes of peripheral blood or 1 tube of bone marrow are necessary.

Alternate Names: INV 16
CBF beta-MYH11 gene fusion

LIS Mnemonic: 2LAVDNA

Section: Management System\Central Zone\PLM\General\PLM Website\General\Test Catalogue\
Doc#: 19453

Version: 172.0 Current
Effective Date: 2/2/2026

Page 140 of 239

The electronic copy that resides on the document control system is the valid document. Any paper document labeled **Uncontrolled** must be verified against the electronic version prior to use.

Uncontrolled When Printed

PLM Laboratory Test Catalogue

Iodine Plasma

Tube/Specimen: 6.0 mL Royal Blue Trace Element K2 EDTA tube (BD368381).

Referred Out: In-Common Laboratories

Instructions: **Centrifuge ASAP!** Testing cannot be performed on whole blood.
Aliquot plasma into plastic transfer vial. Keep refrigerated.
Do not accession for non-Nova Scotia Health *Central Zone* Hospitals
Send copy of requisition.

LIS Mnemonic: Iodine P

Ionized Calcium, Plasma

Tube/Specimen: 3.5 mL Light Green lithium heparin (BD#367961), **must be a full draw.**
Place on ice immediately after collection.
Transport specimen to the lab **immediately**.

Requisition: CD0021

Division: Clinical Chemistry – Core

Instructions: Ideally no tourniquet should be used. Patient should not be allowed to exercise the forearm or pump fist.
Specimens should be placed on ice immediately after collection and must be centrifuged within 2 hours of collection.
Post-spun specimens should be kept cold and **unopened** before analysis.
If specimen cannot be analyzed immediately, it can be stored **unopened** at 2 to 8°C up to 3 days.

Shipping: Transport spun specimens on cold pack optimally within 24 hours of centrifugation. Do not use dry ice. Do not freeze.
Unspun specimens must be received in lab on ice within 2 hours of collection.

Alternate Names: Calcium Lvl Ionized

LIS Mnemonic: ICA

Iron, Plasma

Tube/Specimen: 3.5 mL Light Green lithium heparin (BD#367961)

Requisition: CD0002

Division: Clinical Chemistry - Core

Alternate Names: Fe
Iron Binding
Total Iron Binding Capacity

LIS Mnemonic: IRON/TIBC

Iron Binding Capacity, Plasma

see Iron, Plasma

Division: Clinical Chemistry - Core

Iron Level Liver RO

Section: Management System\Central Zone\PLM\General\PLM Website\General\Test Catalogue\
Doc#: 19453

Version: 172.0 Current
Effective Date: 2/2/2026
Page 141 of 239

The electronic copy that resides on the document control system is the valid document. Any paper document labeled **Uncontrolled** must be verified against the electronic version prior to use.
Uncontrolled When Printed

PLM Laboratory Test Catalogue

Tube/Specimen: Specimen may be sent cold in paraffin block, formaldehyde or other preservative. Unpreserved specimens should be stored and sent frozen.

Referred Out: In-Common Laboratories

Instructions: Send copy of requisition.

LIS Mnemonic: FE LIVER

Islet Transplant Program

see PRA/LAS

Referred Out: University of Alberta

Isoelectric Focusing (IEF)

Tube/Specimen: 4.0 mL Lavender EDTA (BD#367861)

Referred Out: IWK Hematology Lab

Instructions: Send to Hematopathology Coagulation lab for processing.

LIS Mnemonic: Miscellaneous Hematology

Isoenzyme, Alkaline Phosphatase

see Alkaline Phosphatase: Isoenzyme

Referred Out: In-Common Laboratories

Isohemagglutinin Titre

see ABO Antibody Titre

Division: Transfusion Medicine

Isopropanol

see Isopropyl Alcohol, Qualitative

Division: Clinical Chemistry - Toxicology

Isopropyl Alcohol, Qualitative

Tube/Specimen: 6.0 mL Plain Red Top, no gel separator (BD#367815) or 10 mL Plain Red Top

Requisition: CD0002

Division: Clinical Chemistry - Toxicology

Instructions: Use non-alcoholic solutions such as peroxidase, saline or warm water to clean venipuncture site. Do not use alcohol preparations. This test is time sensitive and requires Clinical Chemistry faculty On-call approval before sending through QEII locating at 902-473-2220. Once approved, send specimen STAT/URGENT to QEII-VG Site CSA. Please contact laboratory at 902-473-5514 to transmit information about specimen and shipment. Ensure specimen bag and transport containers are labelled as STAT. If Routine testing, order and send on the next routine run to the QEII.

Alternate Names: Isopropanol

LIS Mnemonic: METHANOL
FORMIC ACID

Section: Management System\Central Zone\PLM\General\PLM Website\General\Test Catalogue\
Doc#: 19453

Version: 172.0 Current
Effective Date: 2/2/2026
Page 142 of 239

The electronic copy that resides on the document control system is the valid document. Any paper document labeled **Uncontrolled** must be verified against the electronic version prior to use.

Uncontrolled When Printed

PLM Laboratory Test Catalogue

ISOPROPANOL QUANTITATION

IWK Clinical Genomics

Tube/Specimen: As per requisition

Referred Out: IWK Clinical Genomics

Instructions: Do not accession.
Keep specimen at room temperature.

IWK Cytogenetics Testing

Tube/Specimen: 4.0 mL Dark Green sodium heparin (BD#367871) or 6.0 mL Dark Green sodium heparin (BD#367878)

Referred Out: IWK Clinical Genomics Lab

Requisition: IWK Constitutional Cytogenetic Karyotype Requisition (available at <https://iwkhealth.ca/health-professionals/clinical-genomics>)

Instructions: Other specimen types possible see requisition or <https://iwkhealth.ca/health-professionals/clinical-genomics> for more details.

IWK Molecular Testing

Tube/Specimen: 4.0 mL Lavender EDTA (BD#367861)

Referred Out: IWK Clinical Genomics Lab

Requisition: IWK Constitutional Molecular Requisition

Instructions: Other specimen types possible - see requisition or <https://iwkhealth.ca/health-professionals/clinical-genomics> for more details
Keep specimens at room temperature.

IWK Microarray Testing

Tube/Specimen: 4.0 mL Lavender EDTA (BD#367861)

Referred Out: IWK Clinical Genomics Lab

Requisition: IWK Postnatal Microarray Requisition (available at <https://iwkhealth.ca/health-professionals/clinical-genomics>)

Instructions: Other specimen types possible - see requisition or <https://iwkhealth.ca/health-professionals/clinical-genomics> for more details
Keep specimens at room temperature.

JAK2 (v6 7f)

see Jak2 gene mutation

Division: Molecular Diagnostics

JAK2 exon 12

see Next Generation Sequencing - Myeloid panel

Division: Molecular Diagnostics

PLM Laboratory Test Catalogue

Jak2 gene mutation

Tube/Specimen:	4.0 mL Lavender EDTA (BD#367861) Peripheral blood: 1 tube, minimum volume 1 mL. Stability – 14 days at 4°C. Bone marrow: 1 tube, minimum volume 1 mL. Stability – 14 days at 4°C. Tissue: Send in saline at 4°C, or frozen on dry ice. Stability – 12 hours in saline at 4°C, or 7 days frozen. Alternatively, send fixed tissue in paraffin block. DNA: Stability – 3 months at 4°C or frozen.
Requisition:	CD0046 or CD2573
Division:	Molecular Diagnostics
Instructions:	Blood/bone marrow must be kept at 4°C, accompanied by requisition. Any specimen referred from outside of Nova Scotia Health-Central Zone must also be accompanied by a printout of the CBC results, as it is important to know the white blood cell count prior to extracting the DNA. If multiple Molecular Diagnostics tests are ordered, only 2 tubes of peripheral blood or 1 tube of bone marrow are necessary.
Alternate Names:	Polycythemia vera Thrombocythemia JAK2 (v6 7f)
LIS Mnemonic:	2LAVDNA

Jo-1 see Anti-nuclear antibody

Division:	Immunopathology
-----------	-----------------

Joint Fluid see Synovial Analysis

Division:	Hematopathology - Core
-----------	------------------------

K+ see Electrolytes (Na, K), Plasma

Division:	Clinical Chemistry - Core
-----------	---------------------------

Karyotype Testing for IWK see IWK Cytogenetics Testing

Referred Out:	IWK Clinical Genomics Lab
---------------	---------------------------

Keppra see Levetiracetam

Referred Out:	In-Common Laboratories
---------------	------------------------

Kidney Function Tests see Creatinine, Plasma; Urea, Plasma; Albumin, Plasma or Uric Acid, Plasma

Division:	Clinical Chemistry - Core
-----------	---------------------------

Kininogen see Fitzgerald Factor

Referred Out:	Hamilton General Hospital
---------------	---------------------------

Section: Management System\Central Zone\PLM\General\PLM Website\General\Test Catalogue\
Doc#: 19453

Version: 172.0 Current
Effective Date: 2/2/2026
Page 144 of 239

The electronic copy that resides on the document control system is the valid document. Any paper document labeled **Uncontrolled** must be verified against the electronic version prior to use.

Uncontrolled When Printed

PLM Laboratory Test Catalogue

KIT Asp816Val

see Next Generation Sequencing-Myeloid Panel

Division: Molecular Diagnostics

Kleihauer-Betke

Tube/Specimen: 4.0 mL Lavender EDTA (BD#367861). **Not performed on Males.**

Referred Out: IWK Hematology Lab

Instructions: Keep whole blood refrigerated.

Do Not Centrifuge.

Note: If specimens are from a non-Nova Scotia Health *Central Zone* Hospital; Do not accession and send directly to the IWK Hematology Lab.

LIS Mnemonics: Kleih

KRAS

see Next Generation Sequencing – Solid Tumor panel

Division: Molecular Diagnostics

LA

see Extractable-Nuclear Antibodies

Division: Immunopathology

Lactate Dehydrogenase

see LD, Serum

Division: Clinical Chemistry – Core

Lactate, Plasma

Tube/Specimen: 4.0 mL Grey sodium fluoride (BD#367925), completely filled and kept on ice.

Requisition: CD0002

Division: Clinical Chemistry - Core

Comments: Ensure specimen is well mixed; invert minimum 8 times.

Label tube with patient information with waterproof ink, immerse in a slurry of ice and water and deliver to Processing area within 30 minutes.

Shipping: Separate plasma immediately and no longer than 60 minutes from collection.
Plasma aliquot is stable for 8 hours at 15 to 25°C or 14 days at 4 to 8°C.

Alternate Names: Lactic Acid

LIS Mnemonic: VLACT

Lactate, Spinal Fluid (CSF)

Tube/Specimen: Sterile plastic screw-top tubes; send immediately to laboratory receiving area within 30 minutes of collection.

Section: Management System\Central Zone\PLM\General\PLM Website\General\Test Catalogue\
Doc#: 19453

Version: 172.0 Current
Effective Date: 2/2/2026

Page 145 of 239

The electronic copy that resides on the document control system is the valid document. Any paper document labeled **Uncontrolled** must be verified against the electronic version prior to use.

Uncontrolled When Printed

PLM Laboratory Test Catalogue

Requisition: QE 7850_12_05
 Division: Clinical Chemistry - Core
 Comments: Specimen volume required: 0.5 mL; 0.1 mL for pediatric population.
 Shipping/Referral: Centrifuge promptly and freeze supernatant; specimen is stable for 24 hours refrigerated and 2 months frozen.
 Alternate Names: Lactic Acid
 LIS Mnemonic: CSF Lact Lvl

Lactic Acid see Lactate, Plasma and Lactate, Spinal Fluid (CSF)

Division: Clinical Chemistry - Core

Lactic Dehydrogenase see LD, Serum

Division: Clinical Chemistry - Core

Lamictal see Lamotrigine

Division: Clinical Chemistry - Toxicology

Lamotrigine

Tube/Specimen: 6.0 mL Plain Red Top, no gel separator (BD#367815) or 10 mL Plain Red Top
 Requisition: CD0002
 Division: Clinical Chemistry - Toxicology
 Instructions: These determinations can be done on micro specimens. Send at least 0.2 mL of serum.
 Blood should be collected just prior to the next dose (trough collection).
 Specimens should not be collected until the blood concentration is at steady state (3-4 half-lives).
 Alternate Names: Lamictal
 LIS Mnemonic: LAMOT

Latex Fixation see Rheumatoid Factor

Division: Clinical Chemistry - Core

LAV see HIV-1/HIV-2

Division: Virology-Immunology

LCMV (Lymphocytic Choriomeningitis Virus)

Tube/Specimen: 4.0 mL Gold SST (BD#367977)

Section: Management System\Central Zone\PLM\General\PLM Website\General\Test Catalogue\
Doc#: 19453

Version: 172.0 Current
Effective Date: 2/2/2026
 Page 146 of 239

The electronic copy that resides on the document control system is the valid document. Any paper document labeled **Uncontrolled** must be verified against the electronic version prior to use.
Uncontrolled When Printed

PLM Laboratory Test Catalogue

Requisition: CD0002A/CD0002B
 Division: Microbiology-Immunology
 Instructions: Clinical data should be indicated on the requisition.
 Note: This test will be referred out by the laboratory.
 LIS Mnemonic: RO ROSER

LD, Fluids

Tube/Specimen: Miscellaneous Body Fluid: 10.0 mL Body Fluid in sterile plastic screw top tubes
 Requisition: CD0002
 Division: Clinical Chemistry - Core
 Shipping: If sending specimen from outside QEII HSC, transport at room temperature.
 Alternate Names: Lactate Dehydrogenase
 LDH
 LIS Mnemonic: BF LD

LD, Serum

Tube/Specimen: 4.0 mL Gold SST (BD#367977)
 Requisition: CD0002
 Division: Clinical Chemistry - Core
 Instructions: **Requests for testing will only be processed if clinical details are provided in brackets next to the LD request. The term 'Do not cancel' will not be accepted.**
 Alternate Names: Lactate Dehydrogenase
 LDH
 LIS Mnemonic: LD

LDH

see LD, Serum

Division: Clinical Chemistry - Core

LDL-Cholesterol, Plasma

Tube/Specimen: 3.5 mL Light Green lithium heparin (BD#367961)
 Requisition: CD0002
 Division: Clinical Chemistry - Core
 Instructions: Patient fasting is at the discretion of the ordering physician and must be indicated on the requisition.
 Alternate Names: Cholesterol, LDL

Section: Management System\Central Zone\PLM\General\PLM Website\General\Test Catalogue\
Doc#: 19453

Version: 172.0 Current
Effective Date: 2/2/2026
 Page 147 of 239

The electronic copy that resides on the document control system is the valid document. Any paper document labeled **Uncontrolled** must be verified against the electronic version prior to use.

Uncontrolled When Printed

PLM Laboratory Test Catalogue

Low Density Lipoprotein Cholesterol

LIS Mnemonic: LDL D

LEAD, Whole Blood

Tube/Specimen: Royal Blue Trace Element K2 EDTA tube (BD368381).

Referred Out: In-Common Laboratories

Instructions: **Do Not Centrifuge!**
Ship refrigerated. **Do not freeze.**
Do not accession for non-Nova Scotia Health *Central Zone* Hospitals
Send copy of requisition.

Stability: 20 days at room temperature and 15 months at 2 to 8° C or frozen.

LIS Mnemonic: Lead only
Lead Level RO

Legionella

Tube/Specimen: Urine collected in dry sterile container

Requisition: CD0432/CD0433

Division: Virology-Immunology

Note: Ship at room temperature up to 24 hours or 2 to 8°C within 14 days

LIS Mnemonic: I LEGAG

Leishmaniasis – IFA

Tube/Specimen: 4.0 mL Gold SST (BD#367977)

Requisition: CD0002A/CD0002B

Division: Virology-Immunology

Instructions: Clinical data should be indicated on the requisition.

Note: This test will be referred out by the laboratory.

LIS Mnemonic: RO LEISH

Leptospirosis PCR

Tube/Specimen: Urine collected in dry sterile container (no preservative), Whole blood 4.0 mL Lavender EDTA, CSF

Requisition: CD0002A/CD0002B

Division: Virology-Immunology

Instructions: Clinical data should be indicated on the requisition.

Section: Management System\Central Zone\PLM\General\PLM Website\General\Test Catalogue\
Doc#: 19453

Version: 172.0 Current
Effective Date: 2/2/2026
Page 148 of 239

The electronic copy that resides on the document control system is the valid document. Any paper document labeled **Uncontrolled** must be verified against the electronic version prior to use.

Uncontrolled When Printed

PLM Laboratory Test Catalogue

LIS Mnemonic: RO LEPTOPCR

Leptospirosis Serology

Tube/Specimen: 4.0 mL Gold SST (BD#367977)
 Requisition: CD0002A/CD0002B
 Division: Virology-Immunology
 Instructions: Clinical data should be indicated on the requisition.
 LIS Mnemonic: RO LEPTO

Leukemia and Lymphoma Screening – Bone Marrow

Tube/Specimen: 6.0 mL Dark Green **lithium heparin**, no gel separator (BD#367886)
 Requisition: CD0046
 Division: Hematopathology-Bone Marrow
 Instructions: Specimen to be collected at the same time as Bone Marrow Aspiration.
 Specimens should arrive in the Flow Cytometry lab on the same day of collection, however, must arrive within 24 hours of collection and no later than 14:00 on Fridays (or the day before a holiday).
 Maintain specimen at room temperature.
 The requisition must accompany the specimen to the Flow laboratory.
 Shipping: An unstained bone marrow slide, peripheral blood slide, patient diagnosis and a copy of the CBC results with differential and requisition must accompany all specimens collected outside the QEII VG site.
Note: For specimens collected outside of the QEII VG site please notify the Flow Cytometry laboratory (902-473-5549) in advance when requesting this test. Provide patient name, health card number and referral hospital contact information.
 LIS Mnemonic: CELL SM

Leukemia and Lymphoma Screening – Lymph node, Tissue (including Fine Needle Aspirates), CSF and Body Fluids

Please note that these instructions refer only to the portion of the specimen that is being processed for cell surface marker analysis / flow cytometry testing; if the specimens need to be sent for histological, cytopathology, molecular or other specialized testing please ensure that proper collection procedures are followed as well for those tests. These instructions do not provide information on how to best partition the specimen for the different tests.

Tube/Specimen: Lymph Node/Tissue:
 The portion of the lymph node or tissue specimen that is being submitted for cell surface marker / flow cytometry analysis is to be collected and immediately placed in RPMI 1640 medium.
CSF:
 Cerebrospinal fluid (CSF) specimens with a low number of cells can be collected without RPMI but need to be received by the Flow Cytometry Laboratory within 30 minutes after collection for adequate processing; if there is an expected delay in transport RPMI solution should be added.
Fluids:
 Other body fluids including pleural and peritoneal fluids require the addition of RPMI only if the specimen is not being sent immediately to the laboratory.
Note: The time of collection and the time the RPMI solution is added should be indicated on the requisition. The amount of specimen and the amount of RPMI added to the fluid must be indicated on the requisition form. The requisition must accompany the specimen to the Flow laboratory.
 Requisition: CD0002C

Section: Management System\Central Zone\PLM\General\PLM Website\General\Test Catalogue\
Doc#: 19453

Version: 172.0 Current
Effective Date: 2/2/2026
 Page 149 of 239

The electronic copy that resides on the document control system is the valid document. Any paper document labeled **Uncontrolled** must be verified against the electronic version prior to use.
Uncontrolled When Printed

PLM Laboratory Test Catalogue

Division:	Hematopathology-Flow Cytometry
Instructions:	<p>Specimens collected at the QEII VG site are to be delivered by STAT porter immediately after collection directly to the Flow Cytometry laboratory (Room 216 Mackenzie Building). Please call the Flow Cytometry lab (902-473-5549) as well to notify that a specimen is on the way. Specimens should be received within 30 minutes or less after collection and in the laboratory no later than 14:00 to ensure processing/optimal results. For urgent specimens collected after hours and on the weekend please contact the "Lymph Node Pathologist On-Call" through the operator / locating to facilitate the processing of the specimen.</p> <p>Specimens collected outside the QEII VG Site must be delivered to the lab as soon as possible to ensure optimal testing. Specimens should arrive no later than 24 hours after collection and be received in the laboratory no later than 14:00. The requisition and slides should accompany the specimen and the tissue type indicated on the requisition. A copy of the CBC results and differential should be sent if available.</p> <p>Note: Please notify Flow Cytometry Laboratory (902-473-5549) in advance when requesting this test. Provide patient name, health card number and referral hospital contact information.</p>
Shipping:	Specimens from outside hospitals may be shipped at room temperature. If the specimen is not shipped on the same day of collection it should be refrigerated at 2 to 8° Celsius. Please note that the specimen should already be placed in RPMI solution.
LIS Mnemonic:	CELL SM

Leukemia and Lymphoma Screening – Peripheral Blood

Tube/Specimen:	6.0 mL Dark Green lithium heparin , no gel separator (BD#367886) and 4.0 mL Lavender EDTA (BD#367861) for CBC and Auto Differential
Requisition:	CD0002C
Division:	Hematopathology-Flow Cytometry
Instructions:	Specimens should arrive in the Flow Cytometry lab on the same day of collection, however, must arrive within 24 hours of collection and no later than 14:00 on Fridays (or the day before a holiday). The requisition must accompany the specimen to the Flow laboratory.
Shipping:	<p>Maintain specimen at room temperature.</p> <p>An unstained peripheral blood slide, copy of the CBC results with differential, patient diagnosis and requisition must accompany all specimens collected outside of the QEII VG site.</p> <p>Note: For specimens collected outside of the QEII VG site please notify the Flow Cytometry laboratory (902-473-5549) in advance when requesting this test. Provide patient name, health card number and referral hospital contact information.</p>
LIS Mnemonic:	CELL SM

Levetiracetam

Tube/Specimen:	6.0 mL Plain Red Top, no gel separator (BD#367815) collected prior to next dose.
Referred Out:	In-Common Laboratories
Instructions:	<p>Centrifuge at room temperature.</p> <p>Aliquot at least 1.0 mL serum. Freeze.</p> <p>Do not accession for non-Nova Scotia Health <i>Central Zone</i> Hospitals</p> <p>Send copy of requisition.</p>
LIS Mnemonic:	LEVET

LH

Tube/Specimen:	4.0 mL Gold SST (BD#367977)
Requisition:	CD0002

Section: Management System\Central Zone\PLM\General\PLM Website\General\Test Catalogue\
Doc#: 19453

Version: 172.0 Current
Effective Date: 2/2/2026
Page 150 of 239

The electronic copy that resides on the document control system is the valid document. Any paper document labeled **Uncontrolled** must be verified against the electronic version prior to use.

Uncontrolled When Printed

PLM Laboratory Test Catalogue

Division: Clinical Chemistry – Core

Shipping: Separate serum within 5 hours of collection. Serum stable for 7 days at 2 to 8°C. Freeze and send frozen serum, if longer.

Alternate Names: Luteinizing Hormone
Pituitary Gonadotropins

LIS Mnemonic: LH

Lipase, Plasma

Tube/Specimen: 3.5 mL Light Green lithium heparin (BD#367961)

Requisition: CD0002

Division: Clinical Chemistry - Core

Shipping: If sending specimen from outside QEII HSC transport frozen plasma on dry ice.

LIS Mnemonic: LIPASE

Lipid Profile see Cholesterol, Plasma

Division: Clinical Chemistry - Core

Lipid Screen see Cholesterol, Plasma

Division: Clinical Chemistry - Core

Lipid Testing see Cholesterol, Plasma

Division: Clinical Chemistry - Core

Lipoprotein (a) (LP(a)) (Do not confuse with APO A1 or B)

Tube/Specimen: 4.0 mL Gold SST (BD#367977)
Fasting is recommended by the testing site for best results, however not required.

Referred Out: In-Common Laboratories

Instructions: Centrifuge within 4 hours of collection and aliquot 1.0 mL serum into plastic vial within 8 hours of collection.
Do not accession for non-Nova Scotia Health *Central Zone* Hospitals
Send copy of requisition.

Stability: Room temperature 24 hours, refrigerated at 2 to 8°C for 7 days and frozen for 6 months.

LIS Mnemonic: LPA

Liquid biopsy see Circulating Tumor DNA

Division: Molecular Diagnostics

Section: Management System\Central Zone\PLM\General\PLM Website\General\Test Catalogue\
Doc#: 19453

Version: 172.0 Current
Effective Date: 2/2/2026
Page 151 of 239

The electronic copy that resides on the document control system is the valid document. Any paper document labeled **Uncontrolled** must be verified against the electronic version prior to use.
Uncontrolled When Printed

PLM Laboratory Test Catalogue

Lithium

Tube/Specimen: 6.0 mL Plain Red Top, no gel separator (BD#367815)
 Requisition: CD0002
 Division: Clinical Chemistry - Core
 LIS Mnemonic: LI

Lithium, Whole Blood

(Do not confuse with Lithium, RBC-no longer available)
 (Ordering physician must specify)

Tube/Specimen: Royal Blue Trace Element K2 EDTA tube (BD368381).
 Referred Out: In-Common Laboratories
 Instructions: **Do Not Centrifuge!** Cannot be tested on plasma.
 Ship refrigerated. **Do not freeze.**
 Do not accession for non-Nova Scotia Health *Central Zone* Hospitals
 Send copy of requisition.
 LIS Mnemonic: LIWB

Liver FE, Liver Iron

see Iron Level Liver RO

Referred Out: In-Common Laboratories

Liver Kidney Microsomal Antibodies (LKM)

Tube/Specimen: 4.0 mL Gold SST (BD#367977)
 Referred Out: In-Common Laboratories
 Instructions: Aliquot serum and **freeze**.
 Send copy of requisition.
 LIS Mnemonic: LKMAB

Long Chain Fatty Acid

see Very Long Chain Fatty Acid

Referred Out: In-Common Laboratories

Low Density Lipoprotein

see LDL-Cholesterol, Plasma

Division: Clinical Chemistry – Core

Ludiomil

see Maprotiline Level

Referred Out: In-Common Laboratories

Section: Management System\Central Zone\PLM\General\PLM Website\General\Test Catalogue\
 Doc#: 19453

Version: 172.0 Current
 Effective Date: 2/2/2026
 Page 152 of 239

The electronic copy that resides on the document control system is the valid document. Any paper document labeled **Uncontrolled** must be verified against the electronic version prior to use.

Uncontrolled When Printed

PLM Laboratory Test Catalogue

Lung Molecular Panel

see Next Generation Sequencing – Solid Tumor panel

Division: Molecular Diagnostics

Lupus Anticoagulant Screen

Tube/Specimen: Two 2.7 mL Light Blue buffered sodium citrate (BD#363083). Tubes must be a full draw.

Requisition: CD0002

Division: Hematopathology - Coagulation

Comments: Includes screening and confirmatory evaluations to detect Lupus Anticoagulants. This is not the same as an anticardiolipin antibody test, which is often referred to as antiphospholipid antibody as well.

Referrals: Send 3 frozen aliquots of 1.0 mL platelet-poor plasma (see Coagulation Testing under Specimen Handling Information) in polypropylene vials (12x75).

Alternate Names: Inhibitor (Non Specific)

Luteinizing Hormone

see LH

Division: Clinical Chemistry - Core

Lyme Antibodies

Tube/Specimen: 4.0 mL Gold SST (BD#367977)

Requisition: CD0002A/CD0002B

Division: Virology-Immunology

Alternate Names: Anti Borrelia Antibodies
Borrelia Antibodies
Borrelia – Lyme

LIS Mnemonic: LYME

Lymphoma Protocol

see B-cell lymphoid clonality

Division: Molecular Diagnostics

Lymphoma Protocol

see T-cell lymphoid clonality

Division: Molecular Diagnostics

Lysosomal Acid Lipase Activity

Tube/Specimen: 4.0 mL Lavender EDTA (BD#367861). Whole Blood – **Do Not Centrifuge**.

Referred Out: In-Common Laboratories

PLM Laboratory Test Catalogue

Instructions: Send to VG CSA; will be frozen upon arrival.
Do not accession for non-Nova Scotia Health *Central Zone* Hospitals
Send copy of requisition.

LIS Mnemonic: LALAB

Lytes see Electrolytes (Na, K), Plasma

Division: Clinical Chemistry - Core

Lytes, Stool see Fecal Electrolytes

Referred Out: In-Common Laboratories

L-Asparaginase, Serum

Tube/Specimen: 6.0 mL Plain Red Top, no gel separator (BD#367815) (Avoid gel separator tubes)

Referred Out: In-Common Laboratories

Instructions: Centrifuge and aliquot 3.0 mL serum into plastic vial.
Note: Transport on ice or frozen unless the specimen can arrive at Referred-out bench within 2 hours of collection.
Do not accession for non-Nova Scotia Health *Central Zone* Hospitals
Send copy of requisition.

Stability: Room temperature 2 hours, refrigerated at 2 to 8°C for 5 days and frozen for 6 months (at -80°C).

LIS Mnemonic: LASPA SP

Macroprolactin

Tube/Specimen: One 4.0 mL Gold SST (BD#367977)

Referred Out: In-Common Laboratories

Instructions: Centrifuge at room temperature and aliquot serum into two separate aliquots of at least 1.0 mL each. **Freeze!**
Do not accession for non-Nova Scotia Health *Central Zone* Hospitals
Send copy of requisition.

LIS Mnemonic: MACPROL

MAG see Myelin Associated Glycoprotein Antibody

Referred Out: In-Common Laboratories

Magnesium, Plasma

Tube/Specimen: 3.5 mL Light Green lithium heparin (BD#367961)

Requisition: CD0002

Division: Clinical Chemistry – Core

Section: Management System\Central Zone\PLM\General\PLM Website\General\Test Catalogue\
Doc#: 19453

Version: 172.0 Current
Effective Date: 2/2/2026
Page 154 of 239

The electronic copy that resides on the document control system is the valid document. Any paper document labeled **Uncontrolled** must be verified against the electronic version prior to use.

Uncontrolled When Printed

PLM Laboratory Test Catalogue

LIS Mnemonic: MG

Magnesium, Random Urine or 24-Hour Urine

Tube/Specimen: Random collection using a mid-stream technique to eliminate bacterial contamination or 24-hour urine collection (preferred) in a plain container.

Requisition: CD0002

Division: Clinical Chemistry - Core

Instructions: Specimen required: 4 mL urine aliquot from a pH adjusted and well-mixed collection.
Record Total Volume of the 24-hour urine on both the aliquot and the requisition.
Record the 'Original Container Type' on the requisition as Plain, Acid or Sodium Carbonate.
Refer to Appendix A for pH adjustment instructions.
It is not acceptable to add preservative to an aliquot.

Stability: Room temperature 1 day, 2 to 8°C (preferred) for 7 days and frozen for 2 weeks.

LIS Mnemonic: U24 Mg
U Mg

Malarial Parasites

Tube/Specimen: 4.0 mL Lavender EDTA (BD#367861)

Requisition: CD0002

Division: Hematopathology – Microscopy

Comments: Analysis includes CBC, Manual Differential, Malarial rapid Screen, & Malarial Thick & Thin Smear Review.

Instructions: EDTA specimens are acceptable if received in the Core Lab within 4 hours of collection; otherwise 4 Thick and 4 Thin smears are required.

Stability: EDTA specimen: 4 hours at room temperature.

Manganese, Plasma

Tube/Specimen: 6.0 mL Royal Blue Trace Element K2 EDTA (BD368381)

Referred Out: In-Common Laboratories

Instructions: **Centrifuge ASAP!**
Aliquot 3.0 mL plasma into plastic transfer vial. **Freeze.**
Do not accession for non-Nova Scotia Health *Central Zone* Hospitals
Send copy of requisition.

Utilization: Plasma manganese is used for potential nutritional deficiency.

Stability: 20 days at room temperature and 14 months at 2 to 8° C or frozen.

LIS Mnemonic: MANGA P

Manganese, Whole Blood

Tube/Specimen: 6.0 mL Royal Blue Trace Element K2 EDTA (BD368381)

Section: Management System\Central Zone\PLM\General\PLM Website\General\Test Catalogue\
Doc#: 19453

Version: 172.0 Current
Effective Date: 2/2/2026
Page 155 of 239

The electronic copy that resides on the document control system is the valid document. Any paper document labeled **Uncontrolled** must be verified against the electronic version prior to use.
Uncontrolled When Printed

PLM Laboratory Test Catalogue

Referred Out: In-Common Laboratories

Instructions: **DO NOT Centrifuge!**
Ship refrigerated. **Do not freeze.**
Do not accession for non-Nova Scotia Health *Central Zone* Hospitals
Send copy of requisition.

Utilization: Blood manganese is used for toxicity.

Stability: 20 days at room temperature and 14 months at 2 to 8° C or frozen.

LIS Mnemonic: MANGA WB

Maprotiline Level

Tube/Specimen: 6.0 mL Plain Red Top, no gel separator (BD#367815)

Referred Out: In-Common Laboratories

Instructions: Centrifuge at room temperature.
Aliquot serum into plastic vial and **freeze**.
Do not accession for non-Nova Scotia Health *Central Zone* Hospitals
Send copy of requisition.

Note: Royal Blue Trace Element SERUM tubes (BD368380) and lavender topped EDTA plasma tubes are acceptable; indicate specimen type on tube.

LIS Mnemonic: MAPROT

Maternal Serum Testing

Tube/Specimen: 4.0 mL Gold SST (BD#367977)

Referred Out: IWK Laboratory

Instructions: Send directly to IWK refrigerated. Do not send to Referred-out and Research bench.

LIS Mnemonic: MATSCRN

Measles Antibody

Tube/Specimen: 4.0 mL Gold SST (BD#367977)

Requisition: CD0002A/CD0002B

Division: Virology-Immunology

Instructions: Indicate on requisition whether immune status (IgG) or recent infection (IgM) is required.

Alternate Names: Rubella

LIS Mnemonic: MEM (IgM Diagnosis)
MEG (IgG Immunity)

Measles PCR

Section: Management System\Central Zone\PLM\General\PLM Website\General\Test Catalogue\
Doc#: 19453

Version: 172.0 Current
Effective Date: 2/2/2026
Page 156 of 239

The electronic copy that resides on the document control system is the valid document. Any paper document labeled **Uncontrolled** must be verified against the electronic version prior to use.

Uncontrolled When Printed

PLM Laboratory Test Catalogue

Tube/Specimen: Urine collected in dry sterile container, nasopharyngeal swab collected in UTM or throat swab collected in UTM

Requisition: CD0432/CD0433

Division: Virology-Immunology

Shipping: Swabs are stable at 2 to 8°C for 2 days, urine is stable at 2 to 8°C for 24 hours. If longer freeze and ship frozen.

LIS Mnemonic: E MEASLES

Melanoma Associated Retinopathy Panel (MARP) see Anti-Retinal Autoantibody

Referred Out: Mayo Medical Laboratories

Mellaril see Thioridazine Level

Referred Out: In-Common Laboratories

Mercury

Tube/Specimen: 6.0 mL Royal Blue Trace Element K2 EDTA (BD#368381)

Referred Out: In-Common Laboratories

Instructions: **Do Not Centrifuge**; cannot be tested on plasma.
Do Not Freeze. Ship refrigerated.
 Do not accession for non-Nova Scotia Health *Central Zone* Hospitals
 Send copy of requisition.

LIS Mnemonic: Mercury

Mercury Level, Random Urine or 24-Hour Urine

Tube/Specimen: Random collection using a mid-stream technique to eliminate bacterial contamination or 24-hour urine collection (preferred) in a plain container.

Referred Out: In-Common Laboratories

Instructions: Specimen required: 15 mL urine aliquot from well-mixed collection.
 Record Total Volume of the 24-hour urine on both the aliquot and the requisition.
 Record the 'Original Container Type' on the requisition as Plain, Acid or Sodium Carbonate.
 Avoid seafood consumption for 5 days prior to collection.
 Do not accession for non-Nova Scotia Health *Central Zone* Hospitals
 Send copy of requisition.

Stability: Room temperature 1 day, 2 to 8°C (preferred) for 3 months and frozen for 1 year.

LIS Mnemonic: U Merc 24
 U Merc

Metanephrines, 24 Hour Urine

Section: Management System\Central Zone\PLM\General\PLM Website\General\Test Catalogue\
Doc#: 19453

Version: 172.0 Current
Effective Date: 2/2/2026
 Page 157 of 239

The electronic copy that resides on the document control system is the valid document. Any paper document labeled **Uncontrolled** must be verified against the electronic version prior to use.

Uncontrolled When Printed

PLM Laboratory Test Catalogue

Tube/Specimen:	24 hour urine collected with 25 mL of 6 mol/L (6N) HCL. Refrigerate during collection.
Referred Out:	In-Common Laboratories
Instructions:	Refer to instructions on dietary restrictions and collection instructions in the provided pamphlet. Specimen required: 50 mL urine aliquot of pH adjusted and well-mixed collection. Record Total Volume of the 24-hour urine on both the aliquot and the requisition. Record the 'Original Container Type' on the requisition as Plain, Acid or Sodium Carbonate. Refer to Appendix A for pH adjustment instructions. Send copy of requisition.
Stability:	2 to 8°C for 2 months or frozen for 90 days.
LIS Mnemonic:	U24 Metan

Metanephrines, Plasma

Tube/Specimen:	4.0 mL Lavender EDTA (BD#367861)
Referred Out:	In-Common Laboratories
Instructions:	Centrifuge at room temperature. Aliquot at least 1.0 mL of plasma within 2 hours of collection and freeze . Do not accession for non-Nova Scotia Health <i>Central Zone</i> Hospitals Send copy of requisition.
LIS Mnemonic:	FRMET P

Met HB see Methemoglobin

Division:	Clinical Chemistry - Core
-----------	---------------------------

Methanol

Tube/Specimen:	6.0 mL Plain Red Top, no gel separator (BD#367815) or 10 mL Plain Red Top
Requisition:	CD0002
Division:	Clinical Chemistry - Toxicology
Instructions:	Use non-alcoholic solutions such as peroxidase, saline or warm water to clean venipuncture site. Do not use alcohol preparations. This test is time sensitive and requires Clinical Chemistry faculty On-call approval before sending through QEII locating at 902-473-2220. Once approved, send specimen STAT/URGENT to QEII-VG Site CSA. Please contact laboratory at 902-473-5514 to transmit information about specimen and shipment. Ensure specimen bag and transport containers are labelled as STAT. If Routine testing, order and send on the next routine run to the QEII.
Comments:	Analysis includes quantitation of Formic Acid, the primary toxic metabolite of Methanol.
Alternate Names:	Methyl Alcohol Formic Acid
LIS Mnemonic:	METHANOL FORMIC ACID ISOPROPANOL QUANTITATION

Methemoglobin

Section: Management System\Central Zone\PLM\General\PLM Website\General\Test Catalogue\
Doc#: 19453

Version: 172.0 Current
Effective Date: 2/2/2026
Page 158 of 239

The electronic copy that resides on the document control system is the valid document. Any paper document labeled **Uncontrolled** must be verified against the electronic version prior to use.

Uncontrolled When Printed

PLM Laboratory Test Catalogue

Tube/Specimen: 6.0 mL Green lithium heparin, no gel separator (BD#367886) **whole blood on ice** (tube must be full).

Requisition: CD3211_05 – 2022

Division: Clinical Chemistry - Core

Comments: Label barrel or tube with patient information in waterproof ink, immerse in slurry of ice and water and deliver to Processing Area within 30 minutes.

Shipping: If sending specimen from outside QEII HSC, notify Laboratory at 473-4340 when specimen is in transport and when it is expected. Specimen must be kept cold but not frozen.

Alternate Names: Met Hb

LIS Mnemonic: METHB

Methotrexate

Tube/Specimen: 6.0 mL Plain Red Top, no gel separator (BD#367815)

Requisition: CD0002

Division: Clinical Chemistry - Core

Instructions: These determinations can be done on micro specimens. Send at least 0.1 mL of serum for each. Blood should be collected at various time intervals, according to the protocol being used. Specimen should be protected from the light (wrap the tube in tin foil).

Stability: 72 hours at room temperature; 14 days at 2 to 8°C; 28 days frozen

Alternate Names: Celontin

LIS Mnemonic: MTX

Methyl Alcohol

see Methanol

Division: Clinical Chemistry - Toxicology

Methylmalonic Acid Quantitative

Tube/Specimen: 4.0 mL Gold SST (BD#367977)

Referred Out: Mayo Medical Laboratories

Instructions: Centrifuge at room temperature. Aliquot 1.5 mL of serum into plastic vial and **freeze at once**. Do not accession for non-Nova Scotia Health *Central Zone* Hospitals. Send copy of requisition.

Stability: 48 days frozen.

LIS Mnemonic: MMAS

MHA-TP

see Syphilis Serology

PLM Laboratory Test Catalogue

Division: Virology-Immunology

Microalbumin, Urine **see Albumin, Urine**

Division: Clinical Chemistry - Core

Microarray Testing for IWK **see IWK Molecular Testing**

Referred Out: IWK Clinical Genomics Lab

Microfilaria **see Hem Microorganism**

Division: Hematopathology-Microscopy

Microglobulin, Beta 2, Urine **see Beta 2 Microglobulin, Urine**

Referred Out: In-Common Laboratories

Microsatellite Instability Testing **see MSI**

Division: Molecular Diagnostics

Microsomal Antibodies **see Anti-Thyroid Peroxidase Antibodies**

Division: Clinical Chemistry - Core

Mitotane

Tube/Specimen: 6.0 mL Plain Red Top, no gel separator (BD#367815)

Referred Out: In-Common Laboratories

Instructions: Centrifuge at room temperature.
Aliquot 1.0 mL of serum into plastic vial.
Do not accession for non-Nova Scotia Health *Central Zone* Hospitals
Send copy of requisition.

Stability: 7 days at 2 to 8°C; 6 months frozen.

LIS Mnemonic: MITOTANE

Mix (50-50) **see PT 50% Mix or PTT 50% Mix**

Division: Hematopathology - Coagulation

MLPA **see CLL MLPA**

Division: Molecular Diagnostics

Section: Management System\Central Zone\PLM\General\PLM Website\General\Test Catalogue\
Doc#: 19453

Version: 172.0 Current
Effective Date: 2/2/2026
Page 160 of 239

The electronic copy that resides on the document control system is the valid document. Any paper document labeled **Uncontrolled** must be verified against the electronic version prior to use.

Uncontrolled When Printed

PLM Laboratory Test Catalogue

MMF **see Mycophenolate**

Division: Clinical Chemistry - Toxicology

Mofetil **see Mycophenolate**

Division: Clinical Chemistry - Toxicology

Molecular Testing for IWK **see IWK Molecular Testing**

Referred Out: IWK Clinical Genomics Lab

Mono **see Epstein-Barr Virus**

Division: Microbiology-Immunology

Monosialoganglioside GM1 (IgM) **see GM1 Ganglioside Antibody**

Referred Out: In-Common Laboratories

Monospot **see Epstein-Barr Virus**

Division: Microbiology-Immunology

MPA **see Mycophenolate**

Division: Clinical Chemistry - Toxicology

MPL **see Next Generation Sequencing – Myeloid panel**

Division: Molecular Diagnostics

MPL exon 10 mutation **see Next Generation Sequencing – Myeloid panel**

Division: Molecular Diagnostics

Mpox Virus PCR

Tube/Specimen: Swab collected in UTM, aspirate, tissue

Requisition: CD0432/CD0433

Division: Virology-Immunology

Shipping: Specimens are stable at 2 to 8°C for 3 days. If longer freeze and ship frozen.

LIS Mnemonic: E MKPX

Section: Management System\Central Zone\PLM\General\PLM Website\General\Test Catalogue\
Doc#: 19453

Version: 172.0 Current
Effective Date: 2/2/2026

Page 161 of 239

The electronic copy that resides on the document control system is the valid document. Any paper document labeled **Uncontrolled** must be verified against the electronic version prior to use.

Uncontrolled When Printed

PLM Laboratory Test Catalogue

MSI

Tube/Specimen: Tissue in paraffin block.

Requisition: CD2573

Division: Molecular Diagnostics

Instructions: To be ordered only by a Nova Scotia Health Central Zone pathologist.

Alternate Names: Microsatellite instability testing

MTHFR gene mutation

Requisition: IWK Clinical Genomics

Instructions: Do not accession; send directly to IWK Clinical Genomics lab.

Comment: Test is not performed at the QEII. Referring hospitals are to send specimens directly to the IWK Clinical Genomics lab to prevent delay in results.

Alternate Names: Methylenetetrahydrofolate reductase

LIS Mnemonic: None

Mucopolysaccharide Screen, Urine (Polysaccharide Screen) (Acid Mucopolysaccharide)

Tube/Specimen: Collect a random urine specimen; first morning collection preferred.

Referred Out: In-Common Laboratories

Instructions: Aliquot 5 mL of well mixed urine; **freeze**.
Do not accession for non-Nova Scotia Health *Central Zone* Hospitals
Send copy of requisition.

Stability: Not stable at room temperature; 2 to 8°C for 1 week and frozen >1 week.

Note: Provide age, gender and clinical history to facilitate interpretation of analytical findings and recommendation for further testing or consultation.

LIS Mnemonic: U MUCO

Mumps Antibody

Tube/Specimen: 4.0 mL Gold SST (BD#367977)

Requisition: CD0002A/CD0002B

Division: Microbiology-Immunology

LIS Mnemonic: MPSG (IgG Immunity)
MPSM (IgM Diagnosis)-only performed upon request from Public Health, all others will be canceled and be tested for Mumps IgG

Mumps PCR

Section: Management System\Central Zone\PLM\General\PLM Website\General\Test Catalogue\
Doc#: 19453

Version: 172.0 Current
Effective Date: 2/2/2026
Page 162 of 239

The electronic copy that resides on the document control system is the valid document. Any paper document labeled **Uncontrolled** must be verified against the electronic version prior to use.

Uncontrolled When Printed

PLM Laboratory Test Catalogue

Tube/Specimen: Urine collected in dry sterile container and buccal swab collected in UTM

Requisition: CD0432/CD0433

Division: Virology-Immunology

Shipping: Swabs are stable at 2 to 8°C for 2 days, urine is stable at 2 to 8°C for 24 hours. If longer freeze and ship frozen.

LIS Mnemonic: E MPS

Muscle Autoimmune Myositis Panel

see Autoimmune Myopathy/Myositis Profile

Referred Out: In-Common Laboratories

Mutation analysis of BCR-abl transcripts (BCR-ABL Mutation, ABL Kinase domain mutation)

see Next Generation Sequencing-Myeloid Panel

Division: Molecular Diagnostics

MYC FISH

Tube/Specimen: Tissue in paraffin block

Requisition: CD2573

Division: Molecular Diagnostics

Instructions: To be ordered only by a Nova Scotia Health Central Zone pathologist.

Mycobacteriology Referred-out Identification, M. leprae request, Susceptibility, Genotyping Services

Tube/Specimen: Isolate or Mgit Suspension, Identification, M. leprae testing request (skin scraping slides and or tissues on slide or block)

Referred Out: National Reference Centre for Mycobacteriology (NRCM)

Instructions: Susceptibility, Genotyping Services M. tuberculosis (MTB) shipped with Category A requirements
Non MTB shipped as Biological Substances Category B
Remaining shipped as Exempt Human Specimens
National Reference Centre for Mycobacteriology (NRCM) requisition

Mycobacteriology Referred-out specimens for Mycobacterium leprae (skin scraping slides and or Tissue on slide or block)

Tube/Specimen: Skin scraping slides and or tissues on slide or block

Referred Out: NHDP

Instructions: Shipped as Exempt Human Specimens
National Hansen's Disease Programs (NHDP) requisition

LIS Mnemonic: ROSP

PLM Laboratory Test Catalogue

Mycology (Sporothrix, Coccidioides immitis, Cryptococcus, Histoplasma capsulatum, Blastomyces dermatitidis, Aspergillosis)

Tube/Specimen: Isolate

Referred Out: National Centre for Mycology

Instructions: Primarily shipped as Biological Substances category B. If classified as Category A, appropriate handling occurs. Specimens are shipped mainly for identification, confirmation of identification or susceptibility.

Mycology (18S)

Tube/Specimen: Isolate

Referred Out: The Hospital for Sick Children

Instructions: Primarily shipped as Biological Substances category B. If classified as Category A, appropriate handling occurs. Specimens are shipped mainly for identification, confirmation of identification or may involve susceptibility.

Mycophenolate

Tube/Specimen: 4.0 mL Lavender EDTA (BD#367861)

Requisition: CD0002

Division: Clinical Chemistry - Toxicology

Instructions: This determination can be done on micro specimens when necessary. Centrifuge at room temperature within 2 hours of collection and aliquot a minimum of 0.2 mL of plasma into a plastic vial.

Stability: Plasma: 1 week at 2 to 8 °C and frozen for 6 months.
Whole Blood: 2 hours at room temperature. Refrigerated and frozen specimens are not acceptable.

Comments: Pre-dose specimen is required.

Alternate Names: MPA
MMF
CellCept
Mofetil

LIS Mnemonic: MYCO

Mycoplasma genitalium

Tube/Specimen: Aptima Multitest swab, urine collected in dry sterile container.

Requisition: CD0432/CD0433

Division: Virology-Immunology

Shipping: Swabs are stable at 2 to 30°C for 60 days, urine is stable at 2 to 30°C for 24 hours.

LIS Mnemonic: MYGEN

Mycoplasma PCR

Section: Management System\Central Zone\PLM\General\PLM Website\General\Test Catalogue\
Doc#: 19453

Version: 172.0 Current
Effective Date: 2/2/2026
Page 164 of 239

The electronic copy that resides on the document control system is the valid document. Any paper document labeled **Uncontrolled** must be verified against the electronic version prior to use.

Uncontrolled When Printed

PLM Laboratory Test Catalogue

Tube/Specimen: Amies swab, Throat (specimen of choice) or Nasopharyngeal swab

Requisition: CD0432/CD0433

Division: Microbiology-Immunology

Instructions: Clinical data should be indicated on the requisition.

Note: This test will be referred out by the laboratory.

LIS Mnemonic: RO ROSER

MYD88

see Next Generation Sequencing – Myeloid panel

Division: Molecular Diagnostics

Myelin Associated Glycoprotein (MAG) Antibody

Tube/Specimen: 4.0 mL Gold SST (BD#367977)

Referred Out: In-Common Laboratories

Instructions: Centrifuge at room temperature.
Aliquot serum and **freeze**.
Do not accession for non-Nova Scotia Health *Central Zone* Hospitals
Send copy of requisition.

Stability: Room temperature 4 days; refrigerated at 2 to 8 °C for 7 days and frozen >6 months.

LIS Mnemonic: MAG

Myelin Oligodendrocyte Glycoprotein (MOG) Antibody

see Neuromyelitis Optica (NMO_IgG)

Referred Out: In-Common Laboratories

Myeloma Screen, Serum & Plasma

see Protein Electrophoresis, Serum

Division: Clinical Chemistry - Immunology

Mysoline

see Primidone Level

Referred Out: In-Common Laboratories

N-Acetylprocainamide

see Procainamide/NAPA Level

Referred Out: In-Common Laboratories

N-Methylhistamine, 24-Hour Urine

Tube/Specimen: 24-hour urine collection in a plain container. Preservative 6M Hydrochloric Acid or Sodium Carbonate is acceptable. Refrigerate during

Section: Management System\Central Zone\PLM\General\PLM Website\General\Test Catalogue\

Doc#: 19453

Version: 172.0 Current

Effective Date: 2/2/2026

Page 165 of 239

The electronic copy that resides on the document control system is the valid document. Any paper document labeled **Uncontrolled** must be verified against the electronic version prior to use.

Uncontrolled When Printed

PLM Laboratory Test Catalogue

collection.

Referred Out: In-Common Laboratories

Instructions: Specimen required: 5 mL urine aliquot of well-mixed collection.
Record Total Volume on both the aliquot and the requisition.
Do not accession for non-Nova Scotia Health *Central Zone* Hospitals
Send copy of requisition.

Stability: Room temperature for 14 days, refrigerated or frozen for 28 days.

LIS Mnemonic: NMHISU24

N-Methylhistamine, Random Urine

Tube/Specimen: Random collection using a mid-stream technique to eliminate bacterial contamination.

Referred Out: In-Common Laboratories

Instructions: Specimen required: 5 mL urine aliquot of well-mixed collection.
Do not accession for non-Nova Scotia Health *Central Zone* Hospitals
Send copy of requisition.

Stability: Room temperature for 14 days, refrigerated or frozen for 28 days.

LIS Mnemonic: NMHIS U

Na+ see Electrolytes (Na, K), Plasma

Division: Clinical Chemistry - Core

NAAT testing for Microbiology Donor Transplant

Tube/Specimen: **Two** 4.0 mL Lavender EDTA (BD#367861)

Requisition: CD0002A/CD0002B

Division: Virology-Immunology

Instructions: This assay includes HIV, HCV and HBV qualitative tests and is only available for live organ donors or tissue bank donors. All others will be rejected.
Tissue bank specimens from Nova Scotia or New Brunswick and live donor specimens from New Brunswick are sent to Micro MPA for accessioning.
Only live donors from Nova Scotia will be accessioned in CSA.
Send whole blood to 4th floor Microbiology for processing. Send copy of requisition.

LIS Mnemonic: NAAT

NABS see Interferon beta Neutralizing Antibodies

Referred Out: In-Common Laboratories

Neonatal Autoimmune Thrombocytopenia

Section: Management System\Central Zone\PLM\General\PLM Website\General\Test Catalogue\
Doc#: 19453

Version: 172.0 Current
Effective Date: 2/2/2026
Page 166 of 239

The electronic copy that resides on the document control system is the valid document. Any paper document labeled **Uncontrolled** must be verified against the electronic version prior to use.
Uncontrolled When Printed

PLM Laboratory Test Catalogue

Tube/Specimen: **From Mother and Father:** Seven 6.0 mL Yellow ACD glass (BD#364816) or **nine** 2.7 mL Light Blue buffered sodium citrate (BD#363083) **and one** 6.0 mL Plain Red Top, no gel separator (BD#367815)
From Baby: One (2.0 mL) lavender topped EDTA tube.

Referred Out: McMaster University HSC

Instructions: Send to Hematopathology Coagulation lab for processing.

LIS Mnemonic: Miscellaneous Hematology

Neoral see Cyclosporine

Division: Clinical Chemistry - Toxicology

Neuromyelitis Optica (NMO_IgG), CSF

Tube/Specimen: Minimum 1.0 mL CSF.

Referred Out: In-Common Laboratories

Instructions: Aliquot in plastic vial. **Freeze at once.**
 Do not accession or refer for non-Nova Scotia Health *Central Zone* Hospitals
 Send copy of requisition.

Stability: Room temperature 4 days; refrigerated at 2 to 8 °C for 7 days and frozen >6 months.

LIS Mnemonic: NMOFC

Neuromyelitis Optica (NMO_IgG), Serum

Tube/Specimen: 4.0 mL Gold SST (BD#367977)

Referred Out: In-Common Laboratories

Instructions: Centrifuge at room temperature.
 Aliquot 2.0 mL serum into plastic vial. **Freeze.**
 Do not accession or refer for non-Nova Scotia Health *Central Zone* Hospitals
 Send copy of requisition.

Stability: Room temperature 4 days; refrigerated at 2 to 8 °C for 7 days and frozen >6 months.

LIS Mnemonic: NMO

Neurontin see Gabapentin Level

Referred Out: In-Common Laboratories

Neutrophil Oxidative Burst see Dihydrohodamine (DHR)

Referred Out: Mayo Medical Laboratories

Next Generation Sequencing – Myeloid Panel

Section: Management System\Central Zone\PLM\General\PLM Website\General\Test Catalogue\
 Doc#: 19453

Version: 172.0 Current
 Effective Date: 2/2/2026
 Page 167 of 239

The electronic copy that resides on the document control system is the valid document. Any paper document labeled **Uncontrolled** must be verified against the electronic version prior to use.
Uncontrolled When Printed

PLM Laboratory Test Catalogue

Tube/Specimen:	4.0 mL Lavender EDTA (BD#367861) Peripheral blood: 1 tube, minimum volume 1 mL. Stability – 14 days at 4°C. Bone marrow: 1 tube, minimum volume 1 mL. Stability – 14 days at 4°C. Tissue: Send in saline at 4°C, or frozen on dry ice. Stability – 12 hours in saline at 4°C, or 7 days frozen. DNA: Stability – 3 months at 4°C or frozen.
Requisition:	CD0046 or CD2573
Division:	Molecular Diagnostics
Instructions:	Blood/bone marrow must be kept at 4°C, accompanied by requisition. Any specimen referred from outside of Nova Scotia Health Central Zone must also be accompanied by a printout of the CBC results, as it is important to know the white blood cell count prior to extracting the DNA. If multiple Molecular Diagnostics tests are ordered, only 2 tubes of peripheral blood or 1 tube of bone marrow are necessary.
Alternate Names:	ABL Kinase domain mutation BCR-ABL Mutation CALR JAK2 exon 12 KIT Asp816Val MPL MPL exon 10 mutation Mutation Analysis of BCR-abl transcripts MYD88 NGS QBCRA-Mutation Analysis TP53 mutation
LIS Mnemonic:	2LAVDNA

Next Generation Sequencing - Solid Tumor Panel

Tube/Specimen:	Tissue in paraffin block.
Requisition:	CD2573
Division:	Molecular Diagnostics
Instructions:	To be ordered only by a Nova Scotia Health Central Zone pathologist.
Alternate Names:	BRAF KRAS Lung Molecular Panel

NGS

see Next Generation Sequencing-Myeloid Panel

Division:	Molecular Diagnostics
-----------	-----------------------

Niacin

see Vitamin B3

Referred Out:	In-Common Laboratories
---------------	------------------------

Nicotinic Acetylcholine Receptor Antibody

see Acetylcholine Receptor Antibodies

Referred Out:	In-Common Laboratories
---------------	------------------------

Section: Management System\Central Zone\PLM\General\PLM Website\General\Test Catalogue\
Doc#: 19453

Version: 172.0 Current
Effective Date: 2/2/2026
Page 168 of 239

The electronic copy that resides on the document control system is the valid document. Any paper document labeled **Uncontrolled** must be verified against the electronic version prior to use.

Uncontrolled When Printed

PLM Laboratory Test Catalogue

NMDA (NR1) Receptor Antibody, Serum or CSF

Tube/Specimen: 4.0 mL Gold SST (BD#367977) or 3.0 mL CSF

Referred Out: In-Common Laboratories

Instructions: Centrifuge at room temperature and aliquot at least 1.0 mL serum into plastic vial. **Freeze.**
Do not accession for non-Nova Scotia Health *Central Zone* Hospitals
Send copy of requisition.

Stability: Room temperature 4 days; refrigerated at 2 to 8 °C for 7 days and frozen >6 months.

LIS Mnemonic: NMDA
NMDA CSF

Noradrenaline see Catecholamines, Total Plasma

Referred Out: In-Common Laboratories

Nordoxepin see Doxepin Level

Referred Out: In-Common Laboratories

Norepinephrine see Catecholamines, Total Plasma

Referred Out: In-Common Laboratories

Norepinephrine, Urine see Catecholamines, 24 Hour Urine

Division: In-Common Laboratories

Norfluoxetine see Fluoxetine Level

Referred Out: In-Common Laboratories

Norovirus PCR

Tube/Specimen: Stool collected in dry sterile container.

Requisition: CD0432/CD0433

Division: Virology-Immunology

Comments: Assay tests for Rotavirus and Adenovirus as well.

Shipping: Specimens are stable at 2 to 8°C for 3 days. If longer freeze and ship frozen.

LIS Mnemonic: E RAN

Nortriptyline see Amitriptyline

Section: Management System\Central Zone\PLM\General\PLM Website\General\Test Catalogue\
Doc#: 19453

Version: 172.0 Current
Effective Date: 2/2/2026
Page 169 of 239

The electronic copy that resides on the document control system is the valid document. Any paper document labeled **Uncontrolled** must be verified against the electronic version prior to use.
Uncontrolled When Printed

PLM Laboratory Test Catalogue

Referred Out: In-Common Laboratories

NT-ProBNP

Tube/Specimen: 3.5 mL Light Green lithium heparin (BD#367961)

Requisition: CD0002A or CD0002B

Division: Clinical Chemistry - Core

Instructions: Centrifuge at room temperature within 2 hours after collection.
Shipping from other zones: Serum; aliquot 2.0 mL into a plastic vial. Store and send at -20°C

Stability: 6 days at 2 to 8°C; 1 year at -20°C

Comments: The test will be canceled if a repeat request is made within 6 months of previous, unless for specific clinical reasons, "Do not cancel NT-ProBNP (or BNP)" is written on the requisition form.

Alternate Names: N-terminal B-Type natriuretic peptide (BNP)

LIS Mnemonic: BNP
NT-BNP

Nuclear Factor

see Anti-Nuclear Antibody

Division: Immunopathology

Occult Blood, Stool

Tube/Specimen: Random stool collection

Requisition: CD0002

Division: Clinical Chemistry - Core

Instructions: Amount Required: Smear of stool on hemocult card

Comments: Specimen is smeared on hemocult card by patient or nursing staff. Specimens in other containers will not be accepted. Patients should follow a high fiber diet for 3 days prior to and during collection. All meats, turnip, horseradish, gravy, meat drippings, iron pills and vitamin C preparations should be restricted.

LIS Mnemonic: ST OB

Oligoclonal Bands

Tube/Specimen: Minimum 1.0 mL CSF and a minimum 1.0 mL of serum (plain red or gold topped tube), ideally collected at the same time. However, specimens collected within 3 weeks with no intervention are acceptable.
Both specimens are required for testing.

Referred Out: In-Common Laboratories

Instructions: CSA (VG & HI sites): Centrifuge, aliquot and freeze serum in the CSA receiving area.
Centrifuge, aliquot and **freeze** at least 1.0 mL serum.
Freeze at least 1.0 mL CSF.
Do not accession for non-Nova Scotia Health *Central Zone* Hospitals
Testing includes immunoglobulins.

Section: Management System\Central Zone\PLM\General\PLM Website\General\Test Catalogue\
Doc#: 19453

Version: 172.0 Current
Effective Date: 2/2/2026
Page 170 of 239

The electronic copy that resides on the document control system is the valid document. Any paper document labeled **Uncontrolled** must be verified against the electronic version prior to use.

Uncontrolled When Printed

PLM Laboratory Test Catalogue

Send copy of requisition.

LIS Mnemonic: Oligo

Organic Acid Analysis, Urine

Tube/Specimen: 10.0 mL random urine. Collection should be a “clean catch” technique to minimize bacterial contamination.

Referred Out: IWK Metabolic Lab

Instructions: **Freeze.**
Timed specimens are accepted (8-hour, 12-hour or 24-hour collections)
Do not accession for non-Nova Scotia Health *Central Zone* Hospitals; send directly to the IWK Metabolic Lab

LIS Mnemonic: ORGAT

Osmolality, Fecal

Tube/Specimen: 5.0 mL random stool specimen in naturally liquid form.

Referred Out: In-Common Laboratories

Instructions: Formed stool not acceptable.
Do not accession for non-Nova Scotia Health *Central Zone* Hospitals
Send copy of requisition.

LIS Mnemonic: OSMO F

Osmolality, Plasma

Tube/Specimen: 3.5 mL Light Green lithium heparin (BD#367961)

Requisition: CD0002

Division: Clinical Chemistry - Core

LIS Mnemonic: OSMO

Osmolality, Random or 24-Hour Urine

Tube/Specimen: Random collection using mid-stream technique to eliminate bacterial contamination in a plain container (preferred), or 24-hour urine collection in a plain container.

Requisition: CD0002

Division: Clinical Chemistry - Core

Instructions: Specimen required: 4 mL urine aliquot from well-mixed collection.
Record the ‘Original Container Type’ on the requisition as Plain, Acid or Sodium Carbonate.

Stability: Room temperature for 3 hours, 2 to 8°C (preferred) for 7 days and frozen for 2 weeks.

LIS Mnemonic: U OSMO
U24 OSMO

Osteocalcin

Section: Management System\Central Zone\PLM\General\PLM Website\General\Test Catalogue\
Doc#: 19453

Version: 172.0 Current

Effective Date: 2/2/2026

Page 171 of 239

The electronic copy that resides on the document control system is the valid document. Any paper document labeled **Uncontrolled** must be verified against the electronic version prior to use.

Uncontrolled When Printed

PLM Laboratory Test Catalogue

Tube/Specimen: 4.0 mL Gold SST (BD#367977)

Referred Out: In-Common Laboratories

Instructions: Centrifuge at room temperature within 4 hours of collection.
Aliquot at least 1.0 mL serum and **freeze**.
Do not accession for non-Nova Scotia Health *Central Zone* Hospitals
Send copy of requisition.

Stability: Ambient 8 hours, refrigerated 3 days, frozen 3 months.

LIS Mnemonic: OSTEO

Ovarian Cancer Antigen see CA125

Division: Clinical Chemistry - Core

Oxalate, 24-Hour Urine

Tube/Specimen: 24-hour urine collection in a plain container. Refrigerate during collection.

Requisition: CD0002

Division: Clinical Chemistry - Core

Instructions: Specimen required: 4 mL urine aliquot of pH adjusted and well-mixed collection.
Record Total Volume of the 24-hour urine on both the specimen aliquot and requisition.
Record the 'Original Container Type' on the requisition as Plain, Acid or Sodium Carbonate.
Patients should refrain from taking excessive amounts of Vitamin C or from consuming Vitamin C rich food for at least 48 hours prior to urine collection.
Refer to Appendix A for pH adjustment instructions.
Random Oxalate specimens require a pH <8.0.

Stability: Room temperature for 1 hour, 2 to 8°C (preferred) for 7 days (pH<3.0) and frozen for 2 weeks (pH<3.0).

LIS Mnemonic: U24 OXA
U OXA R [IWK specimens only]

Oxygen Content see Blood Gases

Division: Clinical Chemistry - Core

Oxygen Saturation see Blood Gases

Division: Clinical Chemistry - Core

Pancreatic Cyst Fluid for Amylase and CEA see Amylase and CEA, Pancreatic Cyst Fluid and CEA and Amylase, Pancreatic Cyst Fluid

Division: Clinical Chemistry - Core

PLM Laboratory Test Catalogue

Pancreatic Polypeptide

Tube/Specimen: **Two** 4.0 mL Lavender EDTA (BD#367861). **Keep cold on ice!**
Patient must be fasting 8 hours prior to collection unless instructed otherwise by the ordering physician.

Referred Out: Mayo Medical Laboratories

Instructions: Centrifuge (refrigerated centrifuge is not required), aliquot 3.0 mL plasma in plastic vial and **freeze immediately**.
Do not accession or refer for non-Nova Scotia Health *Central Zone* Hospitals
Send copy of requisition.

LIS Mnemonic: HPP

Paraneoplastic Antibodies, CSF (Includes anti Ri, Yo, Hu)

Tube/Specimen: Minimum 2.0 mL CSF

Referred Out: In-Common Laboratories

Instructions: Aliquot at least 2.0 mL CSF into plastic vial. **Freeze at once**.
Do not accession or refer for non-Nova Scotia Health *Central Zone* Hospitals
Send copy of requisition.

Stability: Room temperature 4 days; refrigerated at 2 to 8 °C for 7 days and frozen >6 months.

LIS Mnemonic: PNP CSF

Paraneoplastic Antibodies, Serum (Includes anti Ri, Yo, Hu)

Tube/Specimen: 4.0 mL Gold SST (BD#367977)

Referred Out: In-Common Laboratories

Instructions: Centrifuge at room temperature.
Aliquot 3.0 mL serum into plastic vial. **Freeze at once**.
Do not accession for non-Nova Scotia Health *Central Zone* Hospitals
Send copy of requisition.

Stability: Room temperature 4 days; refrigerated at 2 to 8 °C for 7 days and frozen >6 months.

LIS Mnemonic: PNP Ab

Parasite Identification

Tube/Specimen: Organism for identification

Referred Out: Nova Scotia Museum of Natural History

Instructions: Shipped as Category B.

Parasite Screening

Tube/Specimen: Stool collected in SAF fixative

Requisition: CD0432/CD0433

Section: Management System\Central Zone\PLM\General\PLM Website\General\Test Catalogue\
Doc#: 19453

Version: 172.0 Current
Effective Date: 2/2/2026
Page 173 of 239

The electronic copy that resides on the document control system is the valid document. Any paper document labeled **Uncontrolled** must be verified against the electronic version prior to use.

Uncontrolled When Printed

PLM Laboratory Test Catalogue


Division: Virology-Immunology

Comments: EIA for Giardia/Cryptosporidium is done unless there is a history indicated on the requisition of travel, immigration, immunosuppression, worm seen in stool, or for children under 16. Ordering physician to indicate relevant information on the requisition; relevant (travel country, immigration country, immunosuppressed, clinical information indicating worms or other parasites, public health request) added as Order Note by person entering test into LIS.

Shipping: Specimen in SAF fixative can be shipped at room temperature within 7 days

LIS Mnemonic: PARSCR (EIA screen)
M PAR (if any of the information above is indicated)

Parathyroid Hormone Intact

Tube/Specimen:  2.0 mL Lavender EDTA (BD#367841). This tube is not to be shared.

Requisition: CD0002

Division: Clinical Chemistry – Core

Instructions: The tube collected for this assay cannot be shared for other assays.
Overnight fasting (8 hours) is preferred. Please indicate fasting status.

Shipping: Plasma can be stored for 48 hours at 2 to 8°C. Freeze and send frozen plasma, if longer.

Alternate Names: Intact PTH
PTH Intact

LIS Mnemonic: PTH

Parathyroid Hormone Related Peptide see PTH Related Peptide Parathyroid Hormone Related Protein

Referred Out: In-Common Laboratories

Paroxetine Level

Note: Paroxetine Level testing is no longer offered in Nova Scotia Health Central Zone Laboratories.

Paroxysmal Nocturnal Hemoglobinuria

Tube/Specimen: 4.0 mL Lavender EDTA (BD#367861)

Requisition: CD0002C

Division: Hematopathology – Flow Cytometry

Instructions: Specimen must arrive in Flow Cytometry within 24 hours of collection and no later than 14:00 on Fridays (or day before Holiday).
The requisition must accompany the specimen to the Flow laboratory.

Note: Please notify Flow Cytometry lab at 902-473-5549 when requesting this test.

Alternate Names: PNH
CD55/59 Testing

PLM Laboratory Test Catalogue

LIS Mnemonic: SM PNH

Partial Thromboplastin Time

see PTT

Division: Hematopathology - Core

Parvovirus B19 Antibody

Tube/Specimen: 4.0 mL Gold SST (BD#367977)

Requisition: CD0002A/CD0002B

Division: Virology-Immunology

Comments: In investigating a viral exanthem, rubella and measles serology should also be requested.

Instructions: Indicate on the requisition if immunity (IgG) or recent infection (IgM) is required.

LIS Mnemonic: PARVG (IgG Immunity)
PARVM (IgM Diagnosis)

Parvovirus PCR

Tube/Specimen: 4.0 mL Lavender EDTA (BD#367861)

Requisition: CD0002A/CD0002B

Division: Microbiology-Immunology

Shipping: Whole blood may be transported at 2 to 25°C if it will be received within 24 hours. If not, separate plasma by centrifugation at 3000g for 20 minutes and ship one 2 mL aliquot at 2 to 8°C.

LIS Mnemonic: RO PARVOPCR

Paxil

see Paroxetine Level

Referred Out: In-Common Laboratories

PBG, Random Urine

see Porphyrin Precursors, Random Urine

Referred Out: In-Common Laboratories

PBG Deaminase

see Porphobilinogen Deaminase

Referred Out: In-Common Laboratories

PCP (Pneumocystis jirovecii) PCR

Tube/Specimen: BAL, bronchial wash, induced sputum, bronchial brush, tissue

Requisition: CD0432/CD0433

Section: Management System\Central Zone\PLM\General\PLM Website\General\Test Catalogue\
Doc#: 19453

Version: 172.0 Current
Effective Date: 2/2/2026
Page 175 of 239

The electronic copy that resides on the document control system is the valid document. Any paper document labeled **Uncontrolled** must be verified against the electronic version prior to use.

Uncontrolled When Printed

PLM Laboratory Test Catalogue

Division:	Virology-Immunology/Bacteriology
Comments:	Positive or indeterminate PCR specimens will have DFA testing performed.
Shipping:	Specimens are stable at 2 to 8°C for 3 days for PCR. However, they must be received in the Central Zone microbiology laboratory within 24 hours for slide preparation.
LIS Mnemonic:	E PCP

Peripheral Smear

Division:	Hematopathology - Microscopy
Comments:	Can be done with Profile

PFA see Platelet Function Assay

Division:	Hematopathology - Coagulation
-----------	-------------------------------

pH, Body Fluid

Tube/Specimen:	Body Fluid collected anaerobically in a pre-heparinized Blood gas syringe on ice. Maximum heparin ratio must be <10 IU/mL fluid Recommended volume: 1 mL Minimum volume: 0.7 mL
Requisition:	CD0002
Division:	Clinical Chemistry - Core
Instructions:	Do not transport with needle attached. Label barrel with patient information in waterproof ink, immerse in a slurry of ice water and deliver to Processing Area immediately. Indicate fluid type on requisition.
Shipping:	Specimen must be kept cold but not frozen.
LIS Mnemonic:	BF PH

pH, Urine see Urinalysis (including microscopic examination if required)

Division:	Clinical Chemistry - Core
Comments:	Urine pH is available by dipstick analysis as part of routine urinalysis.

Phenobarbital

Tube/Specimen:	6.0 mL Plain Red Top, no gel separator (BD#367815)
Requisition:	CD0002
Division:	Clinical Chemistry - Core
Instructions:	These determinations can be done on micro specimens. Send at least 0.5 mL of serum for each. Blood should be collected just prior to the next dose (trough collection).

Section: Management System\Central Zone\PLM\General\PLM Website\General\Test Catalogue\
Doc#: 19453

Version: 172.0 Current
Effective Date: 2/2/2026
Page 176 of 239

The electronic copy that resides on the document control system is the valid document. Any paper document labeled **Uncontrolled** must be verified against the electronic version prior to use.
Uncontrolled When Printed

PLM Laboratory Test Catalogue

Specimens should not be collected until the blood concentration is a steady state (3-4 half-lives).

LIS Mnemonic: PHENO

Phenytoin

Tube/Specimen: 6.0 mL Plain Red Top, no gel separator (BD#367815)

Requisition: CD0002

Division: Clinical Chemistry - Core

Instructions: Blood should be collected just prior to next dose (trough collection).
Specimens should not be collected until the blood concentration is at a steady state (3-4 half-lives).

Alternate Names: Dilantin

LIS Mnemonic: PHENY

Phenytoin, Free (Do Not Confuse with Phenytoin)

Tube/Specimen: 6.0 mL Plain Red Top, no gel separator (BD#367815). Physician's order MUST state "Free" or "HPLC".

Referred Out: In-Common Laboratories

Instructions: Centrifuge at room temperature and aliquot at least 1.0 mL serum into a plastic vial.
Do not accession for non-Nova Scotia Health *Central Zone* Hospitals
Send copy of requisition.

Stability: One month refrigerated or 6 months frozen. Specimen may be re-frozen once.

LIS Mnemonic: FRDIL

Philadelphia Chromosome

see BCR/abl Translocation (RT PCR)

Division: Molecular Diagnostics

Phosphatase, Alkaline

see Alkaline Phosphatase, Plasma

Division: Clinical Chemistry - Core

Phosphate

see Phosphorous, Plasma

Division: Clinical Chemistry - Core

Phosphorous Inorganic

see Phosphorous, Plasma

Division: Clinical Chemistry - Core

Phosphorous, Plasma

Section: Management System\Central Zone\PLM\General\PLM Website\General\Test Catalogue\
Doc#: 19453

Version: 172.0 Current
Effective Date: 2/2/2026

Page 177 of 239

The electronic copy that resides on the document control system is the valid document. Any paper document labeled **Uncontrolled** must be verified against the electronic version prior to use.

Uncontrolled When Printed

PLM Laboratory Test Catalogue

Tube/Specimen: 3.5 mL Light Green lithium heparin (BD#367961)

Requisition: CD0002

Division: Clinical Chemistry - Core

Alternate Names: Inorganic Phosphorous
Phosphate
Phosphorus, Inorganic
PO4

LIS Mnemonic: PHOS

Phosphorous, Random Urine or 24-Hour Urine

Tube/Specimen: Random collection using a mid-stream technique to eliminate bacterial contamination or 24-hour urine collection (preferred) in a plain container.

Requisition: CD0002

Division: Clinical Chemistry - Core

Instructions: Specimen required: 4 mL urine aliquot from pH adjusted and well-mixed collection.
Record Total Volume of the 24-hour urine on both the aliquot and the requisition.
Record the 'Original Container Type' on the requisition as Plain, Acid or Sodium Carbonate.
Refer to Appendix A for pH adjustment instructions.

Stability: Room temperature for 1 day, 2 to 8°C (preferred) for 7 days and frozen for 2 weeks.

Alternate Names: Inorganic Phosphorous
Phosphate
Phosphorus, Inorganic
PO4

LIS Mnemonic: U24 PHOS
U PHOS

PI Typing

see Alpha-1-Antitrypsin Genotype

Referred Out: In-Common Laboratories

Pituitary Gonadotropins

see LH

Division: Clinical Chemistry - Core

Plasma Hemoglobin

Tube/Specimen: 6.0 mL Green lithium heparin, no gel separator (BD#367886)

Requisition: CD0002

Division: Hematopathology - Core

Shipping: Send whole blood to the laboratory within three hours of collection. If shipping is delayed, double-spin and freeze the plasma. Send the frozen specimen on dry ice.

PLM Laboratory Test Catalogue

Plasminogen

Tube/Specimen: 2.7 mL Light Blue buffered sodium citrate (BD#363083)

Referred Out: Hamilton General Hospital

Instructions: Send copy of requisition and specimen to Hematopathology Coagulation lab for processing.

Comment: Test is not performed at the QEII. Referring hospitals are to send specimens directly to the referral site which performs the test to prevent delay in results.

LIS Mnemonic: Plasminogen

Plasminogen Activator Inhibitor

Tube/Specimen: 2.7 mL Light Blue buffered sodium citrate (BD#363083). Patient should not be on anticoagulant therapy.

Referred Out: Mayo Medical Laboratories

Instructions: Send copy of requisition and specimen to Hematopathology Coagulation lab for processing.

Comment: Test is not performed at the QEII. Referring hospitals are to send specimens directly to the referral site which performs the test to prevent delay in results.

LIS Mnemonic: PAI

Platelet Aggregation

Tube/Specimen: 7 x 2.7 mL Light Blue buffered sodium citrate (BD#363083). Collection must follow a non-additive tube.

Requisition: CD0002

Division: Hematopathology – Coagulation

Instructions: Prior arrangements for analysis must be made with Hematology Lab phone 902-473-4059 by an approved Hematologist. Blood is taken under supervision of Advanced Coagulation Technologist. Lab must know all patients' medication for past 10 days.

Stability: Keep specimens at room temperature.

LIS Mnemonic: PLT AGG

Platelet Count

see Profile

Division: Hematopathology - Core

Platelet Function Assay

Tube/Specimen: **Three** 2.7 mL Light Blue buffered sodium citrate (BD#363083). Collection must follow a non-additive tube. Collect a 4.0 mL Lavender EDTA (BD#367861) and order a CBC. Keep specimens at room temperature.

Division: Hematopathology - Coagulation

Instructions: Specimens must be received within three (3) hours of collection. Traumatic draws should be avoided. Test is available Monday to Friday until 1600 hours.

Section: Management System\Central Zone\PLM\General\PLM Website\General\Test Catalogue\
Doc#: 19453

Version: 172.0 Current
Effective Date: 2/2/2026
Page 179 of 239

The electronic copy that resides on the document control system is the valid document. Any paper document labeled **Uncontrolled** must be verified against the electronic version prior to use.

Uncontrolled When Printed

PLM Laboratory Test Catalogue

Comments: Patient medications and bleeding/bruising history should be listed on separate lab questionnaire indicated below.
The [VG AC Platelet Function Analyzer Questionnaire Form 5972](#) must be entirely completed and must accompany the specimens.

Alternate Names: PFA

Platelet Function Studies

see Platelet Aggregation

Division: Hematopathology - Coagulation

Platelet Typing

see Anti-Platelet Antibody

Referred Out: McMaster University Health Sciences Centre

PML-RAR gene fusion

Tube/Specimen: 4.0 mL Lavender EDTA (BD#367861)
Peripheral blood: Preferably 2 tubes, minimum volume 1 mL. Stability – 14 days at 4°C.
Bone marrow: 1 tube, minimum volume 1 mL. Stability – 14 days at 4°C.
Tissue: Send in saline at 4°C, or frozen on dry ice. Stability – 12 hours in saline at 4°C, or 7 days frozen.
RNA: Stability – 3 months frozen.

Requisition: CD0046 or CD2573

Division: Molecular Diagnostics

Instructions: Blood/bone marrow must be kept at 4°C, accompanied by requisition.
If multiple Molecular Diagnostics tests are ordered, only 2 tubes of peripheral blood or 1 tube of bone marrow are necessary.

Alternate Names: RAR alpha
Retinoic acid receptor
Translocation (15; 17)
t (15;17)

LIS Mnemonic: 2LAVDNA

Pneumococcal Immunity

Tube/Specimen: 4.0 mL Gold SST (BD#367977)

Requisition: CD0002A/CD0002B

Division: Microbiology-Immunology

Note: This test will be referred out by the laboratory.

LIS Mnemonic: RO PNEUMO

Pneumococcal Typing (Blood, CSF, Sterile site isolates)

Tube/Specimen: Blood, CSF, sterile site isolates.

Referred Out: National Microbiology Laboratory

Section: Management System\Central Zone\PLM\General\PLM Website\General\Test Catalogue\
Doc#: 19453

Version: 172.0 Current
Effective Date: 2/2/2026

Page 180 of 239

The electronic copy that resides on the document control system is the valid document. Any paper document labeled **Uncontrolled** must be verified against the electronic version prior to use.

Uncontrolled When Printed

PLM Laboratory Test Catalogue

Instructions: Shipped as Category B.

PNH see **Paroxysmal Nocturnal Hemoglobinuria**

Division: Hematopathology – Flow Cytometry

PNP Antibodies see **Paraneoplastic Antibodies, Serum and Paraneoplastic Antibodies, CSF**
PNP Antibodies, CSF

Referred Out: In-Common Laboratories

PO4 see **Phosphorus, Plasma**

Division: Clinical Chemistry - Core

Polycythemia Vera see **Jak2 gene mutation**

Division: Molecular Diagnostics

Polyoma PCR

Tube/Specimen: One 4.0 mL Lavender EDTA (BD#367861)

Requisition: CD0002A/CD0002B

Division: Microbiology-Immunology

Shipping: Whole blood may be transported at 2 to 25°C if it will be received within 24 hours. If not, separate plasma by centrifugation at 3000g for 20 minutes and ship one 2 mL aliquot at 2 to 8°C.

LIS Mnemonic: POLY

Polysaccharide Screen see **Mucopolysaccharide Screen**

Referred Out: In-Common Laboratories

Porphobilinogen Deaminase (ALA Dehydratase, Uro-1-Synthetase, Hydroxymethylbilane Synthase (Do Not Confuse with Hydroxymethylbilane Synthase Gene))

Tube/Specimen: 6.0 mL Dark Green **lithium heparin**, no gel separator (BD#367886) wrapped in foil to **protect from light and** a 4.0 mL Lavender EDTA (BD#367861).

Referred Out: In-Common Laboratories

Instructions: Send dark green topped heparinized tube wrapped in foil to the Referred-out bench; **Do Not Centrifuge!**
 Send lavender topped EDTA tube to Hematopathology – Core lab for a hematocrit.
 Do not freeze.
 Do not accession for non-Nova Scotia Health *Central Zone* Hospitals
 Send copy of requisition.

Section: Management System\Central Zone\PLM\General\PLM Website\General\Test Catalogue\
Doc#: 19453

Version: 172.0 Current
Effective Date: 2/2/2026
 Page 181 of 239

The electronic copy that resides on the document control system is the valid document. Any paper document labeled **Uncontrolled** must be verified against the electronic version prior to use.

Uncontrolled When Printed

PLM Laboratory Test Catalogue

LIS Mnemonic: PBGD

Porphyrins, Blood

see Porphyrin Screen, Plasma

Referred Out: In-Common Laboratories

Porphyrin Precursors, Random Urine or 24-Hour Urine (Do Not Confuse with PBGD)

Tube/Specimen: **Protect from light and refrigerate!**
Random collection (preferred) using a mid-stream technique to eliminate bacterial contamination or 24-hour urine collection in a container with 5g Sodium Carbonate.

Referred Out: In-Common Laboratories

Instructions: Specimen required: 20 mL aliquot of well-mixed urine covered in foil to protect from light.
Record the 'Original Container Type' on the requisition as Plain, Acid or Sodium Carbonate.
Do not accession for non-Nova Scotia Health *Central Zone* Hospitals
Send copy of requisition.

Stability: Refrigerated 2 days; frozen 1 month

Alternate Names: Delta-Aminolevulinic Acid
Porphobilinogen

LIS Mnemonic: PBGRU
PBG

Porphyrin Screen, 24-Hour Urine

Tube/Specimen: 24-hour urine collection in container with 5g Sodium Carbonate
Protect from light and refrigerate during and after collection!

Referred Out: In-Common Laboratories

Instructions: Specimen required: 20 mL aliquot of well-mixed urine covered in foil to protect from light.
Record total volume.
Record the 'Original Container Type' on the requisition as Plain, Acid or Sodium Carbonate.
Preservative **MUST** be added, and specimen frozen within 2 days of collection.
Do not accession for non-Nova Scotia Health *Central Zone* Hospitals
Send copy of requisition.

Stability: Refrigerated 2 days; frozen 1 month (Apr 26/16)

LIS Mnemonic: PORPHS U

Porphyrin Screen, Plasma

Tube/Specimen: 4.0 mL Lavender EDTA (BD#367861). **Wrap in foil to protect from light!**

Referred Out: In-Common Laboratories

Instructions: Centrifuge at room temperature and aliquot 2.0 mL plasma. Protect from light and **freeze immediately**. Avoid hemolysis.
Store and send frozen.
Do not accession for non-Nova Scotia Health *Central Zone* Hospitals

Section: Management System\Central Zone\PLM\General\PLM Website\General\Test Catalogue\
Doc#: 19453

Version: 172.0 Current
Effective Date: 2/2/2026
Page 182 of 239

The electronic copy that resides on the document control system is the valid document. Any paper document labeled **Uncontrolled** must be verified against the electronic version prior to use.

Uncontrolled When Printed

PLM Laboratory Test Catalogue

Send copy of requisition.

Stability: Frozen: 2 months

LIS Mnemonic: MISC REF

Porphyrin Screen, Fecal

Tube/Specimen: 50g stool in a sterile container.
Protect from light!

Referred Out: In-Common Laboratories

Instructions: **Freeze.**
Do not accession for non-Nova Scotia Health *Central Zone* Hospitals
Send copy of requisition.

LIS Mnemonic: ST Porph

Post-BMT

see Chimerism Analysis for BMT

Division: Molecular Diagnostics

Post-BMT recipient

see Chimerism Analysis for BMT

Division: Molecular Diagnostics

Post Transfusion Purpura

Tube/Specimen: **Seven** 6.0 mL Yellow ACD glass (BD#364816) or **nine** 2.7 mL Light Blue buffered sodium citrate (BD#363083) **and one** (10.0 mL) Red topped tube.

Referred Out: McMaster University HSC

Instructions: Send to Hematopathology Coagulation lab for processing.
Do not accession for non-Nova Scotia Health *Central Zone* Hospitals

Potassium, Fluids

Tube/Specimen: Miscellaneous Body Fluid: 10.0 mL Body Fluid collected in sterile plastic screw top tubes

Requisition: CD0002

Division: Clinical Chemistry - Core

Shipping: If sending specimen from outside QEII HSC, transport at room temperature.

LIS Mnemonic: BF K

Potassium, Plasma

see Electrolytes (Na, K), Plasma

Division: Clinical Chemistry - Core

Section: Management System\Central Zone\PLM\General\PLM Website\General\Test Catalogue\
Doc#: 19453

Version: 172.0 Current
Effective Date: 2/2/2026

Page 183 of 239

The electronic copy that resides on the document control system is the valid document. Any paper document labeled **Uncontrolled** must be verified against the electronic version prior to use.

Uncontrolled When Printed

PLM Laboratory Test Catalogue

Potassium, Stool

see Fecal Electrolytes

Referred Out: In-Common Laboratories

Potassium, Random Urine or 24-Hour Urine

Tube/Specimen: Random collection using a mid-stream technique to eliminate bacterial contamination or 24-hour urine (preferred) collection in a plain container.

Requisition: CD0002

Division: Clinical Chemistry - Core

Instructions: Specimen required: 4 mL urine aliquot from well-mixed collection
Record Total Volume of the 24-hour urine on both the aliquot and the requisition.
Record the 'Original Container Type' on the requisition as Plain, Acid or Sodium Carbonate.

Stability: Room temperature for 1 day, 2 to 8°C (preferred) for 7 days and frozen for 2 weeks.

LIS Mnemonic: U24 K
U K

PRA

see HLA Antibody Screening

Division: Hematopathology – Histocompatibility (HLA)

PRA/LAS

(Islet Transplant Program ONLY)

Tube/Specimen: Two 5.0 mL Red topped tubes.

Referred Out: University of Alberta

Instructions: **Do Not Accession.**
Centrifuge 15 minutes at 3000 rpm.
Aliquot all serum into plastic transport tube. Label with patient's full name, HCN and date and time of collection.
Freeze at -20°C or lower (-70°C is preferred).

PRAD1

see BCL1-IGH gene fusion

Division: Molecular Diagnostics

Prealbumin, Serum

Tube/Specimen: 4.0 mL Gold SST (BD#367977)

Requisition: CD0002

Division: Clinical Chemistry - Core

LIS Mnemonic: PREALB

PLM Laboratory Test Catalogue

Pre-BMT donor

see Chimerism Analysis for BMT

Division: Molecular Diagnostics

Pre-BMT recipient

see Chimerism Analysis for BMT

Division: Molecular Diagnostics

Pregnancy, Urine

Qualitative urine HCG (urine pregnancy) testing will no longer be offered as of Feb 4, 2019

Prekallikrein

see Fletcher Factor

Referred Out: Hamilton General Hospital

Prenatal Testing Collection

Tube/Specimen: 6.0 mL Lavender EDTA (BD#367863)

Referred Out: IWK

Instructions: **Send directly to IWK** refrigerated. Do not send to Referred-out and Research bench.

Alternate Names: Maternal Antibodies

LIS Mnemonic: PRENAT

Primidone Level

Tube/Specimen: 6.0 mL Plain Red Top, no gel separator (BD#367815)

Referred Out: In-Common Laboratories

Instructions: Centrifuge at room temperature.
Aliquot 0.5 mL of serum into a plastic vial. **Freeze.**
Do not accession for non-Nova Scotia Health *Central Zone* Hospitals
Send copy of requisition.

LIS Mnemonic: Prim

Procainamide/NAPA Levels

Tube/Specimen: 6.0 mL Plain Red Top, no gel separator (BD#367815)

Referred Out: In-Common Laboratories

Instructions: Centrifuge at room temperature.
Aliquot 1.0 mL of serum into a plastic vial. **Freeze.**
Do not accession for non-Nova Scotia Health *Central Zone* Hospitals
Send copy of requisition.

LIS Mnemonic: Proc/NAPA

Section: Management System\Central Zone\PLM\General\PLM Website\General\Test Catalogue\
Doc#: 19453


Version: 172.0 Current
Effective Date: 2/2/2026
Page 185 of 239

The electronic copy that resides on the document control system is the valid document. Any paper document labeled **Uncontrolled** must be verified against the electronic version prior to use.

Uncontrolled When Printed

PLM Laboratory Test Catalogue

Profile, AutoDiff

Tube/Specimen:  2.0 mL Lavender EDTA (BD#367841)

Requisition: CD0002

Division: Hematopathology - Core

Comments: Testing includes automated differential, WBC count, hematocrit (HCT), hemoglobin (HB), platelet count, and RBC count.

Note: Differentials are automatically performed on every profile. If there are concerns then a manual differential will be performed.

LIS Mnemonic: CBC
CBC Auto Diff
CBC WAM
Profile Auto Diff
Profile, P

Profile, AutoDiff with Citrate for Platelet

Tube/Specimen: 4.0 mL Lavender EDTA (BD#367861) **and** 2.7 mL Light Blue buffered sodium citrate (BD#363083), must be a full draw.

Requisition: CD0002 – write ‘Citrate for Platelet’ under ‘Other tests’

Division: Hematopathology – Core

Instructions: DO NOT CENTRIFUGE

Comments: Testing includes automated differential, WBC count, RBC count, hematocrit (HCT), hemoglobin (HB), and platelet count (result from Citrate, if needed).

Note: CBC with AutoDiff testing is completed on EDTA specimen. If platelet clumping is present, the platelet count will be enumerated from the Citrate specimen.

LIS Mnemonic: CITRATE

Profile, Manual Differential

Tube/Specimen: 4.0 mL Lavender EDTA (BD#367861)


Requisition: CD0002

Division: Hematopathology – Microscopy

Comments: Testing includes CBC.

LIS Mnemonic: PM

Profile, No Diff

Tube/Specimen:  2.0 mL Lavender EDTA (BD#367841)

Requisition: CD0002

Division: Hematopathology - Core

Section: Management System\Central Zone\PLM\General\PLM Website\General\Test Catalogue\
Doc#: 19453

Version: 172.0 Current
Effective Date: 2/2/2026
Page 186 of 239

The electronic copy that resides on the document control system is the valid document. Any paper document labeled **Uncontrolled** must be verified against the electronic version prior to use.

Uncontrolled When Printed

PLM Laboratory Test Catalogue

Comments: ***Request available for Nova Scotia Health Central Zone Inpatient Services and Clinics only***
Testing includes Hematocrit (HCT), Hemoglobin (HB), Platelet Count, Red Cell Count and WBC.

LIS Mnemonic: CBCND, CBC No Auto Diff, Profile No Diff, PND

Progesterone

Tube/Specimen: 4.0 mL Gold SST (BD#367977)

Requisition: CD0002

Division: Clinical Chemistry - Core

Comments: This test must not be confused with 17-Hydroxyprogesterone.

Shipping: Separate serum within 5 hours of collection. Serum stable when removed from gel separator for 10 days at 2 to 8°C. Freeze and send frozen serum, if longer.
Progesterone specimen must be poured off from gel barrier primary SST tubes into an aliquot tube. Serum remaining in gel barrier SST tubes have shown decreases in progesterone levels.

LIS Mnemonic: PROG

Proinsulin

Tube/Specimen: 4.0 mL Gold SST (BD#367977)
Fasting is recommended by the testing site for best results, however not required.

Referred Out: In-Common Laboratories

Instructions: Centrifuge at 4°C.
Aliquot 1.0 mL of serum into a plastic vial. Store and send frozen.
Send copy of requisition.

LIS Mnemonic: Proinsulin

Prolactin

Tube/Specimen: 4.0 mL Gold SST (BD#367977)

Requisition: CD0002

Division: Clinical Chemistry - Core

Shipping: Separate serum within 5 hours of collection. Serum stable for 7 days at 2 to 8°C. Freeze and send frozen serum, if longer.

LIS Mnemonic: PROL

Prostatic Specific Antigen

see PSA

Division: Clinical Chemistry - Core

Protein C Activity

Tube/Specimen: 2.7 mL Light Blue buffered sodium citrate (BD#363083), must be a full draw

Section: Management System\Central Zone\PLM\General\PLM Website\General\Test Catalogue\
Doc#: 19453

Version: 172.0 Current
Effective Date: 2/2/2026

Page 187 of 239

The electronic copy that resides on the document control system is the valid document. Any paper document labeled **Uncontrolled** must be verified against the electronic version prior to use.

Uncontrolled When Printed

PLM Laboratory Test Catalogue

Requisition: CD0002

Division: Hematopathology - Coagulation

Referrals: Send 2 frozen aliquots of 1.0 mL platelet-poor plasma (see Coagulation Testing under Specimen Collection Information) in polypropylene vials (12x75).

Protein Electrophoresis, Serum

Tube/Specimen: a) Nova Scotia Health Central Zone collection: 4.0 mL Gold SST (BD#367977) & 3.5 mL Light Green lithium heparin (BD#367961)
OR
b) Outside of Nova Scotia Health Central Zone collection: Gold Stoppered SST **only**.

Requisition: CD0002

Division: Clinical Chemistry - Immunology

Comments: Testing includes Total Protein and Protein Electrophoresis.

Shipping: Outside of Nova Scotia Health Central Zone collection: Separate and send 2 frozen aliquots of serum from Gold Stoppered SST.
Do Not Send Frozen Plasma

Alternate Names: Serum Protein Electrophoresis

Protein S (Free)

Tube/Specimen: 2.7 mL Light Blue buffered sodium citrate (BD#363083), must be a full draw

Requisition: CD0002

Division: Hematopathology - Coagulation

Referrals: Send 2 frozen aliquots of 1.0 mL platelet-poor plasma (see Coagulation Testing under Specimen Collection Information) in polypropylene vials (12x75).

Protein Total, Fluids

Tube/Specimen: Submit only one of the following specimens:
Spinal Fluid: 1.0 mL Spinal Fluid collected in sterile plastic screw top tube
Miscellaneous Body Fluid: 10.0 mL Body Fluid collected in sterile plastic screw top tubes.

Requisition: CD0002

Division: Clinical Chemistry - Core

Shipping: If sending specimen from outside QEII HSC, transport at room temperature.

Alternate Names: TP

LIS Mnemonic: CSF TP
BF TP

Protein Total, Plasma

Tube/Specimen: 3.5 mL Light Green lithium heparin (BD#367961)

Section: Management System\Central Zone\PLM\General\PLM Website\General\Test Catalogue\
Doc#: 19453

Version: 172.0 Current
Effective Date: 2/2/2026
Page 188 of 239

The electronic copy that resides on the document control system is the valid document. Any paper document labeled **Uncontrolled** must be verified against the electronic version prior to use.

Uncontrolled When Printed

PLM Laboratory Test Catalogue

Requisition: CD0002

Division: Clinical Chemistry - Core

Instructions: Blood must be collected with minimum stasis.

Alternate Names: TP
Total Protein

LIS Mnemonic: TP

Protein Total, Random Urine or 24-Hour Urine

Tube/Specimen: Random collection using a mid-stream technique to eliminate bacterial contamination or 24-hour urine collection (preferred) in a plain container.

Requisition: CD0002

Division: Clinical Chemistry - Core

Instructions: Specimen required: 4 mL urine aliquot from well-mixed collection
Record Total Volume of 24-hour urine on both the aliquot and the requisition.
Record the 'Original Container Type' on the requisition as Plain, Acid or Sodium Carbonate.

Stability: Room temperature for 1 day, 2 to 8°C (preferred) for 7 days and frozen for 2 weeks.

Alternate Names: U PCR

LIS Mnemonic: U24 TP
U PCR

Prothrombin gene mutation

Tube/Specimen: 4.0 mL Lavender EDTA (BD#367861) - One tube sufficient for both FV and PT mutation
Peripheral blood: 1 tube, minimum volume 1 mL. Stability – 14 days at 4°C.
Bone marrow: 1 tube, minimum volume 1 mL. Stability – 14 days at 4°C.
Tissue: Send in saline at 4°C, or frozen on dry ice. Stability – 12 hours in saline at 4°C, or 7 days frozen.
DNA: Stability – 3 months at 4°C or frozen.

Requisition: CD0046 or CD2573

Division: Molecular Diagnostics

Instructions: Blood/bone marrow must be kept at 4°C, accompanied by requisition.
If multiple Molecular Diagnostics tests are ordered, only 2 tubes of peripheral blood or 1 tube of bone marrow are necessary.
As per hereditary thrombophilia best practice testing guidelines, Prothrombin gene mutation testing is restricted to hematologists, medical geneticists, neurologists, and general internists for both adult and pediatric populations.

Alternate Names: PT 20210 mutation

LIS Mnemonic: 2LAVDNA

Prothrombin Time see INR (PT)

Division: Hematopathology - Core

PLM Laboratory Test Catalogue

Protoporphyrin, Erythrocyte/Free (Do Not Confuse with Zinc Protoporphyrins)

Tube/Specimen: **Two** 4.0 mL Lavender EDTA (BD#367861). **Protect from light!**

Referred Out: In-Common Laboratories

Instructions: **Do Not Centrifuge!**
Send one lavender topped tube to Hematopathology – Core lab for CBC; Hematocrit result required.
Refrigerate.
Send copy of requisition.

Stability: Whole blood refrigerated – 2 weeks; frozen – 2 months.

LIS Mnemonic: MISC REF & CBC

Protriptyline Level

Tube/Specimen: 6.0 mL Plain Red Top, no gel separator (BD#367815)

Referred Out: In-Common Laboratories

Instructions: Centrifuge at room temperature.
Aliquot serum into plastic vial and **freeze**.
Do not accession for non-Nova Scotia Health *Central Zone* Hospitals
Send copy of requisition.

Note: Royal Blue Trace Element SERUM tube (BD368380) and lavender topped EDTA plasma tubes also acceptable. Indicate specimen type on aliquot tube.

LIS Mnemonic: PROTR

Proviral HIV DNA V3 Genotyping

Tube/Specimen: 4.0 mL Lavender EDTA (BD#367861)

Referred Out: BC Centre for Excellence

Requisition: Laboratory Requisition Form for NON-B.C. Patients Only

Shipping: Whole blood may be transported at 2 to 25°C to be received within 24 hours. **Do not centrifuge specimen!**

LIS Mnemonic: RO HIVPROVIRAL

Prozac see Fluoxetine Level

Referred Out: In-Common Laboratories

PSA

Tube/Specimen: 4.0 mL Gold SST (BD#367977)

Requisition: CD0002

Division: Clinical Chemistry - Core

PLM Laboratory Test Catalogue

Shipping: Separate serum within 5 hours of collection. Serum stable for 24 hours at 2 to 8°C. Freeze and send frozen serum, if longer.

Alternate Names: Prostate Specific Antigen

LIS Mnemonic: PSA

PSA, Free

Tube/Specimen: 4.0 mL Gold SST (BD#367977)

Requisition: CD0002

Division: Clinical Chemistry - Core

Shipping: Separate serum within 5 hours of collection. Serum stable for 24 hours at 2 to 8°C. Freeze and send frozen serum, if longer. Include age of patient.

Alternate Names: Free Prostate Specific Antigen

LIS Mnemonic: FPSA

Pseudocholinesterase

see Acetylcholinesterase, Plasma

Division: Clinical Chemistry – Core

Pseudocholinesterase Phenotyping

see Cholinesterase Phenotyping

Referred Out: In-Common Laboratories

PT

see INR (PT)

Division: Hematopathology - Core

PT 20210 mutation

see Prothrombin Gene Mutation

Division: Molecular Diagnostics

PT 50% Mix

Tube/Specimen: 2.7 mL Light Blue buffered sodium citrate (BD#363083), must be a full draw

Requisition: CD0002

Division: Hematopathology - Coagulation

Instructions: This test is done only when the INR (PT) is abnormal.

PTH Intact

see Parathyroid Hormone Intact

Division: Clinical Chemistry - Core

PLM Laboratory Test Catalogue

PTH Related Peptide

Tube/Specimen: 6.0 mL Dark green sodium heparin (BD#367878). Lithium Heparin tubes are **NOT** acceptable.

Referred Out: In-Common Laboratories

Instructions: Centrifuge at room temperature.
Aliquot 1.0 mL plasma into plastic vial and **freeze at once**.
Record primary tube type (i.e. Sodium Heparin) on the aliquot label.
Do not accession for non-Nova Scotia Health *Central Zone* Hospitals
Send copy of requisition.

Stability: Room temperature and refrigerated – 7 days; frozen – 28 days.


LIS Mnemonic: PTHRP

PTP Antibody Testing

see Post Transfusion Purpura

Referred Out: McMaster University HSC

PTT

Tube/Specimen:  1.8 mL Light Blue buffered sodium citrate (BD#363080). Must be a full draw.

Requisition: CD0002

Division: Hematopathology - Core

Instructions: Indicate on requisition if patient is on any anticoagulants.

Alternate Names: Partial Thromboplastin Time

PTT 50% Mix

Tube/Specimen: 2.7 mL Light Blue buffered sodium citrate (BD#363083), must be a full draw

Requisition: CD0002

Division: Hematopathology - Coagulation

Instructions: This test is done only when the PTT is abnormal.

PTT Dade

Tube/Specimen: 2.7 mL Light Blue buffered sodium citrate (BD#363083), must be a full draw

Requisition: CD0002

Division: Hematopathology - Coagulation

Referrals: Send 2 frozen aliquots of 1.0 mL platelet-poor plasma (see Coagulation Testing under Specimen Collection Information) in polypropylene vials (12x75).

Alternate Names: DADE

PLM Laboratory Test Catalogue

Pyridoxal Phosphate Pyridoxic Acid Pyridoxine

see Vitamin B6 Level

Referred Out: In-Common Laboratories

Pyruvate

(Do Not Confuse with Pyruvate Kinase)

Tube/Specimen: **Collectors MUST call Clinical Chemistry (VG 473-4340; HI 473-4843) for instructions prior to collection.**
Specimens must be collected at QEII and received at either the HI Stat Lab or VG Core Lab **within 30 minutes of collection.**
6.0 mL Dark Green **lithium heparin**, no gel separator (BD#367886) whole blood tube. **Place on ice!**

Referred Out: In-Common Laboratories

Instructions: Clinical Chemistry must make a filtrate from the specimen before sending it to the Referred-out bench; untreated specimens are not suitable for analysis.
Freeze: if the specimen thaws, it is not suitable for analysis.
Do not accession for non-Nova Scotia Health *Central Zone* Hospitals
Send copy of requisition.

LIS Mnemonic: Pyruvate

Pyruvate Kinase, Whole Blood

Tube/Specimen: 6.0 mL Yellow ACD glass (BD#364816). **Keep refrigerated!**

Referred Out: Mayo Medical Laboratories

Instructions: 6.0 mL Lavender topped EDTA tube is also acceptable.
Do not accession for non-Nova Scotia Health *Central Zone* Hospitals
Send copy of requisition.

Stability: Refrigerated – up to 20 days.

LIS Mnemonic: Pyr Kin

Q-Fever

Tube/Specimen: 4.0 mL Gold SST (BD#367977)

Requisition: CD0002A/CD0002B

Division: Microbiology-Immunology

Comments: This test will be referred out to the laboratory.

Alternate Names: Coxiella Burnetii

LIS Mnemonic: RO QFEVER

QBCRA – Mutation Analysis

see Next Generation Sequencing-Myeloid Panel

Division: Molecular Diagnostics

Section: Management System\Central Zone\PLM\General\PLM Website\General\Test Catalogue\
Doc#: 19453

Version: 172.0 Current
Effective Date: 2/2/2026
Page 193 of 239

The electronic copy that resides on the document control system is the valid document. Any paper document labeled **Uncontrolled** must be verified against the electronic version prior to use.

Uncontrolled When Printed

PLM Laboratory Test Catalogue

QuantiFERON®-TB Gold

see IGRA

Referred Out: St. John Regional Hospital

Quantitative BCR/abl

see BCR-ABL gene fusion

Division: Molecular Diagnostics

Quinidine Level

Tube/Specimen: 6.0 mL Plain Red Top, no gel separator (BD#367815)

Referred Out: Mayo Medical Laboratories

Instructions: Centrifuge at room temperature.
Aliquot 1.0 mL of serum into a plastic vial.
Send copy of requisition.

Stability: Room temperature 14 days, Refrigerated 14 days, Frozen 28 days

LIS Mnemonic: Quinid

RA Titre

see Rheumatoid Factor

Division: Clinical Chemistry - Core

Rabies Immunity

Tube/Specimen: 4.0 mL Gold SST (BD#367977)

Requisition: CD0002A/CD0002B

Division: Microbiology-Immunology

Instructions: Clinical data should be indicated on the requisition.

Note: This test will be referred out by the laboratory.

LIS Mnemonic: RO RABIES

Rapamycin

see Sirolimus

Division: Clinical Chemistry - Toxicology

RAR alpha

see PML-RAR gene fusion

Division: Molecular Diagnostics

RARa

see PML – RAR gene fusion

PLM Laboratory Test Catalogue

Division: Molecular Diagnostics

RAST Tests (Allergy Testing)

Tube/Specimen: 4.0 mL Gold SST (BD#367977). **A copy of the RAST requisition MUST accompany the specimen.**

Referred Out: IWK

Instructions: Centrifuge at room temperature.
Aliquot at least 2.0 mL of serum into a plastic vial.
A copy of the RAST requisition MUST accompany the specimen.
Do Not Freeze.
Do not accession for non-Nova Scotia Health *Central Zone* Hospitals; send directly to IWK lab.

LIS Mnemonic: RAST Tests

RBC Folate see Folate, Red Cell

Referred Out: In-Common Laboratories

Reagin Screen Test see Syphilis Serology

Division: Virology-Immunology

Red Blood Cell Folate see Folate, Red Cell

Referred Out: In-Common Laboratories

Red Cell Count see Profile

Division: Hematopathology – Core

Red Cell Folate see Folate, Red Cell

Referred Out: In-Common Laboratories

Red Cell Survival

Division: Molecular Diagnostics

Comments: This determination is done by Nuclear Medicine. Phone 902-473-7510 to make arrangements.

Reducing Substances, Stool

Tube/Specimen: 3g of random, loose stool.

Referred Out: Mayo Medical Laboratories

Instructions: **Freeze immediately!**
Do not accession for non-Nova Scotia Health *Central Zone* Hospitals

Section: Management System\Central Zone\PLM\General\PLM Website\General\Test Catalogue\
Doc#: 19453

Version: 172.0 Current
Effective Date: 2/2/2026
Page 195 of 239

The electronic copy that resides on the document control system is the valid document. Any paper document labeled **Uncontrolled** must be verified against the electronic version prior to use.

Uncontrolled When Printed

PLM Laboratory Test Catalogue

Send copy of requisition.

Note: Specimens from timed collections (24, 48, and 72 hour) or formed stool are not acceptable.

Stability: Frozen – 7 days

LIS Mnemonic: ST Reduce

Reptilase Test


Tube/Specimen: 2.7 mL Light Blue buffered sodium citrate (BD#363083)

Referred Out: Hamilton General Hospital

Instructions: Send to Hematopathology Coagulation lab for processing.

LIS Mnemonic: REPTILASE

Reticulocyte Count

Tube/Specimen:  2.0 mL Lavender EDTA (BD#367841)

Requisition: CD0002

Division: Hematopathology - Core

Comments: Profile must be ordered with test.

Retinoic Acid Receptor

see PML-RAR gene fusion

Division: Molecular Diagnostics

Retinoic Acid Receptor Alpha

see PML – RAR gene fusion

Division: Molecular Diagnostics

Retinol

see Vitamin A

Referred Out: In-Common Laboratories

Reverse T3 (Reverse Triiodothyronine, RT3, T3 Reverse)

Tube/Specimen: 4.0 mL Gold SST (BD#367977)

Referred Out: In-Common Laboratories

Instructions: Aliquot 2.0 mL serum. **Freeze.**
Do not accession for non-Nova Scotia Health *Central Zone* Hospitals
Send copy of requisition.

Stability: Frozen - 28 days; room temperature/refrigerated - 7 days.

LIS Mnemonic: REVT3

Section: Management System\Central Zone\PLM\General\PLM Website\General\Test Catalogue\
Doc#: 19453

Version: 172.0 Current
Effective Date: 2/2/2026
Page 196 of 239

The electronic copy that resides on the document control system is the valid document. Any paper document labeled **Uncontrolled** must be verified against the electronic version prior to use.

Uncontrolled When Printed

PLM Laboratory Test Catalogue

RF Quantitative

see Rheumatoid Factor, Quantitative

Division: Clinical Chemistry - Core

Rheumatoid Factor, Quantitative

Tube/Specimen: 4.0 mL Gold SST (BD#367977)

Requisition: CD0002

Division: Clinical Chemistry - Core

Instructions: Separate serum within 5 hours of collection.

Stability: Serum stable for 2 days at 2 to 8°C. Freeze and send serum frozen, if longer.

Alternate Names: RF Quantitative

LIS Mnemonic: RFQ

Riboflavin

see Vitamin B2

Referred Out: In-Common Laboratories

Rickettsia

Tube/Specimen: 4.0 mL Gold SST (BD#367977)

Requisition: CD0002A/CD0002B

Division: Microbiology-Immunology

Instructions: Clinical data should be indicated on the requisition. Indicate specific test request (spotted fever or typhus group).

Note: This test will be referred out by the laboratory.

LIS Mnemonic: RO ROSER

Rivotril

see Clonazepam

Referred Out: In-Common Laboratories

RNP

see Anti-Nuclear Antibody (ANA)

Division: Immunopathology

RO

see Anti-Nuclear Antibody (ANA)

Division: Immunopathology

ROS1 FISH

Section: Management System\Central Zone\PLM\General\PLM Website\General\Test Catalogue\
Doc#: 19453

Version: 172.0 Current
Effective Date: 2/2/2026

Page 197 of 239

The electronic copy that resides on the document control system is the valid document. Any paper document labeled **Uncontrolled** must be verified against the electronic version prior to use.

Uncontrolled When Printed

PLM Laboratory Test Catalogue

Tube/Specimen: Tissue in paraffin block
 Requisition: CD2573
 Division: Molecular Diagnostics
 Instructions: To be ordered only by a Nova Scotia Health Central Zone pathologist.

Rotavirus PCR

Tube/Specimen: Stool collected in dry sterile container
 Requisition: CD0432/CD0433
 Division: Virology-Immunology
 Comments: Assay tests for Norovirus and Adenovirus as well.
 Shipping: Specimens are stable at 2 to 8°C for 3 days. If longer freeze and ship frozen.
 LIS Mnemonic: E RAN

Routine typing of Haemophilus influenza (From sterile sites or questionable outbreaks)

Tube/Specimen: Isolate, typing
 Referred Out: IWK
 Instructions: Porter service for delivery.
 Shipped as Category B.

RPR see Syphilis Serology

Division: Virology-Immunology

RST see Syphilis Serology

Division: Virology-Immunology

Rubella

Tube/Specimen: 4.0 mL Gold SST (BD#367977)
 Requisition: CD0002A/ CD0002B
 Division: Virology-Immunology
 Note: Indicate on requisition whether immune status (IgG) or recent infection (IgM) is required.
 LIS Mnemonic: RUBG (IgG)
 RUBM (IgM)

PLM Laboratory Test Catalogue

Rubeola

see Measles Antibody

Division: Virology-Immunology

Saccharomyces cer. Antibodies

S. cerevisiae Antibodies

Tube/Specimen: 4.0 mL Gold SST (BD#367977)

Referred Out: In-Common Laboratories

Instructions
Centrifuge at room temperature.
Aliquot at least 1.0 mL serum.
Ship frozen.
Do not accession for non-Nova Scotia Health *Central Zone* Hospitals
Send copy of requisition.

Stability: Refrigerated 7 days, frozen >7 days

LIS Mnemonic: ASCA

Salicylates

Tube/Specimen: 6.0 mL Plain Red Top, no gel separator (BD#367815)

Requisition: CD0002

Division: Clinical Chemistry - Core

LIS Mnemonic: SAL

Sandimmune IV

see Cyclosporine

Division: Clinical Chemistry - Toxicology

SARS-CoV-2 PCR

Tube/Specimen: Nasopharyngeal swab in viral transport media, nose/throat Aptima Multitest swab, throat gargle, bronchial wash, nasopharyngeal aspirate, endotracheal aspirate, sputum, lung tissue, pleural fluid.

Requisition: CD0432/CD0433

Division: Virology-Immunology

Shipping: Swabs are stable at 2 to 8°C for 4 days. Gargle specimens are stable at 2 to 30°C for 2 days. Bronchial wash and sputum specimens are stable at 2 to 8°C for 3 days.

LIS Mnemonic: NCOV (routine request)
E NCOVST (stat request)

Schillings Test

Division: Molecular Diagnostics

Section: Management System\Central Zone\PLM\General\PLM Website\General\Test Catalogue\
Doc#: 19453

Version: 172.0 Current
Effective Date: 2/2/2026
Page 199 of 239

The electronic copy that resides on the document control system is the valid document. Any paper document labeled **Uncontrolled** must be verified against the electronic version prior to use.

Uncontrolled When Printed

PLM Laboratory Test Catalogue

Comments: Patient is sent to Nuclear Medicine 3rd Floor, ACC Building.

Schistosomiasis-IFA

Tube/Specimen: 4.0 mL Gold SST (BD#367977)
 Requisition: CD0002A/CD0002B
 Division: Virology-Immunology
 Instructions: Clinical data should be indicated on the requisition. Refer to "Microbiology User's Manual" for collection procedures.
 Note: This test will be referred out by the laboratory.
 LIS Mnemonic: RO SCHISTO

SCL-70

see Anti-Nuclear Antibody (ANA)

Division: Immunopathology

Sedimentation Rate

see ESR

Division: Hematopathology - Core

Selenium Level

Tube/Specimen: Royal Blue topped Trace Element K2 EDTA (BD368381)
 Referred Out: In-Common Laboratories
 Instructions: **Centrifuge ASAP!**
 Aliquot 3.0 mL plasma into plastic transfer vial. **Freeze at once!**
 Do not accession for non-Nova Scotia Health *Central Zone* Hospitals
 Send copy of requisition.
 Utilization: Plasma selenium is used for potential nutritional deficiency.
 Stability: 20 days at room temperature and 14 months at 2 to 8° C or frozen.
 LIS Mnemonic: Selenium

Serotonin Level

Tube/Specimen: 4.0 mL Gold SST (BD#367977)
 Referred Out: In-Common Laboratories
 Instructions: Centrifuge at room temperature.
 Aliquot 1.0 mL serum and **freeze ASAP!**
 A low tryptophan diet is recommended for 48 hours prior to collection.
 During this period, patient must abstain from avocados, bananas, coffee, plums, pineapple, tomatoes, walnuts, hickory nut, Mollusks, eggplant, and medications such as aspirin, corticotropins, MAO inhibitors, phenacetin, catecholamines, reserpine and nicotine.
 Do not accession for non-Nova Scotia Health *Central Zone* Hospitals.
 Send copy of requisition.

Section: Management System\Central Zone\PLM\General\PLM Website\General\Test Catalogue\
 Doc#: 19453

Version: 172.0 Current
 Effective Date: 2/2/2026
 Page 200 of 239

The electronic copy that resides on the document control system is the valid document. Any paper document labeled **Uncontrolled** must be verified against the electronic version prior to use.

Uncontrolled When Printed

PLM Laboratory Test Catalogue

Stability: Room temperature 48 hours, refrigerated 1 month, frozen 3 months.

LIS Mnemonic: Serotonin

Serotonin, 24 Hour Urine

Tube/Specimen: 24-hour urine collected in a container with 30 mL 6N HCL as a preservative. Do Not Use Boric acid.

Referred Out: In-Common Laboratories

Instructions
Specimen required: 10 mL urine from a well-mixed collection.
Record Total Volume of 24-hour urine on both the aliquot and the requisition.
Record the 'Original Container Type' on the requisition as Plain, Acid or Sodium Carbonate.
A low tryptophan diet is recommended for 48 hours prior to collection.
During this period, patient must abstain from avocados, bananas, coffee, plums, pineapple, tomatoes, walnuts, hickory nut, Mollusks, eggplant and medications such as aspirin, corticotropins, MAO inhibitors, phenacetin, catecholamines, reserpine and nicotine.
Do not accession for non-Nova Scotia Health *Central Zone* Hospitals
Send copy of requisition.

Stability: Room temperature 48 hours, refrigerated 1 month, frozen 3 months.

LIS Mnemonic: U24 SERO

Serum Folate

see Folate Serum

Division: Clinical Chemistry - Core

Sex Hormone Binding Globulin

Tube/Specimen: 4.0 mL Gold SST (BD#367977)

Requisition: CD0002

Division: Clinical Chemistry - Core

Shipping: Separate serum within 5 hours of collection. Serum stable for 8 days at 2 to 8°C. Freeze and send frozen serum, if longer.

LIS Mnemonic: SHBG LEVEL

Sezary Cells

Tube/Specimen: 4.0 mL Lavender EDTA (BD#367861)

Requisition: CD0002

Division: Hematopathology – Microscopy

Comments: Analysis must include a CBC, Auto Differential, and Manual Differential.

SGOT, Plasma

see Aspartate Aminotransferase (AST), Plasma

Division: Clinical Chemistry - Core

PLM Laboratory Test Catalogue

SGPT, Plasma

see Alanine Aminotransferase (ALT), Plasma

Division: Clinical Chemistry - Core

SHM

see IGHV Somatic Hypermutation

Division: Molecular Diagnostics

Short Tandem Repeats (STR)

see Chimerism Analysis for BMT

Division: Molecular Diagnostics

Sickle Cell Screen

Tube/Specimen: 4.0 mL Lavender EDTA (BD#367861)

Requisition: CD0002

Division: Hematopathology – Core

Shipping: Transport at room temperature is acceptable. If shipping is delayed more than 24 hours post collection, store and ship the specimen between 2 - 8 °C


LIS Mnemonic: SICKLE

Sinequan

see Doxepin Level

Referred Out: In-Common Laboratories

Sirolimus

Tube/Specimen:  2.0 mL Lavender EDTA (BD#367841)

Requisition: CD0002

Division: Clinical Chemistry - Toxicology

Instructions: Results are available same day for specimens received by 1200. This determination can be done on micro specimens when necessary.

Comments: Pre-dose specimen is required.

Shipping: Specimens can be stored at 2 to 8°C for 24 hours; if over 24 hours, mix whole blood, transfer to a plastic tube, freeze and send frozen whole blood on dry ice.

Alternate Names: Rapamycin

LIS Mnemonic: SIRO

SM

see Autoantibodies Panel

PLM Laboratory Test Catalogue

Division: Immunopathology

Sodium, Fluids

Tube/Specimen: Submit only one of the following specimens:
 10.0 mL Dialysate Fluid collected in sterile plastic screw top tubes.
 Miscellaneous Body Fluid: 10.0 mL Body Fluid collected in sterile plastic screw top tubes

Requisition: CD0002

Division: Clinical Chemistry - Core

Shipping: If sending specimen from outside QEII HSC, transport at room temperature.

LIS Mnemonic: DF NA
 BF NA

Sodium, Plasma

see Electrolytes (Na, K), Plasma

Division: Clinical Chemistry - Core

Sodium, Stool

see Fecal Electrolytes

Referred Out: In-Common Laboratories

Sodium, Random Urine or 24-Hour Urine

Tube/Specimen: Random collection using a mid-stream technique to eliminate bacterial contamination or 24-hour urine collection (preferred) in a plain container.

Requisition: CD0002

Division: Clinical Chemistry - Core

Instructions: Specimen required: 4 mL urine aliquot from well-mixed collection.
 Record Total Volume of 24-hour urine on both the aliquot and the requisition.
 Record the 'Original Container Type' on the requisition as Plain, Acid or Sodium Carbonate.

Stability: Room temperature for 1 day, 2 to 8°C (preferred) for 7 days and frozen for 2 weeks.

LIS Mnemonic: U24 NA
 U NA

Somatic BRCA mutation in ovarian tumor

Tube/Specimen: Tissue in paraffin block

Requisition: CD0046 or CD2573

Division: Molecular Diagnostics

Instructions: To be ordered only by a Nova Scotia Health Central Zone pathologist.

Alternate names: BRCA 1/2 in ovarian cancer

PLM Laboratory Test Catalogue

LIS mnemonic: 2LAVDNA

Somatic hypermutation

see IGHV Somatic Hypermutation

Division: Molecular Diagnostics

Somatomedin-C

see Insulin Like Growth Factor-1

Division: Clinical Chemistry - Core

Specific Gravity, Fluid

Tube/Specimen: 10.0 mL Body Fluid collected in sterile plastic screw top tubes

Requisition: CD0002

Division: Clinical Chemistry - Core

Shipping: If sending specimen from outside QEII HSC, transport at room temperature.

LIS Mnemonic: BF SG

Specific Gravity, Random Urine

see Urinalysis (including microscopic examination if required)

Division: Clinical Chemistry – Core

Comments: Urine Specific Gravity is available by dipstick analysis as part of routine urinalysis.

Spinal Fluid

see specific test for instructions.

Division: Hematopathology - Core

Spinal Fluid Lactate

see Lactate, Spinal Fluid

Referred Out: In-Common Laboratories

SSA

see Anti-Nuclear Antibody (ANA)

Division: Immunopathology

SSB/LA

see Anti-Nuclear AB (ANA)

Division: Immunopathology

ST OB

see Occult Blood, Stool

Division: Clinical Chemistry - Core

PLM Laboratory Test Catalogue

Stem Cell Enumeration – Peripheral Blood, Apheresis Product and BM Harvest

Tube/Specimen: 4.0 mL Lavender EDTA (BD#367861)

Requisition: CD0002C

Division: Hematopathology - HLA

Instructions: Specimens should be received within 30 minutes or less after collection to ensure optimal results.
The HLA laboratory (902-473-7841) should be notified in advance when requesting this test.
The volume of product collected is required on the requisition (exception; Peripheral Blood).
Unrelated Donor (MUD) specimens arriving after 16:00 hours are to be stored at 4°C overnight and will be tested the following day.
The requisition must accompany the specimen to the Flow laboratory.

Shipping: Maintain specimen at room temperature.

Alternate Name: CD34 TESTING

LIS Mnemonic: Peripheral Blood – CD34 PRE
Apheresis Product – CD34 HARV

Stone see Calculus Analysis

Referred Out: In-Common Laboratories

Stool Chloride see Fecal Chloride

Referred Out: In-Common Laboratories

Stool Electrolytes see Fecal Electrolytes

Referred Out: In-Common Laboratories

Stool Fat see Fat, Fecal

Referred Out: In-Common Laboratories

Stool for Calprotectin see Calprotectin, Fecal

Referred Out: In-Common Laboratories

STR see Chimerism Analysis for BMT

Division: Molecular Diagnostics

Streptococcus, Group B

Tube/Specimen: Vaginal or rectal swabs for culture

Referred Out: IWK

Section: Management System\Central Zone\PLM\General\PLM Website\General\Test Catalogue\
Doc#: 19453

Version: 172.0 Current
Effective Date: 2/2/2026
Page 205 of 239

The electronic copy that resides on the document control system is the valid document. Any paper document labeled **Uncontrolled** must be verified against the electronic version prior to use.

Uncontrolled When Printed

PLM Laboratory Test Catalogue

Instructions: Shipped as Biological Substance Category B.

Strongyloidiasis Serology

Tube/Specimen: 4.0 mL Gold SST (BD#367977)
 Requisition: CD0002A/CD0002B
 Division: Microbiology-Immunology
 Instructions: Clinical data should be indicated on the requisition.
 Note: This test will be referred out by the laboratory.
 LIS Mnemonic: RO STRONG

Sugar PC

see Glucose PC, Plasma

Division: Clinical Chemistry - Core

Sulfonylurea

Tube/Specimen: Random urine; keep refrigerated.
 Referred Out: Mayo Medical Laboratories
 Instructions: Do not accession for non-Nova Scotia Health *Central Zone* Hospitals
 Send copy of requisition.
 Stability: Room temperature for 72 hours, refrigerated for 14 days (preferred), frozen for 180 days.
 LIS Mnemonic: FSLFU

Surmontil

see Trimipramine Level

Referred Out: In-Common Laboratories

Synovial Analysis

Tube/Specimen: Synovial Fluid
 Requisition: CD0002
 Division: Hematopathology - Core
 Instructions: Amount required: 5 mL aliquot of synovial fluid collected in 4.0 mL Lavender EDTA tube.
 Comments: Indicate on requisition the site of aspiration and which test is requested. Options for testing include Gram Stain, Cell Count, and Crystals.
 Tests that are not individually requested will not be performed. Send immediately to Laboratory Client Support Services, 1st floor Mackenzie Building.
 Should be processed within 4 hours of collection.
 Alternate Names: Joint Fluid

Section: Management System\Central Zone\PLM\General\PLM Website\General\Test Catalogue\
Doc#: 19453

Version: 172.0 Current
Effective Date: 2/2/2026
 Page 206 of 239

The electronic copy that resides on the document control system is the valid document. Any paper document labeled **Uncontrolled** must be verified against the electronic version prior to use.

Uncontrolled When Printed

PLM Laboratory Test Catalogue

LIS Mnemonic: SF CT
SF CRY
ED SYNOVIAL [Emergency department careset]

Syphilis Serology

Tube/Specimen: 4.0 mL Gold SST (BD#367977)

Requisition: CD0002A/CD0002B

Division: Virology-Immunology

Alternate Names: RPR
MHA – TP
RST
Reagin Screen Test
VDRL
TPPA

LIS Mnemonic: SYPH

t(11:14) see BCL1-IGH gene fusion

Division: Molecular Diagnostics

t(14:18) see BCL2-IGH gene fusion

Division: Molecular Diagnostics

T(15:17) see PML-RAR gene fusion

Division: Molecular Diagnostics

t(2:5) see ALK-NPM gene fusion

Division: Molecular Diagnostics

t(4:11) see AF4-MLL gene fusion

Division: Molecular Diagnostics

t(8:21) see AML1-ETO gene fusion

Division: Molecular Diagnostics

T3, Free

Tube/Specimen: 4.0 mL Gold SST (BD#367977)

Section: Management System\Central Zone\PLM\General\PLM Website\General\Test Catalogue\
Doc#: 19453

Version: 172.0 Current
Effective Date: 2/2/2026

Page 207 of 239

The electronic copy that resides on the document control system is the valid document. Any paper document labeled **Uncontrolled** must be verified against the electronic version prior to use.

Uncontrolled When Printed

PLM Laboratory Test Catalogue

Requisition: CD0002

Division: Clinical Chemistry - Core

Shipping: Separate serum within 5 hours of collection. Serum stable for 6 days at 2 to 8°C. Freeze and send frozen serum, if longer

Alternate Names: Free Triiodothyronine

LIS Mnemonic: FT3
T3 FREE

T4, Free **see Thyroxine, Free**

Division: Clinical Chemistry - Core

T790M **see Circulating Tumor DNA**

Division: Molecular Diagnostics

TAB (MA) **see Anti-Thyroid Peroxidase Antibodies**

Division: Clinical Chemistry - Core

TAB (TA) **see Anti-Thyroglobulin Antibodies**

Division: Clinical Chemistry - Core

Tacro **see FK 506**

Division: Clinical Chemistry - Toxicology

Tacrolimus **see FK 506**

Division: Clinical Chemistry - Toxicology

Taeniasis

Tube/Specimen: 4.0 mL Gold SST (BD#367977)

Requisition: QE 7125

Division: Virology-Immunology

Instructions: Clinical data should be indicated on the requisition.

Note: This test will be referred out by the laboratory.

T Cell Subsets

Section: Management System\Central Zone\PLM\General\PLM Website\General\Test Catalogue\
Doc#: 19453

Version: 172.0 Current
Effective Date: 2/2/2026
Page 208 of 239

The electronic copy that resides on the document control system is the valid document. Any paper document labeled **Uncontrolled** must be verified against the electronic version prior to use.

Uncontrolled When Printed

PLM Laboratory Test Catalogue

Tube/Specimen: 4.0 mL Lavender EDTA (BD#367861)

Requisition: CD0002C

Division: Hematopathology - Flow Cytometry

Instructions: This test is offered Monday to Friday except Holidays. Blood must arrive in the Flow Cytometry laboratory within 48 hours of collection and by 14:00 hours on Friday (or the day before a holiday).
A requisition must accompany specimens collected outside Central Zone to the Flow Cytometry laboratory.

Shipping: Maintain specimen at room temperature.
A copy of the CBC report (including WBC and lymphocyte percent/absolute count), patient diagnosis and requisition must accompany the specimen when collected outside of the QEII VG site.

Alternate Names: CD4 Cells
CD4 Cell Marker
CD8 counts

LIS Mnemonic: T CELL SUB

T-cell Gene Rearrangement

see T-cell lymphoid clonality

Division: Molecular Diagnostics

T-cell lymphoid clonality

Tube/Specimen: 4.0 mL Lavender EDTA (BD#367861)
Peripheral blood: Preferably 2 tubes, minimum volume 1 mL. Stability – 14 days at 4°C.
Bone marrow: 1 tube, minimum volume 1 mL. Stability – 14 days at 4°C.
Tissue: Send in saline at 4°C, or frozen on dry ice. Stability – 12 hours in saline at 4°C, or 7 days frozen.
Alternatively, send fixed tissue in paraffin block.
DNA: Stability – 3 months at 4°C or frozen.

Requisition: CD0046 or CD2573

Division: Molecular Diagnostics

Instructions: Blood/bone marrow must be kept at 4°C, accompanied by requisition.
Any specimen referred from outside of Nova Scotia Health Central Zone must also be accompanied by a printout of the CBC results, as it is important to know the white blood cell count prior to extracting the DNA.
If multiple Molecular Diagnostics tests are ordered, only 2 tubes of peripheral blood or 1 tube of bone marrow are necessary.

Alternate Names: T-cell gene rearrangement
TCR beta chain
Lymphoma protocol

LIS Mnemonic: 2LAVDNA

TCR beta chain

see T-cell lymphoid clonality

Division: Molecular Diagnostics

TCR Gene Rearrangement

see IgG/TCR Gene Rearrangement Study

Division: Molecular Diagnostics

Section: Management System\Central Zone\PLM\General\PLM Website\General\Test Catalogue\
Doc#: 19453

Version: 172.0 Current
Effective Date: 2/2/2026
Page 209 of 239

The electronic copy that resides on the document control system is the valid document. Any paper document labeled **Uncontrolled** must be verified against the electronic version prior to use.

Uncontrolled When Printed

PLM Laboratory Test Catalogue

Tegretol

see Carbamazepine

Division: Clinical Chemistry - Core

Tegretol Epoxide

see Carbamazepine-10, 11 Epoxide

Referred Out: In-Common Laboratories

Testosterone

Tube/Specimen: 4.0 mL Gold SST (BD#367977)

Requisition: CD0002

Division: Clinical Chemistry - Core

Shipping: Separate serum within 5 hours of collection. Serum stable for 7 days at 2 to 8°C. Freeze and send frozen serum, if longer.

LIS Mnemonic: TESTOS

Tetanus Immunity

Tube/Specimen: 4.0 mL Gold SST (BD#367977)

Requisition: CD0002A/CD0002B

Division: Microbiology-Immunology

Instructions: Clinical data should be indicated on the requisition.

Note: This test will be referred out by the laboratory.

LIS Mnemonic: RO TET

Thalassemia

see Hemoglobin Electrophoresis

Division: Hematopathology - Immunology

Thalassemia Screen

see Hemoglobin Electrophoresis

Division: Hematopathology - Immunology

Thallium, Random Urine or 24-Hour Urine

Tube/Specimen: Random collection (preferred) using a mid-stream technique to eliminate bacterial contamination in a plain container or 24-hour urine collection in a plain container.

Referred Out: In-Common Laboratories

Instructions: Specimen required: 15 mL urine aliquot from well-mixed collection.
Record Total Volume of 24-hour urine on both the aliquot and the requisition.
Record the 'Original Container Type' on the requisition as Plain, Acid or Sodium Carbonate.

Section: Management System\Central Zone\PLM\General\PLM Website\General\Test Catalogue\
Doc#: 19453

Version: 172.0 Current
Effective Date: 2/2/2026

Page 210 of 239

The electronic copy that resides on the document control system is the valid document. Any paper document labeled **Uncontrolled** must be verified against the electronic version prior to use.

Uncontrolled When Printed

PLM Laboratory Test Catalogue

Do not accession for non-Nova Scotia Health *Central Zone* Hospitals
Send copy of requisition.

Stability: Room temperature for 1 day, 2 to 8°C (preferred) for 3 months and frozen for 1 year.

LIS Mnemonic: U24 Thal
U THAL

Thallium, Whole Blood

Tube/Specimen: Royal Blue Trace Element K2 EDTA (BD368381)

Referred Out: In-Common Laboratories

Instructions: **Do not centrifuge!** Test cannot be performed on plasma.
Do not accession for non-Nova Scotia Health *Central Zone* Hospitals
Send copy of requisition.

LIS Mnemonic: Thallium

Theophylline

Tube/Specimen: 6.0 mL Plain Red Top, no gel separator (BD#367815)

Requisition: CD0002

Division: Clinical Chemistry - Core

Instructions: These determinations can be done on micro specimens, send at least 0.5 mL of serum for each. Blood should be collected just prior to next dose and after a steady state concentration has been achieved (4-5 half-lives).

Alternate Names: Aminophylline

LIS Mnemonic: THEO

Thermal Amplitude

see Cold Agglutinin Titre

Division: Transfusion Medicine

Thiamine (Vitamin B1), plasma

Tube/Specimen: 4.0 mL Lavender EDTA (BD#367861). **Wrap in tinfoil within 1 hour of collection to protect from light.**

Referred Out: In-Common Laboratories

Instructions: Centrifuge at room temperature
Aliquot 2.0 mL of plasma into plastic vial. **Wrap in tinfoil to protect from light! Freeze immediately!**
Do not accession for non-Nova Scotia Health *Central Zone* Hospitals
Unsuitable if thawed.
Send copy of requisition.

Stability: Room temperature 8 hours, refrigerated 48 hours, frozen 30 days

LIS Mnemonic: Thiam

PLM Laboratory Test Catalogue

Thiamine Whole Blood (Vitamin B1)

Tube/Specimen: 4.0 mL Lavender EDTA (BD#367861) collected after 12 to 14 hour fast. **Wrap in tinfoil within 1 hour of collection to protect from light.**

Referred Out: In-Common Laboratories

Instructions: **Freeze whole blood!**
Do not accession for non-Nova Scotia Health *Central Zone* Hospitals
For deficiency testing
Send copy of requisition.

Stability: Frozen 28 days. Unsuitable if thawed.

LIS Mnemonic: VITB1 WB

Thiocyanate Level (Do not confuse with Cyanide)

Tube/Specimen: 4.0 mL Gold SST (BD#367977)

Referred Out: In-Common Laboratories

Instructions: Centrifuge at room temperature
Aliquot at least 2.0 mL serum. Keep refrigerated.
Do not accession for non-Nova Scotia Health *Central Zone* Hospitals
Send copy of requisition.

LIS Mnemonic: THIOCY

Thiopurine Metabolites (TPMT Metabolite; Prometheus Thiopurine Metabolites) (Do not confuse with Thiopurine Methyltransferase Phenotyping or Genotype)

Tube/Specimen: 6.0 mL Lavender EDTA (BD#367863)

Referred Out: Mayo Medical Laboratories

Instructions: **Do not centrifuge.**
Do not accession for non-Nova Scotia Health *Central Zone* Hospitals
Send copy of requisition.

Stability: Room temperature for 72 hours, refrigerated for 8 days.

LIS Mnemonic: MISC REF

Thiopurine Methyltransferase: Genotype (TPMT Genotyping) (Do not confuse with Thiopurine Methyltransferase Phenotyping or Thiopurine Metabolite)

Blood Collection: **Collect MONDAY ONLY!!**
Requisition MUST specify "Genotype", otherwise order Thiopurine Methyltransferase: Phenotyping (TPMT).
Notify Referred-out bench at 902-473-7237 that specimen is being collected.
Patients have been directed to arrive at blood collection during the following times:
BLBC: 7-10 am Monday Only
BRBC: 7-10 am Monday Only

Section: Management System\Central Zone\PLM\General\PLM Website\General\Test Catalogue\
Doc#: 19453

Version: 172.0 Current
Effective Date: 2/2/2026
Page 212 of 239

The electronic copy that resides on the document control system is the valid document. Any paper document labeled **Uncontrolled** must be verified against the electronic version prior to use.

Uncontrolled When Printed

PLM Laboratory Test Catalogue

Cobequid: Collected to meet 10 am run Monday Only
Dartmouth: Collected to meet 10 am run Monday Only
Hants: Collected to meet 9:30 am run Monday Only
HICS: 7-10 am Monday Only
SCCS: 7-10 am Monday Only
STMB: Collected to meet 10 am run Monday Only
VGCS: 7-10 am Monday Only
WLBC: Book appointment 7-9 am Monday Only

Tube/Specimen: 4.0 mL Lavender EDTA (BD#367861)
 Referred Out: In-Common Laboratories
 Instructions: **Do not centrifuge.**
 Send copy of requisition.
 Stability: Specimen must be received at the referral lab within 7 days of collection.
 LIS Mnemonic: MISC REF

Thiopurine Methyltransferase: Phenotyping (TPMT Phenotyping)

(Do not confuse with Thiopurine Methyltransferase Genotype or
 Thiopurine Metabolite)

Blood Collection: **Collect MONDAY ONLY!!**
 Notify Referred-out bench prior to collection at 902-473-7237; leave a message if necessary.
 Patients have been directed to arrive at blood collection during the following times:
BLBC: 7-10 am Monday Only
BRBC: 7-10 am Monday Only
Cobequid: Collected to meet 10 am run Monday Only
Dartmouth: Collected to meet 10 am run Monday Only
Hants: Collected to meet 9:30 am run Monday Only
HICS: 7-10 am Monday Only
SCCS: 7-10 am Monday Only
STMB: Collected to meet 10 am run Monday Only
VGCS: 7-10 am Monday Only
WLBC: Book appointment 7-9 am Monday Only

Tube/Specimen: 4.0 mL Lavender EDTA (BD#367861) (6.0 mL Lavender EDTA (BD#367863) is acceptable.)
 Referred Out: In-Common Laboratories
 Instructions: A separate lavender topped EDTA tube should be collected for CBC testing.
Do not centrifuge.
Do not freeze! Keep refrigerated.
 Send specimen in original container; do not transfer to polypropylene transfer vial.
 Tubes with multiple overlaying labels or tubes and caps wrapped with parafilm will be rejected.
 The specimen must be accompanied by a hemoglobin (included in CBC result) result determined on the same collection day.
 TPMT phenotyping (enzyme activity) must be measured prior to RBC transfusion to avoid false indication.
 TPMT phenotyping (enzyme activity) should be ordered prior to starting a thiopurine drug or discontinuing the drug at least 48 hours.
 Do not accession for non-Nova Scotia Health Central Zone Hospitals
 Send copy of requisition.

LIS Mnemonic: TPMT

Thioridazine Level

Tube/Specimen: 6.0 mL Plain Red Top, no gel separator (BD#367815)
Section: Management System\Central Zone\PLM\General\PLM Website\General\Test Catalogue\
Doc#: 19453

Version: 172.0 Current
Effective Date: 2/2/2026
 Page 213 of 239

The electronic copy that resides on the document control system is the valid document. Any paper document labeled **Uncontrolled** must be verified against the electronic version prior to use.
Uncontrolled When Printed


PLM Laboratory Test Catalogue

Referred Out: In-Common Laboratories

Instructions: Centrifuge at room temperature
Aliquot at least 3.0 mL serum into plastic transfer vial. **Freeze at once.**
Send copy of requisition.

LIS Mnemonic: Thioridaz

Thrombin Time

Tube/Specimen:  1.8 mL Light Blue buffered sodium citrate (BD#363080). Must be a full draw.

Requisition: CD0002

Division: Hematopathology - Core

Referrals: Send 2 frozen aliquots of 1.0 mL platelet-poor plasma (see Coagulation Testing under Specimen Collection Information) in polypropylene vials (12x75)

Thrombocythemia see Jak2 gene mutation

Division: Molecular Diagnostics

Thrombopoietin

Tube/Specimen: 4.0 mL Gold SST (BD#367977)

Referred Out: Mayo Medical Laboratories

Instructions: Centrifuge at room temperature.
Aliquot at least 1.0 mL serum. **Freeze.**
Do not accession for non-Nova Scotia Health *Central Zone* Hospitals
Send copy of requisition.

Stability: 30 days frozen.

LIS Mnemonic: FFTPO

Thrombotic Thrombocytopenia Purpura see Adams-13 Testing

Referred Out: London HSC-Victoria Hospital

Thyrocalcitonin see Calcitonin

Division: Clinical Chemistry - Core

Thyroglobulin High Sensitivity

Tube/Specimen: 4.0 mL Gold SST (BD#367977)

Requisition: CD0002

Section: Management System\Central Zone\PLM\General\PLM Website\General\Test Catalogue\
Doc#: 19453

Version: 172.0 Current
Effective Date: 2/2/2026
Page 214 of 239

The electronic copy that resides on the document control system is the valid document. Any paper document labeled **Uncontrolled** must be verified against the electronic version prior to use.

Uncontrolled When Printed

PLM Laboratory Test Catalogue

Division:	Clinical Chemistry - Core
Comments:	Nova Scotia Health Central Zone: Thyroglobulin requests are automatically also assayed for TGAB and TSH. All other Nova Scotia Health Zones: Thyroglobulin requests are automatically also assayed for TGAB.
Shipping:	Separate serum within 5 hours of collection. Prepare two aliquots.
Stability:	Serum stable for 48 hours at room temperature and 72 hours at 2 to 8°C. Prepare two aliquots, freeze and send frozen serum, if longer.
LIS Mnemonic:	TG (3 panel test) (High Sensitivity) [for Nova Scotia Health Central Zone] TG and TGAB referred in (High Sensitivity) [all other Nova Scotia Health Zones]

Thyroglobulin Antibodies

see Anti-Thyroglobulin Antibodies

Division:	Clinical Chemistry - Core
-----------	---------------------------

Thyroid Antibodies

see Anti-Thyroid Peroxidase Antibodies

Division:	Clinical Chemistry - Core
-----------	---------------------------

Thyroid Antibodies

see Anti-Thyroglobulin Antibodies

Division:	Clinical Chemistry - Core
-----------	---------------------------

Thyroid Function Tests

see TSH

Division:	Clinical Chemistry - Core
-----------	---------------------------

Thyroid Receptor Antibody

Tube/Specimen:	4.0 mL Gold SST (BD#367977)
Referred Out:	In-Common Laboratories
Instructions:	Centrifuge at room temperature. Aliquot 1.0 mL serum into plastic transfer vial and freeze. Indicate thyroid status of patient including presence of exophthalmos. Lipemic or hemolyzed specimens are not acceptable. Send copy of requisition.
Stability:	Refrigerated 3 days, frozen 2 months
Alternate Names:	Thyrotropin Binding Inhibitory Ig TBII Thyrotropin Receptor Antibody Long Acting Thyroid Stimulator LATS
LIS Mnemonic:	TRAB

Thyroid Stimulating Hormone

see TSH

Division:	Clinical Chemistry - Core
-----------	---------------------------

Section: Management System\Central Zone\PLM\General\PLM Website\General\Test Catalogue\
Doc#: 19453

Version: 172.0 Current
Effective Date: 2/2/2026
Page 215 of 239

The electronic copy that resides on the document control system is the valid document. Any paper document labeled **Uncontrolled** must be verified against the electronic version prior to use.

Uncontrolled When Printed

PLM Laboratory Test Catalogue

Thyroid Stimulating Immunoglobulin (TSI)

Tube/Specimen: 4.0 mL Gold SST (BD#367977)

Referred Out: In-Common Laboratories

Instructions: Centrifuge at room temperature.
Aliquot 1.0 mL serum into plastic transfer vial. **Freeze at once.**
Send copy of requisition.

LIS Mnemonic: TSIQST

Thyroxine Binding Globulin (TBG)

(Do not confuse with Thyrotropin Binding Inhibitory Ig-TBII)

Tube/Specimen: 4.0 mL Gold SST (BD#367977)

Referred Out: In-Common Laboratories

Instructions: Centrifuge at room temperature.
Aliquot 1.0 mL serum into plastic transfer vial. **Freeze at once.**
Send copy of requisition.

LIS Mnemonic: TBG

Thyroxine, Free

Tube/Specimen: 4.0 mL Gold SST (BD#367977)

Requisition: CD0002

Division: Clinical Chemistry - Core

Shipping: Separate serum within 5 hours of collection. Serum stable for 6 days at 2 to 8°C. Freeze and send frozen serum, if longer.

Alternate Names: T4 Free
Free T4

LIS Mnemonic: FT4
T4 FREE

Tissue Transglutaminase

see Anti-Tissue Transglutaminase

Division: Immunopathology

Tobramycin Level

Tube/Specimen: 6.0 mL Plain Red Top, no gel separator (BD#367815)

Requisition: CD0002

Division: Clinical Chemistry - Core

Section: Management System\Central Zone\PLM\General\PLM Website\General\Test Catalogue\
Doc#: 19453

Version: 172.0 Current
Effective Date: 2/2/2026
Page 216 of 239

The electronic copy that resides on the document control system is the valid document. Any paper document labeled **Uncontrolled** must be verified against the electronic version prior to use.

Uncontrolled When Printed

PLM Laboratory Test Catalogue

Comments: Tobramycin may be administered using 2 dosing strategies:
 If tobramycin is administered once daily (much larger than traditional doses) for patients who have good renal function and have no other exclusions, e.g. Endocarditis, dialysis, surgical prophylaxis, burns (>20%), only pre specimens are required. Take Pre (trough) blood specimen 6 hours before next dose is administered.
 If tobramycin is administered more often (q8 – 12 hours), both pre and post specimens are required. Take Post (peak) blood specimen 30 minutes after completion of intravenous dose or 60 minutes after an intramuscular dose is administered. Take Pre (trough) blood specimen 30 minutes before next dose is administered.
 The time specimen was collected (pre/post) should be indicated on the requisition and tubes.
 For information call the laboratory at 902-473-6886.

Alternate Names: Aminoglycoside Level

LIS Mnemonic: TOB PRE
 TOB POST
 TOB TNS

Tofranil **see Imipramine Level**

Referred Out: In-Common Laboratories

Total Bilirubin **see Bilirubin Total, Plasma**

Division: Clinical Chemistry - Core

Total CO₂, Plasma **see Bicarbonate, plasma**

Division: Clinical Chemistry - Core

Total Eosinophil Count **see Eosinophil Count**

Division: Hematopathology - Core

Total Iron Binding Capacity **see Iron, Plasma**

Division: Clinical Chemistry - Core

Total Protein, Plasma **see Protein Total, Plasma**

Division: Clinical Chemistry - Core

Total VDB **see Bilirubin Total, Plasma**

Division: Clinical Chemistry - Core

Toxocariasis IFA & IHA

Tube/Specimen: 4.0 mL Gold SST (BD#367977)

Requisition: CD0002A/CD0002B

Section: Management System\Central Zone\PLM\General\PLM Website\General\Test Catalogue\
Doc#: 19453

Version: 172.0 Current
Effective Date: 2/2/2026

Page 217 of 239

The electronic copy that resides on the document control system is the valid document. Any paper document labeled **Uncontrolled** must be verified against the electronic version prior to use.

Uncontrolled When Printed

PLM Laboratory Test Catalogue

Division: Virology-Immunology

Instructions: Clinical data should be indicated on the requisition.

Note: This test will be referred out by the laboratory.

LIS Mnemonic: RO TOXOC

Toxoplasmosis

Tube/Specimen: 4.0 mL Gold SST (BD#367977)

Requisition: CD0002A/ CD0002B

Division: Virology-Immunology

Note: Indicate on requisition whether immune status (IgG) or recent infection (IgM) is required.

LIS Mnemonic: TOXOG (IgG)
TOXOM (IgM)

Toxoplasmosis Avidity

Tube/Specimen: 4.0 mL Gold SST (BD#367977)

Requisition: CD0002A/CD0002B

Division: Microbiology-Immunology

Instructions: Clinical data should be indicated on the requisition.

Note: This test will be referred out by the laboratory.

LIS Mnemonic: RO ROSER

Toxoplasmosis PCR

Tube/Specimen: Amniotic Fluid (minimum 1 mL), CSF (minimum 1 mL), 4.0 mL EDTA Lavender stoppered tube (minimum 3 mL), Pleural Fluid (minimum 1 mL), Vitreous Fluid (minimum 1 mL), Bronchio-alveolar lavage (minimum 10 mL), Tissue

Requisition: CD0432/CD0433

Division: Microbiology-Immunology

Instructions: Clinical data should be indicated on the requisition. For amniotic fluid presence of IgM and IgG in the mother must be confirmed first.

Note: This test will be referred out by the laboratory.

LIS Mnemonic: RO ROSER

TP see Protein Total, Plasma

Division: Clinical Chemistry - Core

PLM Laboratory Test Catalogue

TP53 mutation

see Next Generation Sequencing – Myeloid Panel

Division: Molecular Diagnostics

TPMT Genotyping

see Thiopurine Methyltransferase: Genotype

Referred Out: In-Common Laboratories

TPMT Metabolite

see Thiopurine Metabolites

Referred Out: Mayo Medical Laboratories

TPMT Phenotyping

see Thiopurine Methyltransferase: Phenotyping

Referred Out: In-Common Laboratories

TPPA

see Syphilis

Division: Virology-Immunology

Trace Element Panels

Referred Out: In-Common Laboratories

Notes: Trace elements are not offered as a panel – Physicians need to specify individual elements to be tested on the requisition.

Transferrin

Tube/Specimen: 4.0 mL Gold SST (BD#367977)

Requisition: CD0002

Division: Clinical Chemistry - Core

Shipping: Separate serum within 5 hours of collection.

Stability: Serum stable for 3 days at 2 to 8°C. Freeze and send frozen serum, if longer

LIS Mnemonic: TRF

Translocation (11:14)

see BCL1-IGH gene fusion

Division: Molecular Diagnostics

Translocation (14:18)

see BCL2-IGH gene fusion

Division: Molecular Diagnostics

PLM Laboratory Test Catalogue

Translocation (15:17)

see PML-RAR gene fusion

Division: Molecular Diagnostics

Translocation (2:5)

see ALK-NPM gene fusion

Division: Molecular Diagnostics

Translocation (4:11)

see AF4-MLL gene fusion

Division: Molecular Diagnostics

Translocation (8:21)

see AML1-ETO gene fusion

Division: Molecular Diagnostics

Translocation (9:22)

see BCR-ABL gene fusion

Division: Molecular Diagnostics

Trichinellosis

Tube/Specimen: 4.0 mL Gold SST (BD#367977)

Requisition: CD0432/ CD0433

Division: Microbiology-Immunology

Instructions: Clinical data should be indicated on the requisition.

Note: This test will be referred out by the laboratory.

LIS Mnemonic: RO TRICH

Tricyclic Screen (TCA)

Physician must specify name of drug(s)

Triglycerides, Fluids

Tube/Specimen: Miscellaneous Body Fluid: 10.0 mL Body Fluid collected in sterile plastic screw top tubes.

Requisition: CD0002

Division: Clinical Chemistry - Core

Shipping: If sending specimen from outside QEII HSC, transport at room temperature.

LIS Mnemonic: BF TRIG

PLM Laboratory Test Catalogue

Triglycerides, Plasma

Tube/Specimen: 3.5 mL Light Green lithium heparin (BD#367961)
 Requisition: CD0002
 Division: Clinical Chemistry - Core
 Instructions: Patient fasting is at the discretion of the ordering physician and must be indicated on the requisition.
 LIS Mnemonic: TRIG

Triiodothyronine, Free

see T3, Free

Division: Clinical Chemistry - Core

Trimipramine Level

Tube/Specimen: Royal Blue topped Trace Element **SERUM** (BD368380)
 Referred Out: In-Common Laboratories
 Instructions: Centrifuge at room temperature.
 Aliquot serum into plastic transfer vial. **Freeze.**
 Do not accession for non-Nova Scotia Health *Central Zone* Hospitals
 Send copy of requisition.
 Note: Plain red topped tubes and lavender topped EDTA tubes are acceptable. Indicate serum or plasma on aliquot tube.
 LIS Mnemonic: TRIMI

Triptil

see Protriptyline Level

Referred Out: In-Common Laboratories

Tropheryma Whipplei

Tube/Specimen: Whole blood: 4.0 mL Lavender EDTA (BD#367861) (2 mL) or bone marrow: 4.0 mL Lavender EDTA (BD#367861)
 CSF (0.5 mL), biopsy or tissue - frozen at time of collection and shipped on dry ice.
 Requisition: CD0432/CD0433
 Division: Microbiology-Immunology
 Instructions: Clinical data should be indicated on the requisition.
 Note: This test will be referred out by the laboratory.
 LIS Mnemonic: RO ROSER

Troponin T-HS (High Sensitivity), Plasma

Tube/Specimen: 3.5 mL Light Green lithium heparin (BD#367961)

PLM Laboratory Test Catalogue

Requisition: CD0002

Division: Clinical Chemistry – Core

Note: A separate specimen tube is required for Troponin T-HS analysis.
Failure to provide a separate specimen may prolong test turn-around time.

Shipping: Plasma stable for 72 hours at 2 to 8°C. Freeze and send frozen plasma, if longer.

LIS Mnemonic: TROP T HS

Trypanosoma see Hem Microorganism

Division: Hematopathology-Microscopy

Trypanosomiasis

Tube/Specimen: 4.0 mL Gold SST (BD#367977)

Requisition: CD0002A/CD0002B

Division: Microbiology-Immunology

Instructions: Clinical data should be indicated on the requisition including whether American or African Trypanosoma is requested.

Note: This test will be referred out by the laboratory.

LIS Mnemonic: RO TRYP

Tryptase

Tube/Specimen: 4.0 mL Gold SST (BD#367977)
To assess anaphylaxis, collect specimen between 15 to 180 minutes after suspected anaphylactic event.
To assess systemic mastocytosis or mast cell activation syndrome the specimen may be collected at any time.

Referred Out: In-Common Laboratories

Instructions: Centrifuge as soon as possible.
Aliquot 1.0 mL serum into plastic transfer vial.
Send copy of requisition.

Stability: 7 days at 2 to 8°C and 30 days frozen.

LIS Mnemonic: Tryptase

TSH

Tube/Specimen: 4.0 mL Gold SST (BD#367977)

Requisition: CD0002

Division: Clinical Chemistry - Core

Shipping: Separate serum within 5 hours of collection.

Stability: Serum stable for 7 days at 2 to 8°C. Freeze and send frozen serum, if longer.

Section: Management System\Central Zone\PLM\General\PLM Website\General\Test Catalogue\
Doc#: 19453

Version: 172.0 Current
Effective Date: 2/2/2026
Page 222 of 239

The electronic copy that resides on the document control system is the valid document. Any paper document labeled **Uncontrolled** must be verified against the electronic version prior to use.

Uncontrolled When Printed

PLM Laboratory Test Catalogue

Alternate Names: Thyroid Stimulating Hormone

LIS Mnemonic: TSH

TSH Receptor Antibody

see Thyroid Receptor Antibody

Referred Out: In-Common Laboratories

TSI

see Thyroid Stimulating Immunoglobulin

Referred Out: In-Common Laboratories

TTG

see Anti-Tissue Transglutaminase

Division: Immunopathology

TTP Assay

see Adams-13 Testing

Referred Out: London HSC-Victoria Hospital

Tularemia (*Francisella tularensis*)

Tube/Specimen: 4.0 mL Gold SST (BD#367977)

Requisition: CD0002A/CD0002B

Division: Microbiology-Immunology

Instructions: Clinical data should be indicated on the requisition.

Note: This test will be referred out by the laboratory.

LIS Mnemonic: RO ROSER

Tylenol

see Acetaminophen

Division: Clinical Chemistry - Core

Type and Crossmatch

see Type and Screen (ABO/Rh and Antibody Screen)

Division: Transfusion Medicine

Type and Screen (ABO/Rh and Antibody Screen)

Tube/Specimen: 6.0 mL Lavender EDTA (BD#367863)

Requisition: CD0001_05_2019

Division: Transfusion Medicine

Section: Management System\Central Zone\PLM\General\PLM Website\General\Test Catalogue\
Doc#: 19453

Version: 172.0 Current
Effective Date: 2/2/2026
 Page 223 of 239

The electronic copy that resides on the document control system is the valid document. Any paper document labeled **Uncontrolled** must be verified against the electronic version prior to use.

Uncontrolled When Printed

PLM Laboratory Test Catalogue

Instructions:	Indicate on requisition date and time required, the planned procedure, transfusion, and pregnancy history. Send copy of patient's antibody card if patient has known antibodies.
Comments:	NSHA CL-BP-040 Venipuncture for Blood Specimen Collection
Note:	Inpatient Extended Type and Screen protocol testing valid for 21 days unless patient is transfused platelets/red cells then testing valid for 96 hours only. Pre-admission protocol Type and Screen testing valid for crossmatching until 2 days post of scheduled surgical date. NOTE: If date unknown the specimen can be held for a surgery date up to 42 days from the specimen draw date. Outpatient Type and Screen testing valid for 96 hours. Do not send specimens from patients who have not consented to transfusion (i.e. Jehovah Witness).
Alternate Names:	Group and Crossmatch Crossmatch Type and Crossmatch

Unbound Calcium see Ionized Ca

Division: Clinical Chemistry - Core

Urate, 24-Hour Urine

Tube/Specimen:	24-hour urine collection in a plain container.
Requisition:	CD0002
Division:	Clinical Chemistry - Core
Instructions:	pH entire 24 hour collection to >8.0 with 1N NaOH upon receipt; it is not acceptable to add preservative to an aliquot. Specimen required: 4 mL urine aliquot from a pH adjusted and well-mixed collection. Refer to Appendix A for pH adjustment instructions when multiple tests are required from the same 24-hour collection. Record Total Volume of 24-hour urine on both the specimen aliquot and the requisition. Record the 'Original Container Type' on the requisition as Plain, Acid or Sodium Carbonate.
Stability:	Room temperature for 1 hour, 2 to 8°C (preferred) for 7 days (pH>8.0) and frozen for 2 weeks (pH>8.0).
Alternate Names:	Uric Acid Urine
LIS Mnemonic:	U24 URIC ACID U24 URATE

Urea Nitrogen, Plasma see Urea, Plasma

Division: Clinical Chemistry - Core

Urea Nitrogen, Urine see Urea, Urine

Division: Clinical Chemistry - Core

Urea, Fluids

Tube/Specimen:	Submit only one of the following specimens: Dialysate Fluid: 10.0 mL Dialysate Fluid collected in sterile plastic screw top tubes.
----------------	---

Section: Management System\Central Zone\PLM\General\PLM Website\General\Test Catalogue\
Doc#: 19453

Version: 172.0 Current
Effective Date: 2/2/2026
Page 224 of 239

The electronic copy that resides on the document control system is the valid document. Any paper document labeled **Uncontrolled** must be verified against the electronic version prior to use.

Uncontrolled When Printed

PLM Laboratory Test Catalogue

Miscellaneous Body Fluid: 10.0 mL Body Fluid collected in sterile plastic screw top tubes

Requisition: CD0002
Division: Clinical Chemistry - Core
LIS Mnemonic: DF UREA
BF UREA

Urea, Plasma

Tube/Specimen: 3.5 mL Light Green lithium heparin (BD#367961)
Requisition: CD0002
Division: Clinical Chemistry - Core
Alternate Names: BUN
Urea Nitrogen
LIS Mnemonic: UREA

Urea, Random Urine or 24-Hour Urine

Tube/Specimen: Random collection using a mid-stream technique to eliminate bacterial contamination or 24-hour urine collection (preferred) in a plain container.
Requisition: CD0002
Division: Clinical Chemistry - Core
Instructions: Specimen required: 4 mL urine aliquot from well-mixed collection.
Record Total Volume of the 24-hour urine on both the aliquot and the requisition.
Record the 'Original Container Type' on the requisition as Plain, Acid or Sodium Carbonate.
Stability: Room temperature for 1 day, 2 to 8°C (preferred) for 7 days and frozen for 2 weeks.
Alternate Names: Urea Nitrogen, Urine
LIS Mnemonic: U24 UREA
U UREA

Uric Acid, Plasma

Tube/Specimen: 3.5 mL Light Green lithium heparin (BD#367961)
Requisition: CD0002
Division: Clinical Chemistry – Core
Stability: 7 days at 2 to 8°C; 90 days frozen
LIS Mnemonic: URIC
URIC ACID

Uric Acid, Plasma on Ice (Rasburicase protocol)

Section: Management System\Central Zone\PLM\General\PLM Website\General\Test Catalogue\
Doc#: 19453

Version: 172.0 Current
Effective Date: 2/2/2026
Page 225 of 239

The electronic copy that resides on the document control system is the valid document. Any paper document labeled **Uncontrolled** must be verified against the electronic version prior to use.

Uncontrolled When Printed

PLM Laboratory Test Catalogue

Tube/Specimen: **Pre-chilled** 3.5 mL Light Green lithium heparin (BD#367961)
The specimen must be promptly placed on ice and analyzed within 2 hours to prevent ex-vivo metabolism of uric acid by Rasburicase. Deliver to lab within 1 hour of collection to allow for preanalytical processing time.

Requisition: CD0002

Division: Clinical Chemistry - Core

Comments: Rasburicase protocol for Uric Acid is for the determination of uric acid levels in patients treated with Rasburicase. A pre-chilled 3.5 mL Light Green lithium heparin (BD#367961) tube will be collected and promptly placed on ice. The iced specimen and its accompanying requisition will be sent to LCSC to be entered into LIS using the orderable: Uric Acid on Ice. The specimen will be spun in a refrigerated centrifuge; once centrifuged, the labeled tube will be placed back on ice and sent to appropriate laboratory for analysis.

LIS Mnemonic: URIC ACID ON ICE
Uric Acid Rasburicase protocol

Uric Acid, Urine

see Urate, Urine

Division: Clinical Chemistry - Core

Urinalysis (including microscopic examination if required)

Tube/Specimen: 10 to 50 mL random urine collected in sterile plastic screw top container

Requisition: CD0002

Division: Clinical Chemistry - Core

Comments: Urine will be initially examined only for color, clarity, and chemical analysis (by dipstick). Microscopic analysis will only be performed if urine is cloudy, turbid or if chemical analysis demonstrates an abnormality in color, blood, protein, leukocyte esterase or nitrite. Note that only microscopic elements that reach the threshold for reporting will be displayed. Deliver to Laboratory within 2 hours of collection. Keep at room temperature. Urinalysis will be cancelled on specimens that are >8 hours from collection time to the point of analysis.

LIS Mnemonic: UA (Cplt)

Urinary Catecholamines

see Catecholamines, 24 Hour Urine

Division: In-Common Laboratories

Urinary Cross Links

see C-Telopeptide

(Pyridinium Telopeptide and other Peptides)

Referred Out: In-Common Laboratories

Urine HCG, Qualitative

Qualitative urine HCG (urine pregnancy) testing will no longer be offered as of Feb 4, 2019

Uro-1-Synthetase

see Porphobilinogen Deaminase

Referred Out: In-Common Laboratories

PLM Laboratory Test Catalogue

Uroporphyrin, 24-Hour Urine

see Porphyrin Screen, 24-Hour Urine

Referred Out: In-Common Laboratories

V W F

see VonWillebrand Workup

Division: Hematopathology - Coagulation

V W F Activity

see VonWillebrand Workup

Division: Hematopathology - Coagulation

V W F Antigen

see VonWillebrand Workup

Division: Hematopathology - Coagulation

Valproate

Tube/Specimen: 6.0 mL Plain Red Top, no gel separator (BD#367815)

Requisition: CD0002

Division: Clinical Chemistry - Core

Instructions: These determinations can be done on micro specimens; send at least 0.1 mL of serum.

Comments: There is a poor correlation between serum concentration of Valproate and efficacy as an anticonvulsant drug.

Alternate Names: Epival
Depakene

LIS Mnemonic: VAL

Valproic Acid

see Valproate

Division: Clinical Chemistry - Core

Vancomycin Level

Tube/Specimen: 6.0 mL Plain Red Top, no gel separator (BD#367815)

Requisition: CD0002

Division: Clinical Chemistry - Core

Instructions: Take Pre (trough) blood specimen immediately before dose is administered. Take Post (peak) blood specimen 2 hours after dose is administered. The time specimen was collected (pre/post) should be indicated on the requisition and tubes.

Comments: Post (peak) Vancomycin levels are only required in certain circumstances (e.g. changing renal function, poor response to therapy, resistant organism, and pharmacokinetic analysis).
For information call the laboratory at 902-473-6886.

PLM Laboratory Test Catalogue

Alternate Names: Aminoglycoside Level

LIS Mnemonic: VAN PRE
VAN POST
VAN TNS

Variable Number Tandem Repeats (VNTR)

see Chimerism Analysis for BMT

Division: Molecular Diagnostics

Varicella Zoster Immune Status

Tube/Specimen: 4.0 mL Gold SST (BD#367977)

Requisition: CD0002A/CD0002B

Division: Virology-Immunology

Instructions: Requisition must indicate immune status.

Alternate Names: Chicken Pox Titre

LIS Mnemonic: VZI

Varicella Zoster PCR

Tube/Specimen: CSF (0.5 mL sterile specimen), swabs collected in viral transport media, sterile fluids, bronchial wash, tissues

Requisition: CD0432/CD0433

Division: Virology-Immunology

Comments: For CSF: IWK, PEI, Cape Breton, ID (infectious disease) and ICU are automatically approved for testing. All other specimens require a CSF PCR approval form to be filled out. If the specimen is received without the form, it will be faxed to the requesting location by the Microbiology laboratory.

Shipping: CSF: Store at room temperature up to 1 day, 4°C up to 7 days, if longer freeze at -20°C and ship frozen.
All other specimens store at 4°C up to 3 days, if longer freeze at -70°C.

LIS Mnemonic: E BFME (CSF)
E HSVVZ (all other specimens)

Vascular Endothelial Growth Factor

Tube/Specimen: 4.0 mL Lavender EDTA (BD#367861)

Referred Out: In-Common Laboratories

Instructions: Centrifuge and aliquot 1 mL plasma within 4 hours of collection. **Refrigerate or freeze at once.**
Do not accession for non-Nova Scotia Health Central Zone Hospitals
Send copy of requisition.

Stability: Room temperature 4 hours, refrigerate 48 hours, frozen 1 year.

Alternate name: VEGF-D

Section: Management System\Central Zone\PLM\General\PLM Website\General\Test Catalogue\
Doc#: 19453

Version: 172.0 Current
Effective Date: 2/2/2026

Page 228 of 239

The electronic copy that resides on the document control system is the valid document. Any paper document labeled **Uncontrolled** must be verified against the electronic version prior to use.

Uncontrolled When Printed

PLM Laboratory Test Catalogue

LIS Mnemonic: MISC REF

Vasculitis Panel

(ANCA)

(Includes Anti-MPO, Anti-PR3, Anti-GBM)

Tube/Specimen: 4.0 mL Gold SST (BD#367977)

Requisition: CD0002

Division: Microbiology Immunology

Synonyms: ANCA, Anti-Neutrophil Cytoplasmic Antibody, Anti-GBM, Anti-Glomerular Basement Membrane, Anti-MPO, Anti-Myeloperoxidase, Anti-PR3, Anti-Proteinase 3

LIS Mnemonic: Vasc Pnl

Vasoactive Intestinal Polypeptide

(VIP)

Tube/Specimen: 4.0 mL Lavender EDTA (BD#367861). **Patient fasting status is preferred as levels may be increased otherwise.**

Referred Out: In-Common Laboratories

Instructions: Centrifuge and aliquot minimum 1 mL plasma into a plastic vial. **Freeze at once.**
Do not accession for non-Nova Scotia Health *Central Zone* Hospitals
Send copy of requisition.

Stability: Room temperature 4 hours, refrigerated 24 hours, frozen 6 months.

LIS Mnemonic: VIP

Vasopressin

see Copeptin

ADH (Anti-Diuretic Hormone/Vasopressin) testing is no longer available at the QEII laboratory or any of the referral laboratories. Please refer to Copeptin testing as a surrogate for ADH.

VDB

see Bilirubin Direct, Plasma

Division: Clinical Chemistry - Core

VDRL

Tube/Specimen: CSF minimum 200 µL

Requisition: CD0432/CD0433

Division: Virology-Immunology

Comments: For serum specimens see Syphilis Serology

Shipping: Ship at 2 to 8°C up to 2 days, if longer freeze at -70°C.

Section: Management System\Central Zone\PLM\General\PLM Website\General\Test Catalogue\
Doc#: 19453

Version: 172.0 Current
Effective Date: 2/2/2026

Page 229 of 239

The electronic copy that resides on the document control system is the valid document. Any paper document labeled **Uncontrolled** must be verified against the electronic version prior to use.

Uncontrolled When Printed

PLM Laboratory Test Catalogue

LIS Mnemonic: I VDRL

Very Long Chain Fatty Acid

Tube/Specimen: 4.0 mL Lavender EDTA (BD#367861).
Fasting is recommended by the testing site for best results, however not required.

Referred Out: In-Common Laboratories

Instructions: Centrifuge at room temperature
Aliquot 2.0 mL of plasma into plastic vial. **Freeze at once.**
Serum from 4.0 mL Gold SST (BD#367977) tube is acceptable; indicate specimen type on aliquot.
Do not accession for non-Nova Scotia Health *Central Zone* Hospitals
Send copy of requisition.

LIS Mnemonic: VLCFA

VIP see Vasoactive Intestinal Polypeptide

Referred Out: Mayo Medical Laboratories

Viscosity, Serum

Tube/Specimen: 6.0 mL Plain Red Top, no gel separator (BD#367815) **kept at 37°C.**

Referred Out: In-Common Laboratories

Instructions: Send to Esoteric Immunology Laboratory to be processed.
Keep serum cold. **Do not freeze.**
Do not accession for non-Nova Scotia Health *Central Zone* Hospitals

LIS Mnemonic: VISC Serum

Vitamin A Level

Tube/Specimen: 6.0 mL Plain Red Top, no gel separator (BD#367815). **Wrap in foil to protect from light!**

Referred Out: In-Common Laboratories

Instructions: Centrifuge at room temperature.
Aliquot serum, **wrap in tinfoil to protect from light! Freeze!**
Do not accession for non-Nova Scotia Health *Central Zone* Hospitals
Send copy of requisition.

LIS Mnemonic: VIT A RO

Vitamin B1, Whole Blood see Thiamine, Whole Blood

Referred Out: In-Common Laboratories

Vitamin B2 (Riboflavin)

Section: Management System\Central Zone\PLM\General\PLM Website\General\Test Catalogue\
Doc#: 19453

Version: 172.0 Current
Effective Date: 2/2/2026
Page 230 of 239

The electronic copy that resides on the document control system is the valid document. Any paper document labeled **Uncontrolled** must be verified against the electronic version prior to use.
Uncontrolled When Printed

PLM Laboratory Test Catalogue

Tube/Specimen: 4.0 mL Lavender EDTA (BD#367861). **Protect from light!**

Referred Out: In-Common Laboratories

Instructions: Aliquot 2.0 mL of plasma into plastic vial. **Wrap in tinfoil to protect from light! Freeze immediately!**
Do not accession for non-Nova Scotia Health *Central Zone* Hospitals
Send copy of requisition.

LIS Mnemonic: VITB2

Vitamin B3 (Niacin)

Tube/Specimen: 4.0 mL Lavender EDTA (BD#367861). **Wrap in tinfoil within 1 hour of collection to protect from light.**

Referred Out: In-Common Laboratories

Instructions: Centrifuge at room temperature.
Aliquot 2.0 mL of plasma into plastic vial. **Wrap in tinfoil to protect from light! Freeze.**
Do not accession for non-Nova Scotia Health *Central Zone* Hospitals
Send copy of requisition.

Stability: Frozen – 56 days

LIS Mnemonic: NIACIN

Vitamin B6 Level (Pyridoxic Acid)

Tube/Specimen: **Two** 4.0 mL Lavender EDTA (BD#367861). **Wrap in tinfoil immediately to protect from light!**
Note: Specimen must be centrifuged and frozen **within 1 hour of collection.**

Referred Out: In-Common Laboratories

Instructions: Centrifuge at room temperature.
Aliquot 2.0 mL of plasma into plastic vial. **Wrap in tinfoil to protect from light! Freeze.**
Unsuitable for analysis if thawed.
Do not accession for non-Nova Scotia Health *Central Zone* Hospitals
Send copy of requisition.

LIS Mnemonic: Vit B6

Vitamin B12

Tube/Specimen: 4.0 mL Gold SST (BD#367977)

Requisition: CD0002

Division: Clinical Chemistry - Core

Shipping: Separate serum within 5 hours of collection.

Stability: Serum stable at 2 to 8°C for 7 days. Freeze and send frozen serum, if longer.

LIS Mnemonic: B12
VIT B12

Section: Management System\Central Zone\PLM\General\PLM Website\General\Test Catalogue\
Doc#: 19453

Version: 172.0 Current
Effective Date: 2/2/2026
Page 231 of 239

The electronic copy that resides on the document control system is the valid document. Any paper document labeled **Uncontrolled** must be verified against the electronic version prior to use.

Uncontrolled When Printed

PLM Laboratory Test Catalogue

Vitamin C

Tube/Specimen: 6.0 mL Dark Green lithium heparin, no gel separator (BD#367886). **Wrap in tinfoil to protect from light.**

Referred Out: In-Common Laboratories

Instructions: Centrifuge at room temperature
Aliquot 2.0 mL of plasma into plastic vial. **Wrap in tinfoil to protect from light! Freeze at once!**
Do not accession for non-Nova Scotia Health *Central Zone* Hospitals
Send copy of requisition.

Note: Light green topped Lithium Heparin PST tube is acceptable

LIS Mnemonic: VIT C

Vitamin D Level, Serum

(Do not confuse with Vitamin D (1, 25 dihydroxy) Level)

Tube/Specimen: 4.0 mL Gold SST (BD#367977)

Requisition: CD0002

Division: Clinical Chemistry - Core

Comments: Assay measures both D2 and D3

Note: Vitamin D (1, 25 Dihydroxy) Level is a separate procedure that is referred out to In-Common Laboratories.

Stability: Serum is stable for 3 days at room temperature and 12 days at 2 to 8°C. Freeze and send frozen serum, if longer.

Alternate Names: Vitamin D (25 Hydroxy)
25 OH Vitamin D
Calcidiol
Vit D Level
Vit D 25 Level
Vitamin D3

LIS Mnemonic: VIT D 25 LEVEL
VIT D 25OH
VIT D LEVEL

Vitamin D (1, 25-dihydroxy) Level

Tube/Specimen: 4.0 mL Gold SST (BD#367977)

Referred Out: In-Common Laboratories

Instructions: Centrifuge at room temperature.
Aliquot 1.0 mL serum into plastic transfer vial. **Freeze at once!**
Do not accession for non-Nova Scotia Health *Central Zone* Hospitals
Send copy of requisition.

LIS Mnemonic: VIT D 1, 25

Vitamin E Level

Section: Management System\Central Zone\PLM\General\PLM Website\General\Test Catalogue\
Doc#: 19453

Version: 172.0 Current
Effective Date: 2/2/2026
Page 232 of 239

The electronic copy that resides on the document control system is the valid document. Any paper document labeled **Uncontrolled** must be verified against the electronic version prior to use.

Uncontrolled When Printed

PLM Laboratory Test Catalogue

Tube/Specimen: 4.0 mL Gold SST (BD#367977). **Wrap in tinfoil to protect from light.**

Referred Out: In-Common Laboratories

Instructions: Centrifuge at room temperature.
Aliquot 2.0 mL serum into plastic transfer vial. **Protect from light! Freeze at once!**
Do not accession for non-Nova Scotia Health *Central Zone* Hospitals
Send copy of requisition.

LIS Mnemonic: VIT E

VNTR

see Chimerism Analysis for BMT

Division: Molecular Diagnostics

Voltage-gated Calcium Channel Antibody

Tube/Specimen: 4.0 mL Gold SST (BD#367977)

Referred Out: In-Common Laboratories

Instructions: Aliquot at least 1.0 mL serum. **Freeze!**
Do not accession for non-Nova Scotia Health *Central Zone* Hospitals
Send copy of requisition.

LIS Mnemonic: VGCC

Voltage-gated Potassium Channel Antibody (VGKC)

Tube/Specimen: 4.0 mL Gold SST (BD#367977)

Referred Out: In-Common Laboratories

Instructions: Aliquot at least 1.0 mL serum. **Freeze!**
Do not accession for non-Nova Scotia Health *Central Zone* Hospitals
Send copy of requisition.

Stability: Room temperature 4 days; refrigerated at 2 to 8 °C for 7 days and frozen >6 months.

LIS Mnemonic: VGKC

Von Willebrand Disease Genotype

Tube/Specimen: 4.0 mL Lavender EDTA (BD#367861)
Peripheral blood: Preferably 2 tubes, minimum volume 1 mL.
DNA

Requisition: CD0046 or CD2573

Division: Molecular Diagnostics

Instructions: Blood must be kept at 4°C or frozen and must be accompanied by the requisition.
Send specimen to Hematopathology Molecular lab who will refer it out to the National Inherited Bleeding Disorder Genotyping Laboratory at Queen's University.

PLM Laboratory Test Catalogue

Stability: Peripheral blood: 5 days at 4°C or frozen
DNA: 3 months at 4°C or frozen

Alternate Names: VWD genotype

LIS Mnemonic: 2LAVDNA

Von Willebrand Factor Multimer Assay

Tube/Specimen: 2.7 mL Light Blue buffered sodium citrate (BD#363083)

Referred Out: Mayo Medical Laboratories

Instructions: Send specimen and copy of requisition to Hematopathology Coagulation lab for processing.

Comment: Test is not performed at the QEII. Referring hospitals are to send specimens directly to the referral site which performs the test to prevent delay in results.

LIS Mnemonic: VWF Multimer Assay
VonWillebrand Factor Multimer Assay

Von Willebrand Workup

Tube/Specimen: **Three** 2.7 mL Light Blue buffered sodium citrate (BD#363083), must be a full draw

Requisition: CD0002

Division: Hematopathology - Coagulation

Comments: Testing includes VWF Ristocetin Cofactor, VWF Antigen, and Factor VIII.

Referrals: Send 3 frozen aliquots of 1.0 mL platelet-poor plasma (see Coagulation Testing under Specimen Collection Information) in polypropylene vials (12x75).

Alternate Names: VWF
VWF Antigen
VWF Activity

Voriconazole Level

Tube/Specimen: 6.0 mL Dark Green **lithium heparin**, no gel separator (BD#367886)

Requisition: CD0002

Division: Microbiology-Immunology

Instructions: A trough specimen should be drawn into a dark green topped lithium heparin tube.
Minimum 1.0 mL plasma is required.
The specimen can be centrifuged at 4000g for 10 minutes, plasma separated and **shipped frozen if it will not arrive within 24 hours.**
The time specimen was collected (pre) should be indicated on the requisition and tubes.

Note: This test will be referred out by the Microbiology lab.

LIS Mnemonic: RO VORI

Water Deprivation Test

see Anti-Diuretic Hormone

Section: Management System\Central Zone\PLM\General\PLM Website\General\Test Catalogue\
Doc#: 19453

Version: 172.0 Current
Effective Date: 2/2/2026
Page 234 of 239

The electronic copy that resides on the document control system is the valid document. Any paper document labeled **Uncontrolled** must be verified against the electronic version prior to use.

Uncontrolled When Printed

PLM Laboratory Test Catalogue

Referred Out: In-Common Laboratories

WBC see Profile

Division: Hematopathology - Core

WBC Count and Differential, Body Fluid

Tube/Specimen: 4.0 mL Lavender EDTA (BD#367861)

Requisition: CD0002

Division: Hematopathology - Core

Shipping: If sending specimen from outside QEII HSC, transport at room temperature.

West Nile Virus IgM Antibody

Tube/Specimen: 4.0 mL Gold SST (BD#367977)

Requisition: CD0002A/CD0002B

Division: Virology-Immunology

Note: This test will be referred out by the laboratory.

LIS Mnemonic: RO WNV

West Nile Virus PCR

Tube/Specimen: 4.0 mL Lavender EDTA (BD#367861)

Requisition: CD0002A/CD0002B

Division: Virology-Immunology

Note: PCR testing done primarily for the purpose of Donor Screening. For diagnosis, please consult a Microbiologist.

Instructions: Separate plasma by centrifugation at 3000g for 20 minutes. Ship plasma frozen.

LIS Mnemonic: WNV

Western Equine Encephalitis see ARBO Virus

Division: Virology-Immunology

Xylose Absorption Test see D'Xylose Tolerance Test

Zarontin see Ethosuximide Level

Referred Out: In-Common Laboratories

Section: Management System\Central Zone\PLM\General\PLM Website\General\Test Catalogue\
Doc#: 19453

Version: 172.0 Current
Effective Date: 2/2/2026
 Page 235 of 239

The electronic copy that resides on the document control system is the valid document. Any paper document labeled **Uncontrolled** must be verified against the electronic version prior to use.

Uncontrolled When Printed

PLM Laboratory Test Catalogue

Zika Virus PCR

Tube/Specimen: 4.0 mL Gold SST (BD#367977)/Urine collected in a dry sterile container

Requisition: CD0432/ CD0433

Division: Microbiology-Immunology

Required Info: Travel history, travel dates, date of onset and clinical symptoms.
Zika Clinical Information Data Sheet must be completed and submitted with the specimen.

Note: This test will be referred out by the laboratory.
Zika Virus serology (IgM/IgG) no longer available. PCR testing will be performed if criteria for testing met.

LIS Mnemonic: RO ZIKA

Zika Virus Serology

Tube/Specimen: 4.0 mL Gold SST (BD#367977)

Requisition: CD0002A/CD0002B

Division: Microbiology-Immunology

Required Info: Travel history, travel dates, date of onset and clinical symptoms.
Zika Clinical Information Data Sheet must be completed and submitted with the specimen.

Note: This test will be referred out by the laboratory.

LIS Mnemonic: RO ZIKA

Zinc, Plasma

Tube/Specimen: 6.0 mL Royal Blue Trace Element K2 EDTA (BD368381)

Referred Out: In-Common Laboratories

Instructions: **Centrifuge ASAP!**
Aliquot plasma into plastic transfer vial.
Do not accession for non-Nova Scotia Health *Central Zone* Hospitals
Send copy of requisition.

Utilization: Plasma zinc is used for potential nutritional deficiency. Cannot be tested on whole blood.

Stability: Room temperature 14 days, refrigerated 21 days and frozen 3 months.

LIS Mnemonic: Zinc
Zinc Level RO

Zinc Protoporphyrin

(Do not confuse with Free Erythrocyte Protoporphyrin)

Tube/Specimen: 6.0 mL Royal Blue Trace Element K2 EDTA (BD#368381)

Referred Out: In-Common Laboratories

Instructions: **Do Not Centrifuge!**

Section: Management System\Central Zone\PLM\General\PLM Website\General\Test Catalogue\
Doc#: 19453

Version: 172.0 Current
Effective Date: 2/2/2026
Page 236 of 239

The electronic copy that resides on the document control system is the valid document. Any paper document labeled **Uncontrolled** must be verified against the electronic version prior to use.

Uncontrolled When Printed

PLM Laboratory Test Catalogue

Refrigerate.
Do not accession for non-Nova Scotia Health *Central Zone* Hospitals
Send copy of requisition.

Stability: 2 weeks refrigerated.

LIS Mnemonic: ZPP

APPENDIX A

1. 24 hour Urine processing for Calcium, Oxalate, Magnesium, Phosphorous

Step	Action
1.1	Mix specimen by inversion a minimum of ten times.
1.2	Aliquot all tests other than calcium, oxalate, magnesium, phosphorous and uric acid.
1.3	If uric acid is also ordered, divide the specimen into two equal parts. Use one part for the remainder of this procedure and place the other half aside for use with procedure 2.
1.4	Add 25mL of 6N HCl to the collection container. Add half if urine is halved.
1.5	Mix specimen by inversion a minimum of ten times and allow to sit for five minutes.
1.6	Measure urine pH.
1.7	If urine pH is less than or equal to 3, aliquot specimen. If urine pH is greater than 3, add 3 drops 6N HCl (and mix specimen by inversion a minimum of ten times. Measure pH. Repeat this step until a pH of less than 3 has been reached.
1.8	If uric acid is also ordered, proceed to <i>Procedure 2: Processing for Uric Acid</i> , using the other half of the specimen set aside in step 1.3.

2. 24 hour Urine processing for Uric Acid

Step	Action
2.1	Mix specimen by inversion a minimum of ten times.
2.2	Aliquot all tests other than calcium, magnesium, phosphorous, oxalate and uric acid.
2.3	If calcium, magnesium, phosphorous and/or oxalate are also ordered, divide the specimen into two equal parts. Use one part for the remainder of this procedure and place the other half aside for use with <i>Procedure 1: Processing for Calcium, Oxalate, Magnesium, Phosphorous</i> .
2.4	Add 25mL of 1N NaOH to the collection container. Add half if urine is halved.
2.5	Mix specimen by inversion a minimum of ten times and allow to sit for five minutes.
2.6	Measure urine pH.
2.7	If urine pH is greater than or equal to 8, aliquot specimen. If urine pH is less than 8, add 3 drops 1N NaOH and mix specimen by inversion a minimum of ten times. Measure pH. Repeat this step until a pH of greater than 8 has been reached.
2.8	If calcium, magnesium, phosphorous and/or oxalate are also ordered, proceed to <i>Procedure 1: Processing for Calcium, Oxalate, Magnesium, Phosphorous</i> , using the other half of the specimen set aside in step 2.3.

PLM Laboratory Test Catalogue

3. 24 hour Urine processing for catecholamine, 5-Hydroxyindole acetic acid (5HIAA) and/or Metanephrine

Step	Action	
3.1	Mix specimen by inversion a minimum of ten times.	
3.2	Aliquot specimen.	
3.3	Measure urine pH.	
3.4	If:	Then:
	pH <2	Adjust pH by slowly adding 6N NaOH, one drop at a time, until the pH is between 2 and 4.
	pH >4 <u>and</u> ≤6 <u>and</u> received in original 24-hour acidified container <u>within</u> 8 hours from the end of collection	Adjust pH by adding one drop of 6N HCL until the pH is between 2 and 4. Note: For catecholamine and metanephrine only: If the urine being tested is received in the original plain 24-hour container within 8 hours from the end of the collection time: it is acceptable to adjust the pH.
	pH >4 <u>and</u> ≤6 <u>but</u> received <u>greater</u> than 8 hours from the end of collection	The test will be cancelled automatically by the system upon verification of the pH results.
	pH >6	The test will be cancelled automatically by the system upon verification of the pH results.