

NOVA SCOTIANS ON THE NEED A FAMILY PRACTICE REGISTRY

As of April 1, 2026

As of Apr. 1, there are 61,947 Nova Scotians on the Need a Family Practice Registry.

The last published number was on Mar. 1, when there were 63,221 Nova Scotians on the registry.

By the end of March, the number of Nova Scotians on the registry dropped by 1,274. This number reflects the cumulative result of activity on the registry since its creation, including registrations, attachments to family doctor or nurse practitioner, and other updates to registration status over time.

The percentage of the population on the registry is 5.7%. Nova Scotia Health will next update the registry in early May.

To learn more about the Need a Family Practice Registry, or to register, confirm your registration, update your information, or remove your request, please visit <https://needafamilypractice.nshealth.ca>.

ABOUT THE RESULTS

The Need a Family Practice Registry (NFPR) numbers show a snapshot of what the registry looked like at the exact time the data was collected. The “active” total includes all the activity that has happened on the registry since it started in 2016. Because people can sign up, get connected to a family doctor or nurse practitioner, cancel their request, sign up again, or change their details, the numbers won’t always add up between categories, locations, or reporting periods, since individuals may appear in more than one category within the same month. Each number should be looked at on its own. Any breakdowns shown elsewhere, such as by zone or network, are simply different ways of looking at the group of people who were active on the registry at the time the data was collected.

NOVA SCOTIANS ON THE NEED A FAMILY PRACTICE REGISTRY

As of April, 2026

As of April 1, 2026

61,947

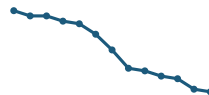
are Active on the Need a Family Practice Registry,

1,274 less than last month

This represents

5.7%

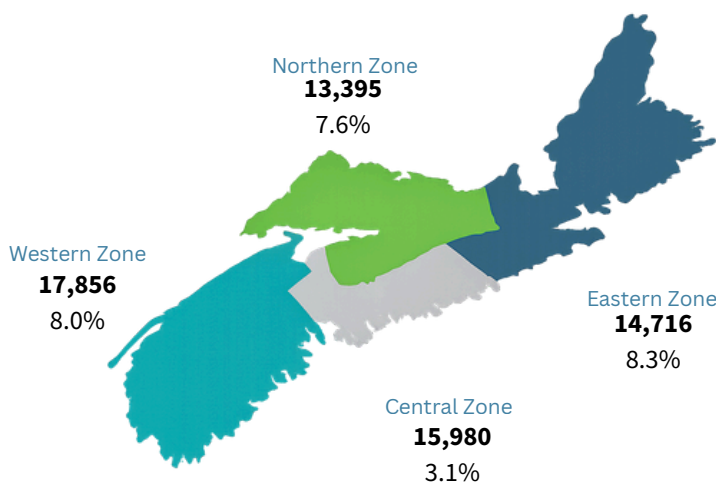
of the Population



Down from 8.8% over the past 12 months



Total volumes and percent of the Active population by Zone, and Network ^[1]



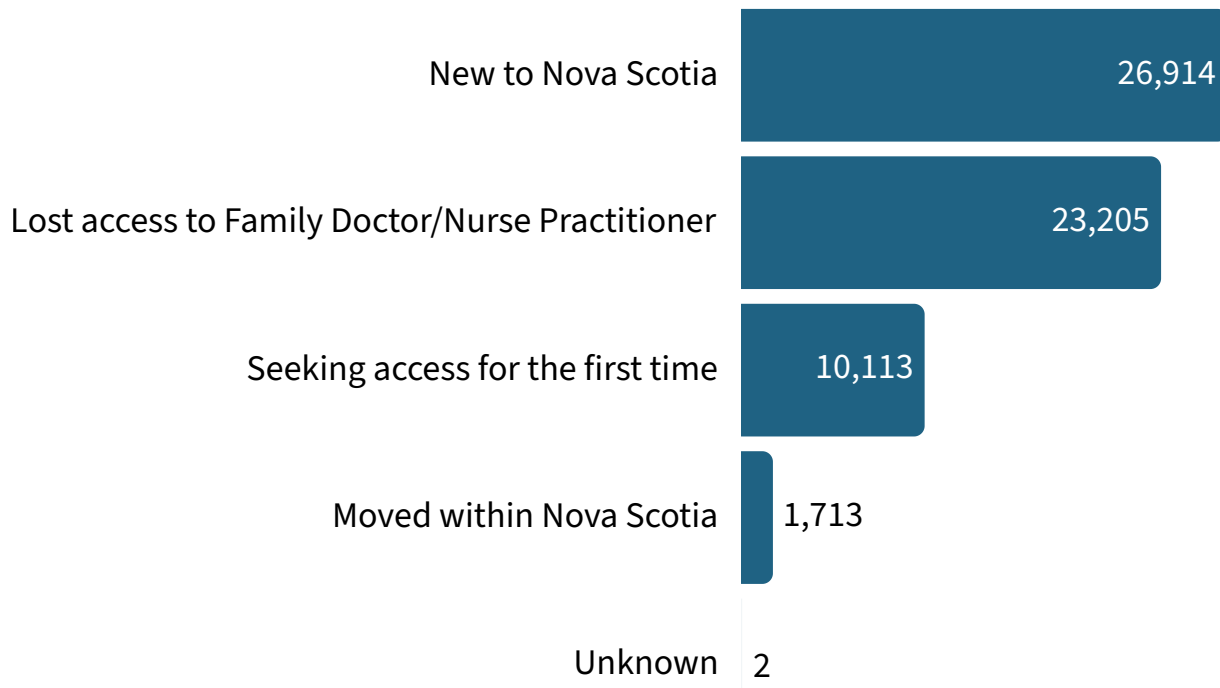
Zone/Network	Total # Active on the NFPR	Previous month	Difference vs Previous Month	% Difference vs Previous Month	Population (2025)	% Population (2025)
Central	15,980	17,216	-1,236	-7.2%	516,219	3.1%
Bedford / Sackville	3,387	5,542	-2,155	-38.9%	129,350	2.6%
Dartmouth / Southeastern	2,317	2,366	-49	-2.1%	134,462	1.7%
Eastern Shore Musquodoboit	408	392	16	4.1%	20,829	2.0%
Halifax Peninsula / Chebucto	8,398	7,469	929	12.4%	205,171	4.1%
West Hants	1,470	1,447	23	1.6%	26,407	5.6%
Eastern	14,716	14,930	-214	-1.4%	177,227	8.3%
Antigonish and Guysborough	2,193	2,225	-32	-1.4%	30,573	7.2%
Cape Breton County	11,503	11,750	-247	-2.1%	110,031	10.5%
Inverness / Victoria / Richmond	1,020	955	65	6.8%	36,623	2.8%
Northern	13,395	12,963	432	3.3%	176,525	7.6%
Colchester East Hants	4,446	4,412	34	0.8%	88,978	5.0%
Cumberland	1,553	1,539	14	0.9%	37,698	4.1%
Pictou County	7,396	7,012	384	5.5%	49,849	14.8%
Western	17,856	18,111	-255	-1.4%	223,274	8.0%
Annapolis and Kings	6,309	6,497	-188	-2.9%	90,185	7.0%
Queens and Lunenburg	6,666	6,580	86	1.3%	68,199	9.8%
Yarmouth / Shelburne / Digby	4,881	5,034	-153	-3.0%	64,890	7.5%

[1] As of March 2025, population stats updated to 2025 release from Statistics Canada.







NOVA SCOTIANS ON THE NEED A FAMILY PRACTICE REGISTRY

As of April, 2026

Total Active Breakdown



Monthly Activity

	New Registrants	2,133		Attached Registrants	6,576
	Returned Registrants	1,933		Resolved Registrants	5,950
	Total Registry Entries	4,066		Attached & Resolved	12,526

Disclaimer: This material is intended for general information only and is provided on an "as is", "where is" basis. Although reasonable efforts were made to confirm the accuracy of the information, Nova Scotia Health does not make any representation or warranty, express, implied or statutory, as to the accuracy, reliability, completeness, applicability or fitness for particular purpose of such information.

NEED A FAMILY PRACTICE REGISTRY: GLOSSARY

Active Registrants:

Registrants who are being actively supported to be attached to a family doctor or nurse practitioner.

New Registrants:

Persons who have newly joined the Need a Family Practice Registry via the request for registration process.

Returned Registrants:

When a person returns to active in the registry and requires further support to be attached to a family doctor or nurse practitioner.

Total Registry Entries:

The sum of all newly active registrants. This number includes both new registrants and returned registrants.

Attached Registrants:

When a person has been attached to a family doctor or nurse practitioner.

Resolved Registrants:

When a person no longer requires support to be attached.

Attached & Resolved:

The sum of all attached and resolved registrants.