

NOVA SCOTIANS ON THE NEED A FAMILY PRACTICE REGISTRY

As of May 1, 2026

As of May 1, there are 60,193 Nova Scotians on the Need a Family Practice Registry.

The last published number was on Apr. 1, when there were 61,947 Nova Scotians on the registry.

By the end of April, the number of Nova Scotians on the registry dropped by 1,754. This number reflects the cumulative result of activity on the registry since its creation, including registrations, attachments to family doctor or nurse practitioner, and other updates to registration status over time.

The percentage of the population on the registry is 5.5%. Nova Scotia Health will next update the registry in early June.

To learn more about the Need a Family Practice Registry, or to register, confirm your registration, update your information, or remove your request, please visit <https://needafamilypractice.nshealth.ca>.

ABOUT THE RESULTS

The Need a Family Practice Registry (NFPR) numbers show a snapshot of what the registry looked like at the exact time the data was collected. The “active” total includes all the activity that has happened on the registry since it started in 2016. Because people can sign up, get connected to a family doctor or nurse practitioner, cancel their request, sign up again, or change their details, the numbers won’t always add up between categories, locations, or reporting periods, since individuals may appear in more than one category within the same month. Each number should be looked at on its own. Any breakdowns shown elsewhere, such as by zone or network, are simply different ways of looking at the group of people who were active on the registry at the time the data was collected.

NOVA SCOTIANS ON THE NEED A FAMILY PRACTICE REGISTRY

As of May, 2026

As of May 1, 2026

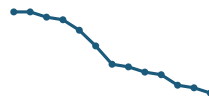
60,193

are Active on the Need a Family Practice Registry,
1,754 less than last month

This represents

5.5%

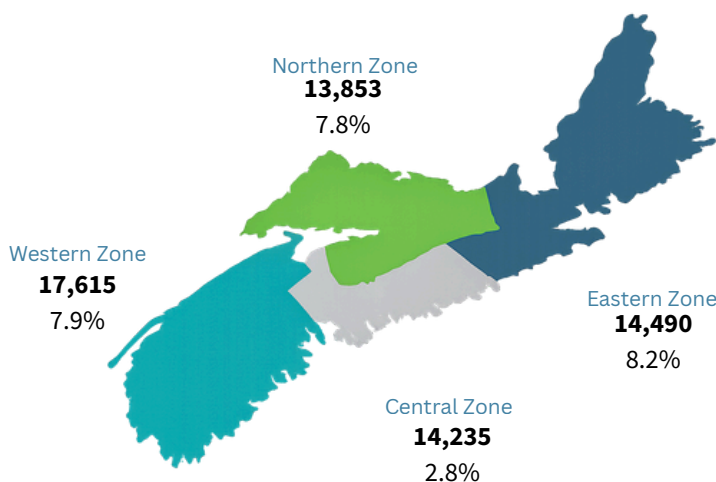
of the Population



Down from 8.6% over
the past 12 months



Total volumes and percent of the Active population by Zone, and Network ^[1]



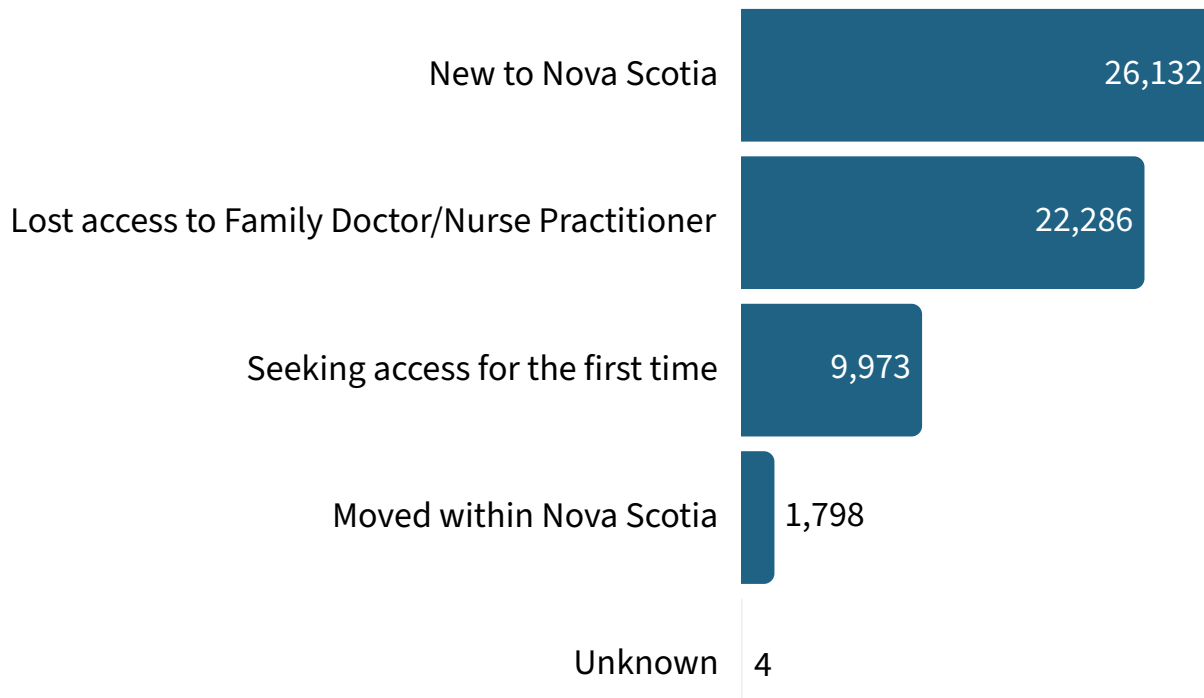
Zone/Network	Total # Active on the NFPR	Previous month	Difference vs Previous Month	% Difference vs Previous Month	Population (2025)	% Population (2025)
Central	14,235	15,980	-1,745	-10.9%	516,219	2.8%
Bedford / Sackville	2,570	3,387	-817	-24.1%	129,350	2.0%
Dartmouth / Southeastern	1,861	2,317	-456	-19.7%	134,462	1.4%
Eastern Shore Musquodoboit	420	408	12	2.9%	20,829	2.0%
Halifax Peninsula / Chebucto	7,892	8,398	-506	-6.0%	205,171	3.8%
West Hants	1,492	1,470	22	1.5%	26,407	5.7%
Eastern	14,490	14,716	-226	-1.5%	177,227	8.2%
Antigonish and Guysborough	2,263	2,193	70	3.2%	30,573	7.4%
Cape Breton County	11,110	11,503	-393	-3.4%	110,031	10.1%
Inverness / Victoria / Richmond	1,117	1,020	97	9.5%	36,623	3.0%
Northern	13,853	13,395	458	3.4%	176,525	7.8%
Colchester East Hants	4,654	4,446	208	4.7%	88,978	5.2%
Cumberland	1,678	1,553	125	8.0%	37,698	4.5%
Pictou County	7,521	7,396	125	1.7%	49,849	15.1%
Western	17,615	17,856	-241	-1.3%	223,274	7.9%
Annapolis and Kings	6,319	6,309	10	0.2%	90,185	7.0%
Queens and Lunenburg	6,438	6,666	-228	-3.4%	68,199	9.4%
Yarmouth / Shelburne / Digby	4,858	4,881	-23	-0.5%	64,890	7.5%

[1] As of March 2025, population stats updated to 2025 release from Statistics Canada.







NOVA SCOTIANS ON THE NEED A FAMILY PRACTICE REGISTRY

As of May, 2026

Total Active Breakdown



Monthly Activity

	New Registrants	1,953		Attached Registrants	6,711
	Returned Registrants	1,732		Resolved Registrants	3,855
	Total Registry Entries	3,685		Attached & Resolved	10,566

Disclaimer: This material is intended for general information only and is provided on an "as is", "where is" basis. Although reasonable efforts were made to confirm the accuracy of the information, Nova Scotia Health does not make any representation or warranty, express, implied or statutory, as to the accuracy, reliability, completeness, applicability or fitness for particular purpose of such information.

NEED A FAMILY PRACTICE REGISTRY: GLOSSARY

Active Registrants:

Registrants who are being actively supported to be attached to a family doctor or nurse practitioner.

New Registrants:

Persons who have newly joined the Need a Family Practice Registry via the request for registration process.

Returned Registrants:

When a person returns to active in the registry and requires further support to be attached to a family doctor or nurse practitioner.

Total Registry Entries:

The sum of all newly active registrants. This number includes both new registrants and returned registrants.

Attached Registrants:

When a person has been attached to a family doctor or nurse practitioner.

Resolved Registrants:

When a person no longer requires support to be attached.

Attached & Resolved:

The sum of all attached and resolved registrants.