

Department of Pathology & Laboratory Medicine  
Central Zone

# Laboratory Test Catalogue

**TABLE OF CONTENTS**

**General Information..... 3**  
 Catalogue Information..... 3  
 Tests Not in Catalogue..... 3  
 Reference Ranges..... 3  
 Specimen Receiving Location..... 3  
**Blood Collection..... 3**  
 Out-Patient Blood Collection Location and Hours of Operation..... 3  
 In-Patient and Clinic Blood Collection..... 3  
**Specimen Collection Information..... 4**  
 Venipuncture Policy..... 4  
 Collection and Handling Instructions..... 4  
 Blood Collection Under Special Circumstances..... 4  
 Transfusion Medicine - Specimen Collection Policy..... 4  
 Requisition Information..... 4  
 Requisitions and Supplies..... 4  
 Specimen Labeling..... 5  
 Frozen Specimens..... 5  
 Transport..... 5  
 Coagulation Testing..... 5  
 Safety..... 6  
**Alphabetical Test Listing..... 7**  
**Appendix A..... 233**

### General Information

#### Catalogue Information

This catalogue is developed by the Department of Pathology and Laboratory Medicine for all of our customers.

The Laboratory Test Catalogue may be viewed at: <http://www.cdha.nshealth.ca/pathology-laboratory-medicine>

While every effort is made to keep the Laboratory Test Catalogue up to date, the electronic copy that resides on the document control system is the valid document. Any paper document labeled **Uncontrolled** must be verified against the electronic version prior to use.

#### Tests Not in Catalogue

Please contact [Bayers Road Blood Collection Service](#) at (902) 454-1661 for information on tests not found in this catalogue. For inquiries outside of regular hours please call Laboratory Reporting and Inquiry at (902) 473-2266.

#### Reference Ranges

Reference values and interpretive information are reported with test results. Inquiries should be directed to (902) 473-2266.

<https://www.cdha.nshealth.ca/system/files/sites/documents/laboratory-test-reference-ranges.pdf>

#### Specimen Receiving Locations

For a list of locations where specimens for Pathology and Laboratory Medicine are received please visit: <http://www.cdha.nshealth.ca/pathology-laboratory-medicine/blood-collection-services/specimen-receiving-locations>

### Blood Collection

#### Out-Patient Blood Collection Locations and Hours of Operation

For a list of Nova Scotia Health-Central Zone outpatient blood collection locations and hours of operation please consult the reverse side of any Pathology and Laboratory Medicine requisition or visit: <http://www.cdha.nshealth.ca/pathology-laboratory-medicine/blood-collection-services/location-hours-outpatient-blood-collection>

#### In-Patient and Clinic Blood Collection

For information related to Nova Scotia Health-Central Zone in-patient and clinic blood collection services please visit:

<http://www.cdha.nshealth.ca/pathology-laboratory-medicine/blood-collection-services/qeii-inpatient-blood-collection-service>

### Specimen Collection Information

#### Venipuncture Policy

The Nova Scotia Health-Central Zone Department of Pathology and Laboratory Medicine Venipuncture Policy can be viewed at:

[NSHA CL-BP-040 Venipuncture for Blood Specimen Collection](#)

#### Collection, Handling and Transport Instructions

The specimens need to be properly collected, processed, packaged, and transported in accordance with laboratory policies and procedures, in a timely manner and under conditions that will not compromise either the integrity of the specimen or patient confidentiality. Transportation must be compliant with the [Transportation of Dangerous Goods \(TDG\) Act](#). Please ensure no patient information is visible when packaging specimens to be transported to the laboratory. Detailed information is included with each test listing.

It is essential that an adequate volume/ quantity of specimen be submitted for analysis. Minimum volume/ quantity information is provided in each catalogue listing whenever applicable.

Hemolyzed or lipemic specimens may alter certain test results and may be rejected.

#### Blood Collection under Special Circumstances

Physicians must complete the following consent form authorizing phlebotomy under special circumstances such as mastectomy, fistula, and blood draws from the foot:

<http://healthforms.cdha.nshealth.ca/sites/default/files/CD2154MR.pdf>

#### Transfusion Medicine - Specimen Collection Policy

The [NSHA CL-BP-040 Venipuncture for Blood Specimen Collection](#) policy and procedure provides specific instructions for collecting specimens for the Transfusion Medicine division of the Department of Pathology and Laboratory Medicine.

#### Requisition Information

A Nova Scotia Health-Central Zone requisition must be submitted with all specimens.

Required formats and information for laboratory requisitions:

<http://www.cdha.nshealth.ca/system/files/sites/116/documents/required-formats-and-information-laboratory-requisitions.pdf>

#### Requisitions and Supplies

A number of different Department of Pathology and Laboratory Medicine requisitions and supplies are available from Nova Scotia Health-Central Zone Customer Service by calling (902) 466-8070. Requisition reference numbers and fax request options can be viewed at:

<http://www.cdha.nshealth.ca/pathology-laboratory-medicine/blood-collection-services/how-obtain-laboratory-requisitions>.

### Specimen Labeling

Required formats and information for labeling laboratory specimens:

<http://www.cdha.nshealth.ca/system/files/sites/116/documents/required-formats-and-information-labeling-laboratory-specimens.pdf>

**All Transfusion Medicine specimens and retrievable specimens for other laboratory divisions that are unlabeled will be rejected.**

When submitting serum or plasma specimen types, indicate the specimen type on the label.

### Frozen Specimens

Specimens need to be frozen if specifically indicated in the Instructions/Shipping requirements. When freezing is indicated, specimens should be frozen as soon as possible. Always freeze specimens in plastic (polypropylene) containers unless instructed otherwise. A frozen specimen may be rejected if received in a thawed state. Ensure frozen specimens are packed in order to maintain the frozen state during transport.

If more than one test is requested on a frozen specimen, split the sample prior to freezing and submit separately.

### Transport

Please see instructions and shipping procedures under test name for specific requirements. Specimens collected at the HI Site should be delivered to HI Specimen Receiving Room 6509A. Specimens collected at VG Site should be delivered to VG Specimen Receiving, Mackenzie Building Room 126. Specimens collected off-site and referred to QEII HSC should be addressed to:

QEII HSC Specimen Receiving, Mackenzie Building, Room 128, 5788 University Avenue  
Halifax, Nova Scotia B3H 1V8

### Coagulation Testing

Coagulation specimens are collected in 0.109M buffered sodium citrate tubes unless stated otherwise under the specific test in the catalogue.

Citrate tubes must be:

- completely filled or will be rejected.
- sent to the laboratory as soon as possible after collection as testing is time sensitive.
- transported at room temperature and cannot be packaged on ice or in the same container as other specimens on ice (rejected if received with ice)

Referral testing not in primary tube:

- Specimens must be double spun at centrifuge parameters that are validated for platelet poor plasma by following the steps below:

1. After centrifuging the primary container transfer all plasma into a secondary aliquot tube with the exception of a small layer near the buffy coat (5 mm of plasma).
2. Centrifuge the secondary container and then aliquot 1 ml of the platelet poor plasma into each of the required number of labeled polypropylene aliquot tubes (required number of aliquots is listed under each assay). Do not pipette or disturb the bottom 2 to 5 mm of plasma in the secondary container.
3. Freeze and send on dry ice so no thawing occurs during transport (rejected if received thawed).

## PLM Laboratory Test Catalogue

### Safety

All patients at Nova Scotia Health are cared for using Routine Practices. All blood specimens and body fluids are considered potentially infectious and therefore additional precautions should be used for all specimens at all times.

All specimens referred to Nova Scotia Health-Central Zone from outside sources should be packaged and transported to the laboratory under conditions that comply with Workplace Hazardous Materials Information System (WHMIS) and Transportation of Dangerous Goods (TDG) Regulations. The TDG in its Regulations has listed organisms/diseases for which special packaging and labeling must be applied (ex: infectious substances).

All specimens should be properly sealed prior to being transported. Leaking containers pose a health hazard. Do not submit needles attached to syringes.


Nova Scotia Health adheres to the following:

[WHMIS Act and Regulations](#)

[TDG Act and Regulations](#)

Nova Scotia Health - Central Zone - Laboratory Test Catalogue

For information on laboratory tests not listed in this catalogue please contact Laboratory Reporting and Inquiry at (902) 473-2266.

 Indicates inpatient specimens may be collected in a small volume (2.0 mL) tube. Where applicable, please refer to the Tube/Specimen information for the tube type required.

---

**17 Beta Estradiol** **see Estradiol**

Division: Clinical Chemistry – Core

---

**50 % Correction** **see PT 50% Mix or PTT 50% Mix**

Division: Hematopathology – Coagulation

---

**11-Deoxycortisol Serum Compound “S”**

Tube/Specimen: Gold Stoppered 5.0 mL SST

Referred Out: In-Common Laboratories

Instructions: Centrifuge at room temperature. Aliquot 1.0 mL serum into plastic vial. **Freeze** at once. Send copy of requisition.

LIS Mnemonic: 11-Deoxy

---

**1, 25 Dihydroxycholecalciferol** **see Vitamin D (1, 25-Dihydroxy) Level**

Referred Out: In-Common Laboratories

---

**10, 11 Epoxide** **see Carbamazepine-10, 11 Epoxide**

Referred Out: In-Common Laboratories

---

**72 hour Fecal Fat** **see Fat, Fecal**

Referred Out: In-Common Laboratories

---

**5HIAA, 24-Hour Urine**

Tube/Specimen: 24-hour urine collected in a container with 25 mL 6N HCL.

Referred Out: In-Common Laboratories

Instructions: Specimen required: 10 mL urine aliquot of well-mixed collection.  
The patient must have a diet free of avocados, bananas, tomatoes, plums, eggplant, hickory nuts, pineapple and mollusks for 2 days prior to

Section: Management System\PLM\General\PLM Website\General\Test Catalogue\  
Doc#: 19453

Version: 160.0 Current  
Effective Date: 9/6/2023

Page 7 of 234

The electronic copy that resides on the document control system is the valid document. Any paper document labeled **Uncontrolled** must be verified against the electronic version prior to use.

**Uncontrolled When Printed**

## PLM Laboratory Test Catalogue

and during collection. Patients should be off all medications for 3 days if possible.  
 Record Total Volume of 24 hour urine on both the aliquot and the requisition.  
 Record the 'Original Container Type' on the requisition as Plain, Acid or Sodium Carbonate.  
 Send copy of requisition.

Refer to Appendix A for pH adjustment instructions.

Stability: 2 to 8°C (preferred) for 1 month and frozen for 90 days.

LIS Mnemonic: 5HIAA

### 21 Hydroxylase see Adrenal Antibody

Referred Out: In-Common Laboratories

### 17 Hydroxyprogesterone (17 Alpha Hydroxyprogesterone)

Tube/Specimen: Gold Stoppered 5.0 mL SST

Referred Out: In-Common Laboratories

Instructions: Centrifuge at room temperature. Aliquot 1.0 mL serum into plastic vial. **Freeze** at once.  
 Specimen may be thawed and refrozen once.  
 Send copy of requisition.

LIS Mnemonic: 17OH Prog

### 18S see Mycology (18S)

Referred Out: The Hospital for Sick Children

### AAA see Adrenal Antibody

Referred Out: In-Common Laboratories

### AAT see Alpha-1-Anti-Trypsin

Division: Clinical Chemistry - Core

### ABL kinase domain mutation see Next Generation Sequencing-Myeloid Panel

Division: Molecular Diagnostics

### ABO Antibody Titre

Tube/Specimen: Lavender Stoppered 6.0 mL EDTA x 2 tubes (BD# 367863)

Requisition: CD0001\_05\_2019

Division: Transfusion Medicine

**Section:** Management System\PLM\General\PLM Website\General\Test Catalogue\  
**Doc#:** 19453

**Version:** 160.0 Current  
**Effective Date:** 9/6/2023  
 Page 8 of 234

The electronic copy that resides on the document control system is the valid document. Any paper document labeled **Uncontrolled** must be verified against the electronic version prior to use.

**Uncontrolled When Printed**



## PLM Laboratory Test Catalogue

Instructions: Indicate on requisition if patient is undergoing pheresis and whether pre or post.

Comments: NSHA CL-BP-040 Venipuncture for Blood Specimen Collection

Alternate Names: Anti A/Anti B Titre  
Isohemagglutinin Titre

### ABO Group and Rh Type

Tube/Specimen: Lavender stoppered 6.0 mL EDTA (BD# 367863)

Requisition: CD0001\_05\_2019

Division: Transfusion Medicine

Instructions: For medical purposes only

Comments: NSHA CL-BP-040 Venipuncture for Blood Specimen Collection

Note: Specimens for pre and post-natal investigation are sent to IWK Health Centre.

Alternate Names: Blood Group and Rh Type  
Group and Type

### Absolute Neutrophil Count

Division: Hematopathology – Core

Alternate Names: ANC

### AC Blood Sugar see Glucose AC, Plasma

Division: Clinical Chemistry - Core

### ACA see Anti-Cardiac Muscle Antibody

Division: Immunopathology

### ACE see Angiotensin Converting Enzyme, Plasma

Division: Clinical Chemistry - Core

### Acetaminophen

Tube/Specimen: Plain Red Tube 6 or 10 mL

Requisition: CD0002

Division: Clinical Chemistry- Core

Alternate Names: Tylenol

LIS Mnemonic: ACET

Section: Management System\PLM\General\PLM Website\General\Test Catalogue\  
Doc#: 19453

Version: 160.0 Current  
Effective Date: 9/6/2023  
Page 9 of 234

The electronic copy that resides on the document control system is the valid document. Any paper document labeled **Uncontrolled** must be verified against the electronic version prior to use.

**Uncontrolled When Printed**

---

**Acetylcholine Receptor Antibodies**

**(Do not confuse with Ganglionic Acetylcholine Receptor Antibody)**

Tube/Specimen: Gold Stoppered 5.0 mL SST

Referred Out: In-Common Laboratories

Instructions: Centrifuge at room temperature. Aliquot 1.0 mL serum into plastic vial. **Freeze at once.**  
Do not accession for non-Nova Scotia Health *Central Zone* Hospitals.  
Send copy of requisition.

LIS Mnemonic: ACRAB

---

**Acetylcholinesterase, Plasma**

Tube/Specimen: Light Green 4.5 mL Lithium heparin and gel for plasma separation

Requisition: CD0002

Division: Clinical Chemistry - Core

Alternate Names: Cholinesterase  
Pseudo Cholinesterase

LIS Mnemonic: CHE

---

**Acetylsalicylic Acid**

**see Salicylates**

Division: Clinical Chemistry - Core

---

**Acid Mucopolysaccharide Screen**

**see Mucopolysaccharide Screen**

Referred Out: In-Common Laboratories

---

**ACMA**

**see Anti-Cardiac Muscle Antibody**

Division: Immunopathology

---

**ACTH**

Tube/Specimen: Plastic Lavender Stoppered (EDTA) 4mL on ice

Requisition: CD0002

Division: Clinical Chemistry - Core

Instructions: Collect in plastic pre-chilled tubes and keep on ice.

Shipping: Separate at 4°C. Transfer 1.0 mL plasma to pre-chilled plastic tube using a plastic pipette.  
Freeze immediately and send frozen. Thawed specimens are unacceptable.

Alternate Names: Adrenocorticotrophic Hormone

LIS Mnemonic: ACTH

---

**Section:** Management System\PLM\General\PLM Website\General\Test Catalogue\  
**Doc#:** 19453

**Version:** 160.0 Current  
**Effective Date:** 9/6/2023

Page 10 of 234

The electronic copy that resides on the document control system is the valid document. Any paper document labeled **Uncontrolled** must be verified against the electronic version prior to use.

**Uncontrolled When Printed**

---

**Acute Intermittent Porphyrria gene mutation**

Tube/Specimen: 4.0 mL EDTA Lavender stoppered tube  
 Peripheral blood: 1 tube, minimum volume 1 mL. Stability – 14 days at 4°C.  
 Bone marrow: 1 tube, minimum volume 1 mL. Stability – 14 days at 4°C.  
 Tissue: Send in saline at 4°C, or frozen on dry ice. Stability – 12 hours in saline at 4°C, or 7 days frozen. Alternatively, send fixed tissue in paraffin block.  
 DNA: Stability – 3 months at 4°C or frozen.

Requisition: CD0046 or CD2573

Division: Molecular Diagnostics

Instructions: Blood/bone marrow must be kept at 4°C, accompanied by requisition.  
 Any specimen referred from outside of Nova Scotia Health Central Zone must also be accompanied by a printout of the CBC results, as it is important to know the white blood cell count prior to extracting the DNA.  
 If multiple Molecular Diagnostics tests are ordered, only 2 tubes of peripheral blood or 1 tube of bone marrow are necessary.

Alternate Names: AIP gene  
 PBGD gene  
 Porphyrria gene mutation  
 HMBS  
 Hydroxymethylbilane Synthase gene

LIS Mnemonic: PBGD gene

---

**Adams 13 Genetics Mutation**

**contact Hematology Coagulation lab for more information**

---

**Adams 13 Test Activity**

**(Do not confuse with Adams 13 Genetics Mutation Testing)**

Tube/Specimen: Two 4.5 mL Sodium Citrate (light blue)

Referred Out: Mayo Medical Laboratories

Instructions: Send to Esoteric Coagulation Lab for processing.

Comment: Test is not performed at the QEII. Referring hospitals are to send specimens directly to the referral site which performs the test to prevent delay in results.

LIS Mnemonic: MISC HEM

---

**ADH**

**see Copeptin**

ADH (Anti-Diuretic Hormone) testing is no longer available at the QEII laboratory or any of the referral laboratories. Please refer to Copeptin testing as a surrogate for ADH.

---

**Adrenal Antibody**

Tube/Specimen: Gold Stoppered 5.0 mL SST

Referred Out: In-Common Laboratories

Instructions: Centrifuge at room temperature. Aliquot at least 1.0 mL serum into plastic vial. **Freeze at once.**

**Section:** Management System\PLM\General\PLM Website\General\Test Catalogue\  
**Doc#:** 19453

**Version:** 160.0 Current  
**Effective Date:** 9/6/2023

Page 11 of 234

The electronic copy that resides on the document control system is the valid document. Any paper document labeled **Uncontrolled** must be verified against the electronic version prior to use.

**Uncontrolled When Printed**

## PLM Laboratory Test Catalogue

Send copy of requisition.

LIS Mnemonic: ADRAB

### **Adrenaline** see Catecholamines, Total Plasma

Referred Out: In-Common Laboratories

### **Adrenocorticotrophic Hormone** see ACTH

Division: Clinical Chemistry - Core

### **AEMA** see Endomysial Antibody

Division: Immunopathology

### **AF4-MLL gene fusion**

Tube/Specimen: 4.0 mL EDTA Lavender stoppered tube(s)  
 Peripheral blood: Preferably 2 tubes, minimum volume 1 mL. Stability – 14 days at 4°C  
 Bone Marrow: 1 tube, minimum volume 1 mL. Stability – 14 days at 4°C  
 Tissue: Send in saline at 4°C, or frozen on dry ice. Stability – 12 hours in saline at 4°C, or 7 days frozen  
 RNA: Stability – 3 months frozen.

Requisition: CD0046 or CD2573

Division: Molecular Diagnostics

Instructions: Blood/bone marrow must be kept at 4°C, accompanied by requisition.  
 If multiple Molecular Diagnostics tests are ordered, only 2 tubes of peripheral blood or 1 tube of bone marrow are necessary.

Alternate Names: Translocation (4; 11)  
 t(4;11)

LIS Mnemonic: 2LAVDNA

### **AFP**

Tube/Specimen: Gold Stoppered 5.0 mL SST

Requisition: CD0002

Division: Clinical Chemistry – Core

Shipping: Separate serum within 5 hours of collection. Serum stable for 7 days at 2 to 8°C. Freeze and send 1.0 mL frozen serum, if longer.

Alternate Names: Alpha Fetoprotein

LIS Mnemonic: AFP

### **Aids Test** see HIV-1/HIV-2

Division: Virology-Immunology

**Section:** Management System\PLM\General\PLM Website\General\Test Catalogue\  
**Doc#:** 19453

**Version:** 160.0 Current  
**Effective Date:** 9/6/2023

Page 12 of 234

The electronic copy that resides on the document control system is the valid document. Any paper document labeled **Uncontrolled** must be verified against the electronic version prior to use.

**Uncontrolled When Printed**

## PLM Laboratory Test Catalogue

---

### ALA, random urine

see Porphyrin Precursors, random urine

Referred Out: In-Common Laboratories

---

### ALA Dehydratase

see Porphobilinogen Deaminase

Referred Out: In-Common Laboratories

---

### Alanine Aminotransferase, Plasma

see ALT, Plasma

Division: Clinical Chemistry - Core

---

### Albumin, Fluid

Tube/Specimen: 10.0 mL Body Fluid collected in sterile plastic screw top tubes

Requisition: CD0002

Division: Clinical Chemistry - Core

Shipping: If sending specimen from outside QEII HSC, transport at room temperature.

LIS Mnemonic: BF ALB

---

### Albumin, Plasma

Tube/Specimen: Light Green 4.5 mL Lithium heparin and gel for plasma separation

Requisition: CD0002

Division: Clinical Chemistry – Core

LIS Mnemonic: ALB

---

### Albumin, Random Urine or 24-Hour Urine

Tube/Specimen: Random collection (preferred) using a mid-stream technique to eliminate bacterial contamination or 24-hour urine collection in a plain container.

Requisition: CD0002

Division: Clinical Chemistry - Core

Instructions: Specimen required: 4 mL urine aliquot from well-mixed collection.  
Record the 'Original Container Type' on the requisition as Plain, Acid or Sodium Carbonate.  
Record the Total Volume of the 24-hour urine on both the specimen aliquot and the requisition.

Stability: Room temperature for 1 day, 2 to 8°C (preferred) for 7 days and frozen for 14 days.

Alternate Names: U ACR  
Albumin/Creatinine Ratio  
Microalbumin, Urine

Section: Management System\PLM\General\PLM Website\General\Test Catalogue\  
Doc#: 19453

Version: 160.0 Current  
Effective Date: 9/6/2023

Page 13 of 234

The electronic copy that resides on the document control system is the valid document. Any paper document labeled **Uncontrolled** must be verified against the electronic version prior to use.

**Uncontrolled When Printed**

## PLM Laboratory Test Catalogue

LIS Mnemonics: U ACR  
U24 ALB

### Alcohol, Serum

Tube/Specimen: Plain Red Tube 6 or 10 mL  
 Requisition: CD0002  
 Division: Clinical Chemistry - Core  
 Instructions: Use non-alcoholic solutions such as peroxidase, saline or warm water to clean venipuncture site. Do not use alcohol preparations.  
 Alternate Names: Ethanol  
Ethyl Alcohol  
ETOH  
 LIS Mnemonic: ALC

### Aldosterone/Renin Activity Ratio, Plasma

Tube/Specimen: Two lavender topped EDTA tubes. Indicate on requisition patient's position during collection; upright or lying down (supine).  
 Referred Out: In-Common Laboratories  
 Instructions: Centrifuge at room temperature within 4 hours of collection; aliquot two 1.0 mL quantities of plasma and **freeze**.  
Do not accession for non-Nova Scotia Health *Central Zone* Hospitals.  
As of July 19, 2022 all Aldosterone and/or Renin requests will be ordered as Aldosterone/Renin Activity Ratio.  
Send copy of requisition.  
 Stability: Room temperature for 24 hours, 2 to 8°C for 24 hours and frozen for 28 days.  
 LIS Mnemonic: ARRATIO

### Aldosterone, 24-Hour Urine

Tube/Specimen: 24-hour urine collected in plain 24 hour urine bottle  
 Referred Out: In-Common Laboratories  
 Instructions: Specimen required: 10 mL urine aliquot from well-mixed collection.  
Record the 'Original Container Type' on the requisition as Plain, Acid or Sodium Carbonate.  
Record Total Volume of the 24-hour urine on both the aliquot and requisition.  
Identify drugs administered within 2 weeks as some drugs have a low cross-reactivity in this assay.  
 Comments: Samples with Boric Acid are acceptable.  
Do not accession for non-Nova Scotia Health *Central Zone* Hospitals.  
Send copy of requisition.  
 Stability: Room temperature for 2 days, 2 to 8°C (preferred) for 10 days and frozen for 3 weeks.  
 LIS Mnemonic: ALDOS U

### ALK

see Alkaline Phosphatase, Plasma

Division: Clinical Chemistry - Core

Section: Management System\PLM\General\PLM Website\General\Test Catalogue\  
 Doc#: 19453

Version: 160.0 Current

Effective Date: 9/6/2023

Page 14 of 234

The electronic copy that resides on the document control system is the valid document. Any paper document labeled **Uncontrolled** must be verified against the electronic version prior to use.

Uncontrolled When Printed

---

**ALK-NPM gene fusion**

Tube/Specimen: 4.0 mL EDTA Lavender stoppered tube(s)  
 Peripheral blood: Preferably 2 tubes, minimum volume 1 mL. Stability – 14 days at 4°C  
 Bone marrow: 1 tube, minimum volume 1 mL. Stability – 14 days at 4°C  
 Tissue: Send in saline at 4°C, or frozen on dry ice. Stability – 12 hours in saline at 4°C, or 7 days frozen  
 RNA: Stability – 3 months frozen.

Requisition: CD0046 or CD2573

Division: Molecular Diagnostics

Instructions: Blood/bone marrow must be kept at 4°C, accompanied by requisition.  
 If multiple Molecular Diagnostics tests are ordered, only 2 tubes of peripheral blood or 1 tube of bone marrow are necessary.

Alternate Names: Translocation (2;5)  
 t(2;5)

LIS Mnemonic: 2LAVDNA

---

**ALK PHOS**

see Alkaline Phosphatase, Plasma

Division: Clinical Chemistry – Core

---

**Alkaline Phosphatase, Bone**

see Bone Alkaline Phosphatase

Referred Out: Mayo Medical Laboratories

---

**Alkaline Phosphatase, Isoenzyme**

(Do not confuse with Bone Alkaline Phosphatase)

Tube/Specimen: One gold topped SST tubes

Referred Out: In-Common Laboratories

Instructions: Centrifuge and aliquot 1.0 mL serum into a plastic vial. **Freeze.**  
 Do not accession for non-Nova Scotia Health *Central Zone* Hospitals.  
 Send copy of requisition.

LIS Mnemonic: ALPISO

---

**Alkaline Phosphatase, Plasma**

Tube/Specimen: Light Green 4.5 mL Lithium heparin and gel for plasma separation

Requisition: CD0002

Division: Clinical Chemistry - Core

Alternate Names: ALP  
 ALK  
 ALK PHOS  
 Phosphatase, Alkaline

LIS Mnemonic: ALP

**Section:** Management System\PLM\General\PLM Website\General\Test Catalogue\  
**Doc#:** 19453

**Version:** 160.0 Current

**Effective Date:** 9/6/2023

Page 15 of 234

The electronic copy that resides on the document control system is the valid document. Any paper document labeled **Uncontrolled** must be verified against the electronic version prior to use.

**Uncontrolled When Printed**

## PLM Laboratory Test Catalogue

---

**ALP** **see Alkaline Phosphatase, Plasma**

Division: Clinical Chemistry - Core

---

**Alpha Fetoprotein** **see AFP**

Division: Clinical Chemistry - Core

---

**Alpha Galactosidase, Whole Blood**

Tube/Specimen: One 6 mL green topped Sodium or Lithium heparin tube, no gel separator  
Collect only Monday to Wednesday before noon.  
Contact Referred Out at 902-473-7237 before collection.

Referred Out: Hospital for Sick Children, Metabolic Diseases Laboratory

Instructions: **Do Not Centrifuge.**  
Do not accession for non-Nova Scotia Health *Central Zone* Hospitals.  
Ship at room temperature same day of collection. **Time Sensitive.**

LIS Mnemonic: MISC REF

---

**Alpha Thalassemia, DNA Testing**

Tube/Specimen: Three lavender topped EDTA tubes

Referred Out: McMaster University Medical Centre

Instructions: **Do Not Centrifuge.**  
Ship at room temperature.

LIS Mnemonic: MISC HEM

---

**Alpha Thalassemia Screen** **see Hemoglobin Electrophoresis**

Division: Hematopathology - Immunology

---

**Alpha Tocopherol** **see Vitamin E Level**

Referred Out: In-Common Laboratories

---

**Alpha-1-Acid Glycoprotein**  
**(Do not confuse with Alpha Glycoprotein Subunit)**

Tube/Specimen: Gold topped SST tube

Referred Out: In-Common Laboratories

Instructions: Centrifuge at room temperature. Aliquot 1.0 mL serum into a plastic vial and **freeze**.  
Send copy of requisition.

LIS Mnemonic: A1AGP

---

Section: Management System\PLM\General\PLM Website\General\Test Catalogue\  
Doc#: 19453

Version: 160.0 Current  
Effective Date: 9/6/2023

Page 16 of 234

The electronic copy that resides on the document control system is the valid document. Any paper document labeled **Uncontrolled** must be verified against the electronic version prior to use.

**Uncontrolled When Printed**



---

### Alpha-1-AntiTrypsin

Tube/Specimen: Gold Stoppered 5.0 mL SST  
 Requisition: CD0002  
 Division: Clinical Chemistry - Core  
 Shipping: Separate serum within 5 hours of collection. Serum stable for 48 hours at 2 to 8°C. Freeze and send frozen serum, if longer.  
 LIS Mnemonic: AAT

---

### Alpha-1-Antitrypsin Mutation Analysis (Genotyping) (Do not confuse with AAT Phenotyping)

**Collect MONDAY ONLY!! Notify Referred-out Bench at 902-473-7237 that specimen is being collected.**

Blood Collection: Patients have been directed to arrive at blood collection during the following times:

**BRBC:** 7-10 am Monday only  
**Cobequid:** Collected to meet 10 am run Monday only  
**Dartmouth:** Collected to meet 10 am run Monday only  
**HICS:** 7-10 am Monday only  
**SCCS:** 7-10 am Monday only  
**STMB:** Collected to meet 10 am run Monday only  
**VGCS:** 7-10 am Monday only  
**WLBC:** Book appointment 7-9 am Monday only

Tube/Specimen: One 6.0 mL Lavender topped EDTA tube  
 Referred Out: In-Common Laboratories  
 Instructions: Send whole blood.  
 Send specimen in original collection tube.  
**Do not freeze.**  
 Do not accession for non-Nova Scotia Health *Central Zone* Hospitals.  
 Send copy of requisition.  
 LIS Mnemonic: AAT GENO

---

### Alpha-1-Antitrypsin Phenotyping, PI Typing

Tube/Specimen: Gold topped SST tube  
 Referred Out: In-Common Laboratories  
 Instructions: Centrifuge at room temperature. Aliquot 1.0 mL serum into a plastic vial; freeze at once.  
 Do not accession for non-Nova Scotia Health *Central Zone* Hospitals.  
 Send copy of requisition.  
 LIS Mnemonic: AAT PHE

---

### Alpha-2-Anti Plasmin

Tube/Specimen: 4.5 mL sodium citrate (light blue topped) tube

Section: Management System\PLM\General\PLM Website\General\Test Catalogue\  
 Doc#: 19453

Version: 160.0 Current  
 Effective Date: 9/6/2023  
 Page 17 of 234

The electronic copy that resides on the document control system is the valid document. Any paper document labeled **Uncontrolled** must be verified against the electronic version prior to use.

**Uncontrolled When Printed**

## PLM Laboratory Test Catalogue

Referred Out: Hamilton General Hospital

Instructions: Send to Hematology Coagulation Lab for processing.

Comment: Test is not performed at the QEII. Referring hospitals are to send specimens directly to the referral site which performs the test to prevent delay in results.

LIS Mnemonic: Antiplasmn

### ALT, Plasma

Tube/Specimen: Light Green 4.5 mL Lithium heparin and gel for plasma separation

Requisition: CD0002

Division: Clinical Chemistry - Core

Alternate Names: Alanine Aminotransferase  
SGPT

LIS Mnemonic: ALT

### Aluminum Level

Tube/Specimen: 6.0 mL Royal Blue Trace Element K2 EDTA tube (BD 368381)

Referred Out: In-Common Laboratories

Instructions: Centrifuge at room temperature. Aliquot 3.0 mL plasma into a plastic transfer vial. **Freeze.**  
Do not accession for non-Nova Scotia Health *Central Zone* Hospitals.  
Send copy of requisition.

LIS Mnemonic: Aluminum

### AMA

**see Anti-Mitochondrial Antibodies**

Division: Immunopathology

### AMH

**see Anti-Mullerian Hormone**

Referred Out: Mayo Medical Laboratories

### Amikacin Level

Tube/Specimen: Plain Red Tube 6 or 10 mL

Requisition: CD0432/ CD0433

Division: Microbiology

Instructions: Do not take blood from catheter or from site of injection of the antibiotic. Take Pre blood specimen immediately before dose is administered. Take Post blood specimen 30 minutes after completion of intravenous dose or 60 minutes after an intramuscular dose is administered. The time specimen was collected (pre/post) should be indicated on the requisition and tubes.

Note: This test will be referred out by the Microbiology lab.

**Section:** Management System\PLM\General\PLM Website\General\Test Catalogue\  
**Doc#:** 19453

**Version:** 160.0 Current  
**Effective Date:** 9/6/2023  
Page 18 of 234

The electronic copy that resides on the document control system is the valid document. Any paper document labeled **Uncontrolled** must be verified against the electronic version prior to use.

**Uncontrolled When Printed**

## PLM Laboratory Test Catalogue

Alternate Names: Aminoglycoside Level

LIS Mnemonic: RO AMIK

### Amino Acid Quantitative Plasma

Tube/Specimen: 7.0 mL Lithium heparin (dark green) tube on ice.

Referred Out: IWK Metabolic Lab

Instructions: **Patient fasting is preferred.**  
 Centrifuge at room temperature immediately or within 4 hours of collection if specimen is kept refrigerated.  
 Aliquot 2.0 mL heparinized plasma into plastic vial.  
 Refrigerate for up to 24 hours. If unable to ship within 24 hours, freeze and ship frozen. Otherwise ship same day with cold pack.  
 Do not accession for non-Nova Scotia Health *Central Zone* Hospitals; send directly to IWK Metabolic Lab  
**Sample should be accompanied by a Metabolic Investigation Form** completed by the ordering physician.

LIS Mnemonic: AA PL QT

### Amino Acid, Quantitative, Random Urine or 24-Hour Urine

Tube/Specimen: Random urine collection must be a mid-stream technique to eliminate bacterial contamination. Timed (12-hour or 24-hour) specimens are also acceptable.

Referred Out: IWK Metabolic Lab

Instructions: Specimen required: 10 mL urine aliquot from well-mixed collection.  
 Record the 'Original Container Type' on the requisition as Plain, Acid or Sodium Carbonate.  
 Do not accession for non-Nova Scotia Health *Central Zone* Hospitals; send directly to IWK Metabolic Lab  
**Sample should be accompanied by a Metabolic Investigation Form** completed by the ordering physician.

Stability: Room temperature less than 2 days, 2 to 8°C (preferred) for 3 days, frozen indefinitely.

LIS Mnemonic: U AA  
 U AA 24 (24-Hour)

### Amino Acid Screen, Qualitative, Random Urine or 24-Hour Urine

Tube/Specimen: Collection must be in a plain container; random using mid-stream technique to eliminate bacterial contamination.  
 Timed 12-hour and 24-hour collections are also acceptable.

Referred Out: IWK Metabolic Lab

Instructions: Specimen required: 10 mL urine aliquot from well-mixed collection.  
 Record the 'Original Container Type' on the requisition as Plain, Acid or Sodium Carbonate.  
 Do not accession for non-Nova Scotia Health *Central Zone* Hospitals; send directly to IWK Metabolic Lab  
**Sample should be accompanied by a Metabolic Investigation Form** completed by the ordering physician.

Stability: Room temperature less than 2 days, 2 to 8°C (preferred) for 3 days, frozen indefinitely.

LIS Mnemonic: Miscellaneous Referred-Out

### Aminoglycoside Levels

see **Gentamicin, or Tobramycin, or Vancomycin**

Division: Clinical Chemistry - Core

Section: Management System\PLM\General\PLM Website\General\Test Catalogue\  
 Doc#: 19453

Version: 160.0 Current  
 Effective Date: 9/6/2023

Page 19 of 234

The electronic copy that resides on the document control system is the valid document. Any paper document labeled **Uncontrolled** must be verified against the electronic version prior to use.

**Uncontrolled When Printed**

## PLM Laboratory Test Catalogue

---

### Aminophylline

see Theophylline

Division: Clinical Chemistry - Core

---

### Amiodarone Level

Tube/Specimen: Plain red topped tube

Referred Out: In-Common Laboratories

Instructions: Centrifuge at room temperature. Aliquot 1.0 mL serum into a plastic transfer vial. **Freeze at once.**  
To monitor therapy, draw trough specimen prior to next dose.  
Analysis includes Desethylamiodarone.  
Send copy of requisition.

LIS Mnemonic: Amiod Lvl

---

### Amitriptyline Level

Tube/Specimen: Plain red topped tube

Referred Out: In-Common Laboratories

Instructions: Centrifuge at room temperature. Aliquot 1.0 mL serum into a plastic transfer vial. **Freeze.**  
Do not accession for non-Nova Scotia Health *Central Zone* Hospitals

Note: Royal Blue Trace Element SERUM tube (BD #368380) and Lavender topped EDTA plasma are also acceptable.  
**Indicate sample type on tube.**  
Send copy of requisition.

LIS Mnemonic: AMIT

---

### AML1-ETO gene fusion

Tube/Specimen: 4.0 mL EDTA Lavender stoppered tube(s)  
Peripheral blood: Preferably 2 tubes, minimum volume 1 mL. Stability – 14 days at 4°C  
Bone marrow: 1 tube, minimum volume 1 mL. Stability – 14 days at 4°C  
Tissue: Send in saline at 4°C, or frozen on dry ice. Stability – 12 hours in saline at 4°C, or 7 days frozen  
RNA: Stability – 3 months frozen.

Requisition: CD0046 or CD2573

Division: Molecular Diagnostics

Instructions: Blood/bone marrow must be kept at 4°C, accompanied by requisition.  
If multiple Molecular Diagnostics are ordered, only 2 tubes of peripheral blood or 1 tube of bone marrow are necessary.

Alternate Names: Translocation (8;21)  
t (8;21)  
RUNX1-RUNX1T1

LIS Mnemonic: 2LAVDNA

---

### Ammonia, Plasma

Section: Management System\PLM\General\PLM Website\General\Test Catalogue\  
Doc#: 19453


Version: 160.0 Current  
Effective Date: 9/6/2023

Page 20 of 234

The electronic copy that resides on the document control system is the valid document. Any paper document labeled **Uncontrolled** must be verified against the electronic version prior to use.

**Uncontrolled When Printed**

## PLM Laboratory Test Catalogue

Tube/Specimen:  4.0 mL EDTA Lavender topped tube

Requisition: CD0002

Division: Clinical Chemistry - Core

Instructions: Tube must be filled to capacity.  
Label tube with patient information with waterproof ink, immediately immerse in slurry of ice and water and deliver to Processing area within 20 minutes.  
Centrifuge at 4°C and aliquot plasma within 30 minutes of collection.  
Plasma aliquot must be kept on ice before analysis.  
Plasma may be stored at 4°C for up to 2 hours if necessary. Freeze if unable to immediately analyze.

Shipping: Plasma aliquot is stable for 15 minutes at 15 to 25°C, 2 hours at 4 to 8°C and 3 weeks frozen.  
Freeze/thaw once.

LIS Mnemonic: AMMON

### Amoebiasis

Tube/Specimen: Gold Stoppered 5.0 mL SST

Requisition: CD0432/ CD0433

Division: Virology-Immunology

Instructions: Clinical data should be indicated on the requisition.

Note: This test will be referred out by the laboratory.

Alternate Names: Amoebic Serum  
Hemagglutination

LIS Mnemonic: RO AMOEBA

### Amoebic Serum

see Amoebiasis - IHA

Division: Virology-Immunology

### Amylase and CEA, Pancreatic Cyst Fluid

Tube/Specimen: 1 mL Pancreatic Cyst Fluid collected in a sterile plastic screw top container

Requisition: CD0002

Division: Clinical Chemistry - Core

Shipping: If sending specimen from outside QEII HSC, transport refrigerated. Stable 72 hours refrigerated.

LIS Mnemonic: PCF AMY and CEA  
PCF CEA and AMY

### Amylase, Plasma

Tube/Specimen: Light Green 4.5 mL Lithium heparin and gel for plasma separation

Section: Management System\PLM\General\PLM Website\General\Test Catalogue\  
Doc#: 19453

Version: 160.0 Current  
Effective Date: 9/6/2023  
Page 21 of 234

The electronic copy that resides on the document control system is the valid document. Any paper document labeled **Uncontrolled** must be verified against the electronic version prior to use.

**Uncontrolled When Printed**

## PLM Laboratory Test Catalogue

Requisition: CD0002  
Division: Clinical Chemistry - Core  
Alternate Names: Diastase  
LIS Mnemonic: AMY

---

### Amylase, Urine

Tube/Specimen: Timed urine collection (examples: 2-hour, 24-hour)  
Requisition: CD0002  
Division: Clinical Chemistry - Core  
Instructions: Specimen required: 4 mL urine aliquot from well-mixed collection.  
Record the 'Original Container Type' on the requisition as Plain, Acid or Sodium Carbonate.  
Comments: Random collections are only available on pancreatic transplant patients.  
Stability: Room temperature 1 day, 2 to 8°C (preferred) for 7 days and frozen for 2 weeks.  
LIS Mnemonic: U AMY T

---

### ANA see Anti-Nuclear Antibody

Division: Immunopathology

---

### Anafranil see Clomipramine

Referred Out: In-Common Laboratories

---

### Anaplasma see Hem Microorganism

Division: Hematopathology-Microscopy

---

### Anaplasma PCR

Tube/Specimen: 4.0 mL Lavender topped EDTA tube  
Requisition: CD0432/ CD0433  
Division: Virology-Immunology  
Instructions: Clinical data should be indicated on the requisition.  
Note: This test will be referred out by the laboratory.  
LIS Mnemonic: RO ANAPLPCR

---

### Anaplasma Serology

Section: Management System\PLM\General\PLM Website\General\Test Catalogue\  
Doc#: 19453

Version: 160.0 Current  
Effective Date: 9/6/2023  
Page 22 of 234

The electronic copy that resides on the document control system is the valid document. Any paper document labeled **Uncontrolled** must be verified against the electronic version prior to use.

**Uncontrolled When Printed**

## PLM Laboratory Test Catalogue

Tube/Specimen: Gold Stoppered 5.0 mL SST tube  
Requisition: CD0432/ CD0433  
Division: Virology-Immunology  
Instructions: Clinical data should be indicated on the requisition.  
Note: This test will be referred out by the laboratory.  
LIS Mnemonic: RO ANAPLSER

---

### **ANC** **see Absolute Neutrophil Count**

Division: Hematopathology - Core

---

### **ANCA** **see Vasculitis Panel**

Division: Immunopathology

---

### **Androstenedione**

Tube/Specimen: Gold Stoppered 5.0 mL SST  
Requisition: CD0002  
Division: Clinical Chemistry - Core  
Shipping: Separate serum within 5 hours of collection. Serum stable for 24 hours at 2 to 8°C. Freeze and send frozen serum, if longer.  
Alternate Names: Delta 4 Androstenedione  
LIS Mnemonic: ANDRO

---

### **ANF** **see Anti-Nuclear Antibody**

Division: Immunopathology

---

### **Angiotensin Converting Enzyme, Plasma**

Tube/Specimen: Light Green 4.5 mL Lithium heparin and gel for plasma separation  
Requisition: CD0002  
Division: Clinical Chemistry - Core  
Shipping: Plasma stable for 7 days at 2 to 8°C. Frozen aliquots are acceptable.  
Alternate Names: ACE  
LIS Mnemonic: ACE

## PLM Laboratory Test Catalogue

### Anion Gap, Plasma

Tube/Specimen: Light Green 4.5 mL Lithium heparin and gel for plasma separation

Requisition: CD0002

Division: Clinical Chemistry – Core

Comments: Specimens must be delivered to the laboratory within 2 hours of collection.  
Testing for Anion Gap includes Sodium (Na), Potassium (K), Chloride (Cl) and Total CO<sub>2</sub>.

Shipping: Separate plasma within 2 hours of collection.

Alternate Names: Anion Gap

LIS Mnemonic: AGAP

### Anti A / Anti B Titre see ABO Antibody Titre

Division: Transfusion Medicine

### Anti TTG see Anti-Tissue Transglutaminase

Division: Immunopathology

### Anti-Adrenal Antibody see Adrenal Antibody

Referred Out: In-Common Laboratories

### Anti-AMPA Receptor, Serum or CSF

Tube/Specimen: One Gold topped SST tube or 3.0 mL CSF

Referred Out: In-Common Laboratories

Instructions: Centrifuge at room temperature and aliquot at least 1.0 mL serum into plastic vial. **Freeze.**  
Do not accession for non-Nova Scotia Health *Central Zone* Hospitals  
Send copy of requisition.

Stability: Room temperature 4 days; refrigerated at 2 to 8 °C for 7 days and frozen >6 months.

LIS Mnemonic: AMPA  
AMPA CSF

### Anti-Basement Membrane see Anti-Pemphigoid Antibody

Division: Immunopathology

### Antibody Screen see Type and Screen (ABO/Rh and Antibody Screen)

Division: Transfusion Medicine

Alternate Names: Indirect Antiglobulin Test

**Section:** Management System\PLM\General\PLM Website\General\Test Catalogue\  
**Doc#:** 19453

**Version:** 160.0 Current  
**Effective Date:** 9/6/2023  
Page 24 of 234

The electronic copy that resides on the document control system is the valid document. Any paper document labeled **Uncontrolled** must be verified against the electronic version prior to use.

**Uncontrolled When Printed**



IDAT

---

**Anti-Borrelia Antibodies** **see Lyme Antibodies**

Division: Virology-Immunology

---

**Anti-Cardiac Muscle Antibody**

Tube/Specimen: Gold Stoppered 5.0 mL SST

Requisition: CD0002

Division: Immunopathology

Alternate Names: ACMA  
ACA

---

**Anti-Cardiolipin Ab**

Tube/Specimen: Gold Stoppered 5.0 mL SST

Requisition: CD0002

Division: Immunopathology

Comments: This is not the same as an antiphospholipid antibody. Anti-Cardiolipin belongs to Anti Phospholipid Family.

Alternate Names: Cardio Ab  
Cardiolipin Antibodies

LIS Mnemonic: CARD

---

**Anti-CCP** **see Anti Cyclic Citrullinated Peptide**

Division: Immunopathology

---

**Anti-Centromere Antibody** **see Anti-Nuclear AB, (ANA)**

Division: Immunopathology

---

**Anti-Centromere B** **see Anti-Nuclear AB, (ANA)**

Division: Immunopathology

---

**Anti-Chromatin** **see Anti-Nuclear AB, (ANA)**

Division: Immunopathology

---

**Anti-Cochlear Ab FORWARD** **see F68KD**

Referred Out: Mayo Medical Laboratories

Section: Management System\PLM\General\PLM Website\General\Test Catalogue\  
Doc#: 19453

Version: 160.0 Current

Effective Date: 9/6/2023

Page 25 of 234

The electronic copy that resides on the document control system is the valid document. Any paper document labeled **Uncontrolled** must be verified against the electronic version prior to use.

**Uncontrolled When Printed**

---

**Anti-Cyclic Citrullinated Peptide**

Tube/Specimen: Gold Stoppered 5.0 mL SST  
 Requisition: CD0002  
 Division: Immunopathology  
 Alternate Names: Anti-CCp  
 CCP  
 Cyclic Citrullinated Peptide Antibody  
 LIS Mnemonic: CCP

---

**Anti-Depressant Level** **Physician must specify name of drugs**

---

**Anti-Diuretic Hormone (ADH, Vasopressin) see Copeptin**

ADH testing is no longer available at the QEII laboratory or any of the referral laboratories. Please refer to Copeptin testing as a surrogate for ADH.

---

**Anti-DNA Ab see Anti-Nuclear AB, (ANA)**

Division: Immunopathology

---

**Anti-Double Stranded DNA see Anti-ds DNA**

Division: Immunopathology

---

**Anti-DPPX (Dipeptidyl aminopeptidase-like 6), Serum or CSF**

Tube/Specimen: Gold topped SST tube or 3.0 mL CSF  
 Referred Out: In-Common Laboratories  
 Instructions: Centrifuge at room temperature and aliquot at least 1.0 mL serum into plastic vial. **Freeze.**  
 Do not accession for non-Nova Scotia Health *Central Zone* Hospitals  
 Send copy of requisition.  
 Stability: Room temperature 4 days; refrigerated at 2 to 8 °C for 7 days and frozen >6 months.  
 LIS Mnemonic: DPPX  
 DPPX CSF

---

**Anti-ds DNA see Anti-Nuclear AB, (ANA)**

Division: Immunopathology

---

**ANTI-ds DNA see Anti-Nuclear Ab**

Division: Immunopathology

**Anti-GABAB Receptor, Serum or CSF**

Tube/Specimen: Gold topped SST tube or 3.0 mL CSF

Referred Out: In-Common Laboratories

Instructions: Centrifuge at room temperature and aliquot at least 1.0 mL serum into plastic vial. **Freeze.**  
Do not accession for non-Nova Scotia Health *Central Zone* Hospitals  
Send copy of requisition.

Stability: Room temperature 4 days; refrigerated at 2 to 8 °C for 7 days and frozen >6 months.

LIS Mnemonic: GABAB  
GABABCSF

**Anti-GAD**

Tube/Specimen: Gold topped SST tube preferred, red topped tube acceptable.

Referred Out: In-Common Laboratories

Instructions: Centrifuge at room temperature and aliquot 1.0 mL of serum into plastic vial.  
Send copy of requisition.

Stability: 7 days at room temperature, 28 days at 2 to 8°C or frozen.

LIS Mnemonic: Anti-GAD

**Anti-GBM Ab** **see Vasculitis Panel**

Division: Immunopathology

**Anti-Gliadin** **see Anti-Tissue Transglutaminase**

Division: Immunopathology

**Anti-Glomerular Basement** **see Vasculitis Panel**

Division: Immunopathology

**Anti-HMGCR Antibodies** **see Autoimmune Myopathy/Myositis Profile**

Referred Out: In-Common Laboratories

**Anti-Hu** **see Paraneoplastic Antibodies**

Referred Out: In-Common Laboratories

**Anti-Hu, CSF** **see Paraneoplastic Antibodies**

Referred Out: In-Common Laboratories

Section: Management System\PLM\General\PLM Website\General\Test Catalogue\  
Doc#: 19453

Version: 160.0 Current  
Effective Date: 9/6/2023  
Page 27 of 234

## PLM Laboratory Test Catalogue

---

### Anti-Jo-1

see Anti-Nuclear AB, (ANA)

Division: Immunopathology

---

### Anti-LKM

see Liver Kidney Microsomal Antibodies

Referred Out: In-Common Laboratories

---

### Anti-MAG

see Myelin Associated Glycoprotein Antibody

Referred Out: In-Common Laboratories

---

### Anti-MOG

see Neuromyelitis Optica (NMO\_IgG)

Referred Out: In-Common Laboratories

---

### Antimicrobial Resistance and Nosocomial Infections (ARNI) (MRSA, VRE, ESBLs, Acinetobacter, C. difficile, Strep. Pneumoniae)

Tube/Specimen: Isolate, Susceptibility testing

Referred Out: Antimicrobial Resistance and Nosocomial Infections (ARNI)

Instructions: Shipped as Category B.

---

### Anti-Microsomal Antibodies

see Anti-thyroid Peroxidase Antibodies

Division: Clinical Chemistry – Core

---

### Anti-Mitochondrial Ab

Tube/Specimen: Gold Stoppered 5.0 mL SST

Requisition: CD0002

Division: Immunopathology

Alternate Names: AMA2

---

### Anti-MPO

see Vasculitis Panel

Division: Immunopathology

---

### Anti-Mullerian Hormone

Tube/Specimen: **Prior to Collection, patient must contact the Blood Collection Technical Specialist 902-717-8214 for collection arrangements.**  
Plain red topped tube

## PLM Laboratory Test Catalogue

Referred Out: Mayo Medical Laboratories

Instructions: Centrifuge at room temperature and aliquot serum into plastic vial. **Freeze.**  
Do not accession for non-Nova Scotia Health *Central Zone* Hospitals.

LIS Mnemonic: AMH

### Anti-Mup44/NT5C1 see Autoimmune Myopathy/Myositis Profile

Referred Out: In-Common Laboratories

### Anti-MuSK (Muscle Specific Kinase) Antibody

Tube/Specimen: Gold topped SST tube

Referred Out: In-Common Laboratories

Instructions: Centrifuge at room temperature and aliquot 1.0 mL serum into plastic vial. **Freeze.**  
Do not accession for non-Nova Scotia Health *Central Zone* Hospitals  
Send copy of requisition.

Stability: 28 days frozen

LIS Mnemonic: MUSK

### Anti-NDNA see Anti-ds DNA

Division: Immunopathology

### Anti-Neutrophil Cytoplasmic Ab see Vasculitis Panel

Division: Immunopathology

### Anti-Nuclear Antibody (ANA)

Tube/Specimen: Gold Stoppered 5.0 mL SST

Requisition: CD0002

Division: Immunopathology

Note: If anti-nuclear ab screen is negative no further test will be reported. If anti-nuclear ab screen is positive the following tests will be reported.  
Anti-ds DNA: Anti-Chromatin; Anti-Ribosomal P; Anti-SS-A/RO; Anti-SS-B/LA; Anti-Centromere B; Anti-Sm; Anti-Sn/RNP; Anti-RNP;  
Anti-Scl-70; Anti-JO-1

LIS Mnemonic: ANA

Alternate Names: ANF  
Anti-Nuclear Factor  
Nuclear Factor

### Anti-Nuclear Factor see Anti-Nuclear Antibody

Division: Immunopathology

**Section:** Management System\PLM\General\PLM Website\General\Test Catalogue\  
**Doc#:** 19453

**Version:** 160.0 Current  
**Effective Date:** 9/6/2023  
Page 29 of 234

The electronic copy that resides on the document control system is the valid document. Any paper document labeled **Uncontrolled** must be verified against the electronic version prior to use.

**Uncontrolled When Printed**

---

### Anti-Pancreatic Islet Cell Antibody

Tube/Specimen: Gold Stoppered 5.0 mL SST  
Requisition: CD0002  
Division: Immunopathology  
Alternate Names: APICA  
Islet Cell AB

---

### Anti-Parietal Cell see Autoantibodies Panel

Referred Out: In-Common Laboratories

---

### Anti-PC see Autoantibodies Panel

Referred Out: In-Common Laboratories

---

### Anti-Pemphigoid Antibody

Tube/Specimen: Gold Stoppered 5.0 mL SST  
Requisition: CD0002  
Division: Immunopathology  
Alternate Names: Anti-Basement Membrane Antibody  
Skin Basement Membrane Ab

---

### Anti-Pemphigus Antibodies

Tube/Specimen: Gold Stoppered 5.0 mL SST  
Requisition: CD0002  
Division: Immunopathology  
Alternate Names: Intercellular Skin Ab

---

### Anti-Phospholipase A2 Receptor (Anti-PLA2R)

Tube/Specimen: Gold topped SST tube  
Referred Out: In-Common Laboratories  
Instructions: Centrifuge at room temperature and aliquot at least 1.0 mL serum into plastic vial. **Freeze.**  
Do not accession for non-Nova Scotia Health *Central Zone* Hospitals  
CSF sample acceptable.  
Send copy of requisition.  
Stability: Refrigerated at 2 to 8 °C for 14 days and frozen >14 days.  
LIS Mnemonic: PLA2R

**Section:** Management System\PLM\General\PLM Website\General\Test Catalogue\  
**Doc#:** 19453

**Version:** 160.0 Current  
**Effective Date:** 9/6/2023

Page 30 of 234

The electronic copy that resides on the document control system is the valid document. Any paper document labeled **Uncontrolled** must be verified against the electronic version prior to use.

**Uncontrolled When Printed**

---

**Anti-PLA2R****see Anti-Phospholipase A2 Receptor**

Referred Out: In-Common Laboratories

---

**Anti-Plasmin****see Alpha-2-Anti-Plasmin**

Referred Out: Hamilton Regional Hospital

---

**Anti-Platelet Antibody/Platelet Typing**Tube/Specimen: Seven 7.0 mL yellow topped ACD tubes or Nine 4.5 mL light blue topped sodium citrate tubes and one 10.0 mL red topped tube.

Referred Out: McMaster University HSC

Instructions: Send to Hematology Coagulation Lab for processing.

LIS Mnemonic: Miscellaneous Hematology

---

**Anti-PR3****see Vasculitis Panel**

Division: Immunopathology

---

**Anti-Proteinase 3****see Vasculitis Panel**

Division: Immunopathology

---

**Anti-Retinal Autoantibody**

Tube/Specimen: Two Gold topped SST or two Red topped tubes

Referred Out: Mayo Medical Laboratories

Instructions: Ensure Mayo Ocular Immunology Test Request form is completed by physician.  
Centrifuge and aliquot 5 mL serum (minimum volume is 3 mL) into a referred out aliquot tube.  
Do not accession for non-Nova Scotia Health *Central Zone* Hospitals  
Send copy of requisition.

Stability: Refrigerated 7 days.

LIS Mnemonic: Miscellaneous Referred Out

---

**Anti-Ri****see Paraneoplastic Antibodies**

Referred Out: In-Common Laboratories

---

**Anti-Ri, CSF****see Paraneoplastic Antibodies, CSF**

Referred Out: In-Common Laboratories

## PLM Laboratory Test Catalogue

**Anti-Ribosomal P** see Anti-Nuclear AB, (ANA)

Division: Immunopathology

---

**Anti-RNP** see Anti-Nuclear AB, (ANA)

Division: Immunopathology

---

**Anti-Scl-70** see Anti-Nuclear AB, (ANA)

Division: Immunopathology

---

**Anti-Skeletal Muscle Antibody**

Tube/Specimen: Gold Stoppered 5.0 mL SST

Requisition: CD0002

Division: Immunopathology

Alternate Names: ASKMA

---

**Anti-Sm** see Anti-Nuclear AB, (ANA)

Division: Immunopathology

---

**Anti-Smooth Muscle** see Autoantibodies Panel

Referred Out: In-Common Laboratories

---

**Anti-SM** see Autoantibodies Panel

Referred Out: In-Common Laboratories

---

**Anti-Sm/RNP** see Anti-Nuclear AB, (ANA)

Division: Immunopathology

---

**Anti-SS-A/Ro** see Anti-Nuclear AB, (ANA)

Division: Immunopathology

---

**Anti-SS-B/La** see Anti-Nuclear Ab

Division: Immunopathology

---

**Anti-Streptolysin "O" Titer**

Section: Management System\PLM\General\PLM Website\General\Test Catalogue\  
Doc#: 19453

Version: 160.0 Current

Effective Date: 9/6/2023

Page 32 of 234

The electronic copy that resides on the document control system is the valid document. Any paper document labeled **Uncontrolled** must be verified against the electronic version prior to use.

**Uncontrolled When Printed**



## PLM Laboratory Test Catalogue

Tube/Specimen: Gold Stoppered 5.0 mL SST  
 Requisition: CD0002  
 Division: Clinical Chemistry - Core  
 Shipping: Separate serum within 5 hours of collection. Serum stable for 48 hours at 2 to 8°C. Freeze and send frozen serum, if longer.  
 Alternate Names: ASOT  
 ASO Titer  
 LIS Mnemonic: ASOT

### Anti-Striated Muscle Antibody see Autoantibodies Panel

Referred Out: In-Common Laboratories

### Anti-Thrombin (III) (AT)

Tube/Specimen: Light Blue Stoppered 2.7 mL buffered NA (sodium) citrate, must be a full draw  
 Requisition: CD0002  
 Division: Hematopathology - Coagulation  
 Referrals: Send 2 frozen aliquots of 1.0 mL platelet-poor plasma (see Coagulation Testing under Specimen Collection Information) in Polypropylene vials (12x75).  
 Alternate Names: Anti-Thrombin  
 Anti-Thrombin Activity  
 Anti-Thrombin III  
 Anti- Thrombin III Assay

### Anti-Thyroglobulin Antibodies

Tube/Specimen: Gold Stoppered 5.0 mL SST  
 Requisition: CD0002  
 Division: Clinical Chemistry - Core  
 Comments: Nova Scotia Health Central Zone: Anti-Thyroglobulin requests are automatically also assayed for Thyroglobulin and TSH.  
 All other Nova Scotia Health Zones: Anti-Thyroglobulin requests are automatically also assayed for Thyroglobulin.  
 Shipping: Separate serum within 5 hours of collection. Serum stable for 7 days at 2 to 8°C. Freeze and send frozen serum, if longer.  
 Alternate Names: TAB-TA  
 Thyroglobulin Antibodies  
 Thyroid Antibodies-Thyroglobulin  
 LIS Mnemonic: TG (3 panel test) (High Sensitivity) [for Nova Scotia Health Central Zone]  
 TG and TGAB referred in (High Sensitivity) [all other Nova Scotia Health Zones]

**Anti-Thyroid Antibodies**

see Anti-Thyroid Peroxidase Antibodies

Division: Clinical Chemistry - Core

---

**Anti-Thyroid Peroxidase**

Tube/Specimen: Gold Stoppered 5.0 mL SST

Requisition: CD0002

Division: Clinical Chemistry - Core

Shipping: Separate serum within 5 hours of collection. Serum stable for 2 days at 2 to 8°C. Freeze and send frozen serum, if longer.

Alternate Names: Anti-Microsomal Antibodies  
Anti-Thyroid Antibodies  
Anti-TPO  
Thyroid Antibodies

LIS Mnemonic: ANTI-TPO  
TAB

---

**Anti-Thyrotropin Receptor Antibody**

see Thyroid Receptor Antibody

Referred Out: In-Common Laboratories

---

**Anti-Tissue Transglutaminase**

Tube/Specimen: Gold Stoppered 5.0 mL SST

Requisition: CD0002A/CD0002B

Division: Immunopathology

Shipping: Specimens can only be stored at 2 to 8°C for 7 days, freeze and send frozen serum, if longer.

Alternate Names: Anti-TTG  
TTG  
Tissue Transglutaminase  
Celiac Screen/Disease

LIS Mnemonic: TTG

---

**Anti-Topoisomerase**

see Anti-Nuclear Ab

Division: Immunopathology

---

**Anti-TPO**

see Anti-Thyroid Peroxidase Antibodies

Division: Clinical Chemistry - Core

---

**Anti-Xa**

Section: Management System\PLM\General\PLM Website\General\Test Catalogue\  
Doc#: 19453

Version: 160.0 Current  
Effective Date: 9/6/2023

Page 34 of 234

The electronic copy that resides on the document control system is the valid document. Any paper document labeled **Uncontrolled** must be verified against the electronic version prior to use.

**Uncontrolled When Printed**

## PLM Laboratory Test Catalogue

Tube/Specimen: Light Blue Stoppered 2.7 mL buffered NA (sodium) citrate  
 Requisition: CD0002  
 Division: Hematopathology - Coagulation  
 Instructions: Requisition must indicate the type of LMWH the patient is receiving.  
 Referrals: Send 2 frozen aliquots of 1.0 mL platelet-poor plasma (see Coagulation Testing under Specimen Collection Information) in polypropylene vials (12x75).  
 Send on dry ice.  
 Alternate Names: Heparin XA

### Anti-Yo see Paraneoplastic Antibodies

Referred Out: In-Common Laboratories

### Anti-Yo, CSF see Paraneoplastic Antibodies, CSF

Referred Out: In-Common Laboratories

### APA see Autoantibodies Panel

Referred Out: In-Common Laboratories

### APICA see Anti-Pancreatic Islet Cell Antibody

Division: Immunopathology

### Apolipoprotein A1

Tube/Specimen: Gold Stoppered 5.0 mL SST tube.  
 Referred Out: In-Common Laboratories  
 Instructions: Fasting (12 to 14 hours) is recommended, but non-fasting is acceptable.  
 Separate within 2 hours of collection. Aliquot 1.0 mL of serum and freeze.  
 Lavender EDTA plasma is acceptable.  
 Do not accession for non-Nova Scotia Health *Central Zone* Hospitals  
 Send copy of requisition.  
 LIS Mnemonic: APO A1

### Apolipoprotein B

Tube/Specimen: **Nova Scotia Health Central Zone:** Light green Lithium Heparin tube. **Referrals:** 1.0 mL aliquot of **frozen serum**  
 Requisition: CD0002  
 Division: Clinical Chemistry - Core

## PLM Laboratory Test Catalogue

Shipping: Centrifuge within 4 hours of collection.

Stability: Plasma stable 24 hours at room temperature and 3 days at 2 to 8°C.  
Frozen serum samples accepted and are stable for 60 days.

Referrals: **Frozen plasma will not be accepted.**

Alternate Names: APO B

LIS Mnemonic: APO B

### ARBO Virus

Tube/Specimen: Gold Stoppered 5.0 mL SST

Requisition: CD0432/ CD0433

Division: Virology-Immunology

Instructions: Clinical data should be indicated on the requisition, including specific virus request.

Alternate Names: California Encephalitis  
Dengue Virus  
Eastern Equine Encephalitis  
Western Equine Encephalitis  
Chikungunya Virus  
Jamestown Canyon  
Snowshoe Hare  
Japanese Encephalitis  
Powassan  
Yellow Fever

LIS Mnemonic: RO ARBO

### Arsenic, Random Urine or 24-Hour, Inorganic

Tube/Specimen: Random collection using a mid-stream technique to eliminate bacterial contamination or 24-hour urine collection (preferred) in a plain container.

Referred Out: In-Common Laboratories

Instructions: Specimen required: 15 mL urine aliquot from well-mixed collection.  
Record the 'Original Container Type' on the requisition as Plain, Acid or Sodium Carbonate.  
Do not accession for non-Nova Scotia Health *Central Zone* Hospitals  
Avoid seafood consumption for five days prior to collection.  
Record Total Volume of the 24-hour urine on both the aliquot and requisition.  
Send copy of requisition.

Stability: Room temperature 1 day, 2 to 8°C (preferred) for 3 months and frozen for 1 year.

LIS Mnemonic: INARS U  
INARSRU

### Arsenic, Whole Blood

Tube/Specimen: Royal Blue topped Trace Element K2 EDTA tube (BD# 368381)

Referred Out: In-Common Laboratories

**Section:** Management System\PLM\General\PLM Website\General\Test Catalogue\  
**Doc#:** 19453

**Version:** 160.0 Current  
**Effective Date:** 9/6/2023

Page 36 of 234

The electronic copy that resides on the document control system is the valid document. Any paper document labeled **Uncontrolled** must be verified against the electronic version prior to use.

**Uncontrolled When Printed**

## PLM Laboratory Test Catalogue

Instructions: **Do Not Centrifuge.**  
 Do not accession for non-Nova Scotia Health *Central Zone* Hospitals  
 Keep refrigerated.  
 Send copy of requisition.

LIS Mnemonic: ARS WB

**ASA** **see Salicylates**

Division: Clinical Chemistry - Core

**ASCA** **see Saccharomyces cer Antibodies**

Referred Out: In-Common Laboratories

**Ascorbic Acid Level** **see Vitamin C**

Referred Out: In-Common Laboratories

**ASKMA** **see Anti-Skeletal Muscle Antibody**

Division: Immunopathology

**ASOT** **see Anti-Streptolysin "O" Titer**

Division: Clinical Chemistry - Core

**Aspartate Amino Transferase** **see AST, Plasma**

Division: Clinical Chemistry - Core

### Aspergillosis

Tube/Specimen: Gold Stoppered 5.0 mL SST

Requisition: CD0432/ CD0433

Division: Virology-Immunology

Note: Farmer's Lung, Pidgeon Serum Test, and Bird Antigen Testing not available.

LIS Mnemonic: RO ASPER

**Aspirin** **see Salicylates**

Division: Clinical Chemistry - Core

### AST, Plasma

Section: Management System\PLM\General\PLM Website\General\Test Catalogue\  
 Doc#: 19453

Version: 160.0 Current

Effective Date: 9/6/2023

Page 37 of 234

The electronic copy that resides on the document control system is the valid document. Any paper document labeled **Uncontrolled** must be verified against the electronic version prior to use.

**Uncontrolled When Printed**

## PLM Laboratory Test Catalogue

Tube/Specimen: Light Green 4.5 mL Lithium heparin and gel for plasma separation  
 Requisition: CD0002  
 Division: Clinical Chemistry - Core  
 Alternate Names: Aspartate Amino Transferase  
 SGOT  
 LIS Mnemonic: AST

### Autoantibodies Panel

Tube/Specimen: Gold topped SST tube  
 Referred Out: In-Common Laboratories  
 Instructions: Aliquot serum and **freeze**.  
 LIS Mnemonic: AUTOAB

### Autoimmune Encephalitis

Tube/Specimen: One Gold topped SST tube or 3.0 mL CSF  
 Referred Out: In-Common Laboratories  
 Instructions: Centrifuge at room temperature and aliquot at least 1.0 mL of serum into plastic vial. **Freeze**.  
 Do not accession for non-Nova Scotia Health *Central Zone* Hospitals  
 Send copy of requisition.  
 Stability: Room temperature 4 days; refrigerated at 2 to 8 °C for 7 days and frozen >6 months.  
 Note: Ordering physician must indicate the individual tests required, example, AMPA, NMDA, DPPX, VGKC or GABAB.  
 Autoimmune Encephalitis panel is not an acceptable order request.  
 LIS Mnemonic: MISC REF (Only when individual tests not indicated, otherwise order each test with specific orderable)

### Autoimmune Inflammatory Myopathy /Myositis Profile see Autoimmune Myopathy/Myositis Profile

Referred Out: In-Common Laboratories

### Autoimmune Liver Disease Profile, Serum

Tube/Specimen: One Gold topped SST tube  
 Referred Out: In-Common Laboratories  
 Instructions: Centrifuge at room temperature and aliquot at least 1.0 mL serum into plastic vial. **Freeze**.  
 Do not accession for non-Nova Scotia Health *Central Zone* Hospitals  
 Send copy of requisition.  
 Stability: Room temperature 4 days; refrigerated at 2 to 8 °C for 7 days and frozen >6 months.

## PLM Laboratory Test Catalogue

LIS Mnemonic: AILD P

---

### Autoimmune Muscle Disease Profile

see Autoimmune Myopathy/Myositis Profile

Referred Out: In-Common Laboratories

---

### Autoimmune Myopathy/Myositis Profile

Tube/Specimen: Gold topped SST tube

Referred Out: In-Common Laboratories

Instructions: Aliquot at least 1.0 mL of serum. **Freeze** aliquot.  
Do not accession for non-Nova Scotia Health *Central Zone* Hospitals  
CSF sample acceptable.  
Send copy of requisition.

Stability: Room temperature 4 days; refrigerated at 2 to 8 °C for 7 days and frozen >6 months.

Alternate Names: Anti-HMGCR  
Anti-Mup44/NT5C1  
Autoimmune Inflammatory Myopathy/Myositis Profile  
Autoimmune Muscle Disease Profile  
Muscle Autoimmune Myositis Panel

LIS Mnemonic: MYOSITIS

---

### Autoimmune Retinopathy Panel (ARP)

see Anti-Retinal Autoantibody

Referred Out: Mayo Medical Laboratories

---

### Autoimmune Thrombocytopenia Purpura

Tube/Specimen: Seven 7.0 mL yellow topped ACD tubes or Nine 4.5 mL light blue topped sodium citrate tubes.

Referred Out: McMaster University HSC

Instructions: Send to Hematology Coagulation Lab for processing.

LIS Mnemonic: Miscellaneous Hematology

---

### Aventyl

see Amitriptyline

Referred Out: In-Common Laboratories

---

### Babesia

see Hem Microorganism

Division: Hematopathology-Microscopy

---

### Babesia PCR

Section: Management System\PLM\General\PLM Website\General\Test Catalogue\  
Doc#: 19453

Version: 160.0 Current  
Effective Date: 9/6/2023

Page 39 of 234

The electronic copy that resides on the document control system is the valid document. Any paper document labeled **Uncontrolled** must be verified against the electronic version prior to use.

**Uncontrolled When Printed**

## PLM Laboratory Test Catalogue

Tube/Specimen: 4.0 mL Lavender topped EDTA tube  
Requisition: CD0432/ CD0433  
Division: Virology-Immunology  
Instructions: Clinical data should be indicated on the requisition.  
Note: This test will be referred out by the laboratory.  
LIS Mnemonic: RO BABPCR

---

### Babesia Serology

Tube/Specimen: Gold Stoppered 5.0 mL SST tube  
Requisition: CD0432/ CD0433  
Division: Virology-Immunology  
Instructions: Clinical data should be indicated on the requisition.  
Note: This test will be referred out by the laboratory.  
LIS Mnemonic: RO BABSER

---

### Barbiturate Screen

Tube/Specimen: Plain red topped tube  
Referred Out: In-Common Laboratories  
Instructions: Centrifuge at room temperature.  
Aliquot 3.0 mL of serum into plastic transfer vial. **Freeze.**  
Send copy of requisition.  
LIS Mnemonic: BARBS

---

### Bartonella Serology

Tube/Specimen: Gold Stoppered 5.0 mL SST tube  
Requisition: CD0432/ CD0433  
Division: Microbiology-Immunology  
Instructions: Clinical data should be indicated on the requisition.  
Note: This test will be referred out by the laboratory.  
LIS Mnemonic: RO BART

---

### B Cell Counts

Tube/Specimen: Dark green stoppered 7.0 mL Lithium Heparin

Section: Management System\PLM\General\PLM Website\General\Test Catalogue\  
Doc#: 19453

Version: 160.0 Current  
Effective Date: 9/6/2023  
Page 40 of 234

The electronic copy that resides on the document control system is the valid document. Any paper document labeled **Uncontrolled** must be verified against the electronic version prior to use.

**Uncontrolled When Printed**



## PLM Laboratory Test Catalogue

Requisition: CD0002C

Division: Hematopathology - Flow Cytometry

Instructions: Specimens should arrive in the Flow Cytometry lab on the same day of collection, however, must arrive within 24 hours of collection and no later than 14:00 hours on Fridays (or the day before a holiday).  
The requisition must accompany the specimen to the Flow laboratory.

Shipping: Maintain specimen at room temperature.

Alternate Name: CD19 TESTING

LIS Mnemonic: CELL SM

---

### B-cell lymphoid clonality

Tube/Specimen: 4.0 mL EDTA Lavender stoppered tube(s)  
Peripheral blood: Preferably 2 tubes, minimum volume 1 mL. Stability – 14 days at 4°C  
Bone marrow: 1 tube, minimum volume 1 mL. Stability – 14 days at 4°C  
Tissue: Send in saline at 4°C, or frozen on dry ice. Stability – 12 hours in saline at 4°C, or 7 days frozen.  
Alternately, send fixed tissue in paraffin block.  
DNA: Stability – 3 months at 4°C or frozen

Requisition: CD0046 or CD2573

Division: Molecular Diagnostics

Instructions: Blood/bone marrow must be kept at 4°C, accompanied by requisition.  
Any specimen referred from outside of Nova Scotia Health Central Zone must also be accompanied by a printout of the CBC results, as it is important to know the white blood cell count prior to extracting the DNA.  
If multiple Molecular Diagnostics tests are ordered, only 2 tubes of peripheral blood or 1 tube of bone marrow are necessary.

Alternate Names: Ig gene rearrangement  
Ig heavy chain  
Lymphoma protocol

LIS Mnemonic: 2LAVDNA

---

### BCL-1 see BCL1-IGH gene fusion

Division: Molecular Diagnostics

---

### BCL1-IGH gene fusion

Tube/Specimen: 4.0 mL EDTA Lavender stoppered tube(s)  
Peripheral blood: 1 tube, minimum volume 1 mL. Stability – 14 days at 4°C  
Bone marrow: 1 tube, minimum volume 1 mL. Stability – 14 days at 4°C  
Tissue: Send in saline at 4°C, or frozen on dry ice. Stability – 12 hours in saline at 4°C, or 7 days frozen.  
Alternatively, send fixed in paraffin block.  
DNA: Stability – 3 months at 4°C or frozen.

Requisition: CD0046 or CD2573

Division: Molecular Diagnostics

Instructions: Blood/bone marrow must be kept at 4°C, accompanied by requisition.  
Any specimen referred from outside of Nova Scotia Health Central Zone must also be accompanied by a printout of the CBC results, as it is important to know the white blood cell count prior to extracting the DNA.

Section: Management System\PLM\General\PLM Website\General\Test Catalogue\  
Doc#: 19453

Version: 160.0 Current  
Effective Date: 9/6/2023  
Page 41 of 234

The electronic copy that resides on the document control system is the valid document. Any paper document labeled **Uncontrolled** must be verified against the electronic version prior to use.

**Uncontrolled When Printed**

## PLM Laboratory Test Catalogue

If multiple Molecular Diagnostics tests are ordered, only 2 tubes of peripheral blood or 1 tube of bone marrow are necessary.

Alternate Names: BCL-1  
t(11;14)  
Translocation (11;14)  
Cyclin-D1  
PRAD1

LIS Mnemonic: 2LAVDNA

### BCL-2

see BCL2-IGH gene fusion

Division: Molecular Diagnostics

### BCL2-IGH gene fusion

Tube/Specimen: 4.0 mL EDTA Lavender stoppered tube(s)  
Peripheral blood: 1 tube, minimum volume 1 mL. Stability – 14 days at 4°C  
Bone marrow: 1 tube, minimum volume 1 mL. Stability – 14 days at 4°C  
Tissue: Send in saline at 4°C, or frozen on dry ice. Stability – 12 hours in saline at 4°C, or 7 days frozen.  
Alternatively, send fixed tissue in paraffin block.  
DNA: Stability – 3 months at 4°C or frozen.

Requisition: CD0046 or CD2573

Division: Molecular Diagnostics

Instructions: Blood/bone marrow must be kept at 4°C, accompanied by requisition.  
Any specimen referred from outside of Nova Scotia Health Central Zone must also be accompanied by a printout of the CBC results, as it is important to know the white blood cell count prior to extracting the DNA.  
If multiple Molecular Diagnostics tests are ordered, only 2 tubes of peripheral blood or 1 tube of bone marrow are necessary.

Alternate Names: BCL-2  
t(14;18)  
Translocation (14;18)

LIS Mnemonic: 2LAVDNA

### BCR-ABL gene fusion

Tube/Specimen: 4.0 mL EDTA Lavender stoppered tube(s)  
Peripheral blood: Preferably 2 tubes, minimum volume 1 mL. Stability – 14 days at 4°C  
Bone marrow: 1 tube, minimum volume 1 mL. Stability – 14 days at 4°C  
Tissue: Send in saline at 4°C, or frozen on dry ice. Stability – 12 hours in saline at 4°C, or 7 days frozen  
RNA: Stability – 3 months frozen

Requisition: CD0046 or CD2573

Division: Molecular Diagnostics

Instructions: Blood/bone marrow must be kept at 4°C, accompanied by requisition.  
If multiple Molecular Diagnostics tests are ordered, only 2 tubes of peripheral blood or 1 tube of bone marrow are necessary.

Alternate Names: Quantitative BCR/abl  
Philadelphia chromosome  
Translocation (9;22)

## PLM Laboratory Test Catalogue

LIS Mnemonic: 2LAVDNA

---

**BCR-ABL mutation** see Next Generation Sequencing-Myeloid Panel  
(Mutation Analysis of BCR-abl transcripts,  
ABL Kinase domain mutation)

Division: Molecular Diagnostics

---

**B-Ctx** see C-Telopeptide

Referred Out: In-Common Laboratories

---

**Benzodiazepine** see Clonazepam (Clonazepine)

Referred Out: In-Common Laboratories

---

**Beryllium Lymphocyte Proliferation**  
(BeLPT)

Tube/Specimen: Four 10.0 mL Dark Green BD 366480 glass tubes.  
Notify Referred-out bench at 902-473-7237 prior to collection.

Referred Out: Oak Ridge Associated Laboratories

Instructions: **Collect Tuesday, Wednesday or Thursday before 11:00 ONLY!**  
**Do Not Centrifuge!**  
Keep at room temperature.  
Do not accession for non-Nova Scotia Health *Central Zone* Hospitals

LIS Mnemonic: BELPT

---

**Beta-2-Glycoprotein Antibody**

Tube/Specimen: One Gold topped SST tube

Referred Out: In-Common Laboratories

Instructions: Centrifuge at room temperature.  
Aliquot serum into one plastic vial for a minimum of 1.0 mL serum.  
**Freeze** at once.  
If specimen thaws, it is unsuitable for analysis.  
Do not accession for non-Nova Scotia Health *Central Zone* Hospitals  
Send copy of requisition.

LIS Mnemonic: B2GLYAB

---

**Beta-2-Microglobulin, Serum**

Tube/Specimen: Gold Stoppered 5.0 mL SST

Requisition: CD0002

---

Section: Management System\PLM\General\PLM Website\General\Test Catalogue\  
Doc#: 19453

Version: 160.0 Current  
Effective Date: 9/6/2023  
Page 43 of 234

The electronic copy that resides on the document control system is the valid document. Any paper document labeled **Uncontrolled** must be verified against the electronic version prior to use.

**Uncontrolled When Printed**

## PLM Laboratory Test Catalogue

Division: Clinical Chemistry - Core  
Shipping: Separate serum within 5 hours of collection. Serum stable for 7 days at 2 to 8°C. Freeze and send frozen serum, if longer.  
LIS Mnemonic: B2M

---

### Beta-2-Microglobulin, Urine

Tube/Specimen: Random urine with pH adjusted to 5.5 to 8.0 within 30 minutes of collection.  
Referred Out: In-Common Laboratories  
Instructions: Available at QE II VG site Blood Collection only.  
Aliquot and **freeze**.  
Do not accession for non-Nova Scotia Health *Central Zone* Hospitals  
Send copy of requisition.  
LIS Mnemonic: B2MG U

---

### Beta-Carotene (β-Carotene) see Carotene

Referred Out: In-Common Laboratories

---

### Beta-CrossLaps see C-Telopeptide

Referred Out: In-Common Laboratories

---

### Beta Hydroxybutyrate

Tube/Specimen: Gold topped SST tube  
Referred Out: In-Common Laboratories  
Instructions: Centrifuge at room temperature.  
Aliquot 1.0 mL of serum into plastic transfer vial. **Freeze** at once.  
Do not accession for non-Nova Scotia Health *Central Zone* Hospitals  
Send copy of requisition.  
LIS Mnemonic: BHYB

---

### Beta-Transferrin β-Transferrin (includes β1-Transferrin and β2-Transferrin)

Tube/Specimen: Fluid specimen; indicate source  
Referred Out: In-Common Laboratories  
Instructions: **Freeze**.  
Do not accession for non-Nova Scotia Health *Central Zone* Hospitals  
Send copy of requisition.  
LIS Mnemonic: BETATRANS

---

## PLM Laboratory Test Catalogue

---

### Bethesda (Factor VIII C Inhibitor)

see Factor VIII C Inhibitor

Division: Hematopathology - Coagulation

---

### Bethesda (Factor IX Inhibitor)

see Factor IX Inhibitor

Division: Hematopathology - Coagulation

---

### Bicarbonate, Plasma

Tube/Specimen: Light Green 4.5 mL Lithium heparin and gel for plasma separation

Requisition: CD0002

Division: Clinical Chemistry - Core

Comments: Specimens must be delivered to the laboratory within 2 hours of collection.

Shipping: Separate plasma within 2 hours of collection

Alternate Names: HCO3  
TCO2  
Total CO2

LIS Mnemonic: CO2  
TOTAL CO2

---

### Bile Acids/Bile Salts

Tube/Specimen: Gold topped SST tube  
Patient must be fasting for 12 hours. Unknown or Not Fasting status will not be processed.

Referred Out: IWK Chemistry

Instructions: Centrifuge at room temperature within 2 hours of collection.  
Aliquot at least 0.5 mL of serum into plastic vial. **Freeze** at once.

Stability: Room temperature 24 hours, refrigerated 7 days, frozen 30 days.

LIS Mnemonic: BILET

---

### Bilirubin Direct, Plasma

Tube/Specimen: Light Green 4.5 mL Lithium heparin and gel for plasma separation

Requisition: CD0002

Division: Clinical Chemistry - Core

Instructions: Total Bilirubin will also be assayed.

Alternate Names: Direct Bilirubin  
VDB

LIS Mnemonic: BILI D

**Section:** Management System\PLM\General\PLM Website\General\Test Catalogue\  
**Doc#:** 19453

**Version:** 160.0 Current  
**Effective Date:** 9/6/2023

Page 45 of 234

The electronic copy that resides on the document control system is the valid document. Any paper document labeled **Uncontrolled** must be verified against the electronic version prior to use.

**Uncontrolled When Printed**

---

### Bilirubin Indirect, Plasma

Tube/Specimen: Light Green 4.5 mL Lithium heparin and gel for plasma separation

Requisition: CD0002

Division: Clinical Chemistry - Core

Instructions: Total and Direct Bilirubin will be assayed; the Indirect Bilirubin will be calculated from the Total and Direct.

Alternate Names: Indirect Bilirubin

LIS Mnemonic: BILI I

---

### Bilirubin Total, Fluids

Tube/Specimen: 10.0 mL Body Fluid collected in sterile plastic screw top tubes

Requisition: CD0002

Division: Clinical Chemistry - Core

Shipping: If sending specimen from outside QEII HSC, transport at room temperature. Transport at room temperature wrapped in tin foil to protect from light.

LIS Mnemonic: BF BILI T

---

### Bilirubin Total, Plasma

Tube/Specimen: Light Green 4.5 mL Lithium heparin and gel for plasma separation

Requisition: CD0002

Division: Clinical Chemistry - Core

Alternate Names: Total Bilirubin  
Total VDB

LIS Mnemonic: BILI T

---

### Bioavailable Testosterone, Plasma/Serum

Tube/Specimen: a) Nova Scotia Health Central Zone collection: Gold Stoppered 5.0 mL SST & Light Green 4.5 mL Lithium heparin and gel for plasma separation.  
OR  
b) Outside of Nova Scotia Health Central Zone collection: Gold Stoppered 5.0 mL SST **only**.

Requisition: CD0002

Division: Clinical Chemistry - Core

Comments: Testing includes Bioavailable Testosterone, Testosterone, Albumin and Sex Hormone Binding Globulin.

Shipping: Outside of Nova Scotia Health Central Zone collection: Separate serum within 5 hours of collection. Serum stable for 7 days at 2 to 8°C. Freeze and send two 1.0 mL frozen serum aliquots. **DO NOT SEND FROZEN PLASMA.**

## PLM Laboratory Test Catalogue

LIS Mnemonic: BA TEST

---

### Biquin Level

see Quinidine Level

Referred Out: In-Common Laboratories

---

### Blastomycosis

Tube/Specimen: Gold Stoppered 5.0 mL SST

Requisition: CD0432/ CD0433

Division: Microbiology-Immunology

Instructions: Clinical data should be indicated on the requisition.

Note: This test will be referred out by the laboratory.

LIS Mnemonic: RO BLASTO

---

### Blood C&S

see Blood Cultures

Division: Microbiology

---

### Blood Cultures

Tube/Specimen: Refer to "Microbiology User's Manual" for collection procedures

Requisition: QE 7125

Division: Microbiology

Comments: Used to detect aerobic and anaerobic bacteria, fungi and mycobacteria.

Alternate Names: Blood C&S  
Culture & Sensitivity

LIS Mnemonics: Aerobic (and or fungus): M BLDAE  
Anaerobic: M BLDAN  
Aerobic (and or fungus) and Anaerobic: M BLD  
Mycobacterium: M BLDTB  
Source: Blood  
Body Site/Free text: As indicated

---

### Blood Film, Differential, Manual

Tube/Specimen: Lavender Stoppered 4.0 mL EDTA

Requisition: CD0002

Division: Hematopathology - Microscopy

Instructions: Any Differential ordered will have a slide reviewed.

---

Section: Management System\PLM\General\PLM Website\General\Test Catalogue\  
Doc#: 19453

Version: 160.0 Current  
Effective Date: 9/6/2023

Page 47 of 234

The electronic copy that resides on the document control system is the valid document. Any paper document labeled **Uncontrolled** must be verified against the electronic version prior to use.

**Uncontrolled When Printed**

## PLM Laboratory Test Catalogue

### Blood Gases, Arterial

Tube/Specimen: Pre-heparinized Blood Gas syringe at **Room Temperature**.  
Maximum heparin ratio must be <10 IU/mL blood  
Recommended volume: 1 mL  
Minimum volume: 0.7 mL

Requisition: CD3211\_05 – 2022

Division: Clinical Chemistry - Core

Comments: Ensure sample is mixed for at least 20 seconds to ensure proper mixing with heparin. If using syringe, remove needle; do not transport with needle attached; label barrel with patient information in waterproof ink. Place labelled requisition and syringe in a transport bag (**NOT ON ICE**) and deliver to Processing Area immediately. The patient's temperature and whether patient is receiving supplementary oxygen or room air must be indicated on the requisition. The Blood Gas should be analyzed within 30 minutes of collection.

Shipping: If sending specimen from outside QEII HSC, notify Laboratory at 902-473-6545 when specimen is in transport and when it is expected.

Alternate Names: Oxygen Content  
Oxygen Saturation  
Co-Oximetry

LIS Mnemonic: ABG full panel

---

### Blood Gases, Mixed Venous

Tube/Specimen: Pre-heparinized Blood Gas syringe at **Room Temperature**.  
Maximum heparin ratio must be <10 IU/mL blood  
Recommended volume: 1 mL  
Minimum volume: 0.7 mL  
Note: Mixed VBG Panel is only for samples drawn from the pulmonary artery catheter (PAC) to measure the end result of O<sub>2</sub> consumption and delivery.

Requisition: CD3211\_05 – 2022

Division: Clinical Chemistry - Core

Comments: Ensure sample is mixed for at least 20 seconds to ensure proper mixing with heparin. If using syringe, remove needle; do not transport with needle attached; label barrel with patient information in waterproof ink. Place labelled requisition and syringe in a transport bag (**NOT ON ICE**) and deliver to Processing Area immediately. The patient's temperature and whether patient is receiving supplementary oxygen or room air must be indicated on the requisition. The Blood Gas should be analyzed within 30 minutes of collection.

Shipping: If sending specimen from outside QEII HSC, notify Laboratory at 902-473-6545 when specimen is in transport and when it is expected.

Alternate Names: Oxygen Content  
Oxygen Saturation  
Co-Oximetry

LIS Mnemonic: MVBG

---

### Blood Gases, Venous Extended

Tube/Specimen: Pre-heparinized Blood Gas syringe at **Room Temperature**.  
Maximum heparin ratio must be <10 IU/mL blood  
Recommended volume: 1 mL  
Minimum volume: 0.7 mL  
Note: Venous blood gases are not available for collection at Nova Scotia Health Outpatient Blood Collection sites.  
Note: VBG ExtPnl requests are limited to patients with diabetic ketoacidosis (DKA) or other critical conditions where arterial samples cannot

Section: Management System\PLM\General\PLM Website\General\Test Catalogue\  
Doc#: 19453

Version: 160.0 Current  
Effective Date: 9/6/2023

Page 48 of 234

The electronic copy that resides on the document control system is the valid document. Any paper document labeled **Uncontrolled** must be verified against the electronic version prior to use.

**Uncontrolled When Printed**



## PLM Laboratory Test Catalogue

be drawn. If electrolytes, glucose, lactate, hemoglobin, or ionized calcium are required; use the standard test requisition form CD0002A and collect sample(s) as indicated.

Requisition: CD3211\_05 – 2022

Division: Clinical Chemistry - Core

Comments: Ensure sample is mixed for at least 20 seconds to ensure proper mixing with heparin. If using syringe, remove needle; do not transport with needle attached; label barrel with patient information in waterproof ink. Place labelled requisition and syringe in a transport bag (**NOT ON ICE**) and deliver to Processing Area immediately. The patient's temperature and whether patient is receiving supplementary oxygen or room air must be indicated on the requisition. The Blood Gas should be analyzed within 30 minutes of collection.

Shipping: If sending specimen from outside QEII HSC, notify Laboratory at 902-473-6545 when specimen is in transport and when it is expected.

Alternate Names: Oxygen Content  
Oxygen Saturation  
Co-Oximetry

LIS Mnemonic: VBG ExtPnl

### Blood Gases, Venous Standard

Tube/Specimen: Pre-heparinized Blood Gas syringe at **Room Temperature**.  
Maximum heparin ratio must be <10 IU/mL blood  
Recommended volume: 1 mL  
Minimum volume: 0.7 mL  
Note: Venous blood gases are not available for collection at Nova Scotia Health Outpatient Blood Collection sites.

Requisition: CD3211\_05 – 2022

Division: Clinical Chemistry - Core

Comments: Ensure sample is mixed for at least 20 seconds to ensure proper mixing with heparin. If using syringe, remove needle; do not transport with needle attached; label barrel with patient information in waterproof ink. Place labelled requisition and syringe in a transport bag (**NOT ON ICE**) and deliver to Processing Area immediately. The patient's temperature and whether patient is receiving supplementary oxygen or room air must be indicated on the requisition. The Blood Gas should be analyzed within 30 minutes of collection.

Shipping: If sending specimen from outside QEII HSC, notify Laboratory at 902-473-6545 when specimen is in transport and when it is expected.

Alternate Names: Oxygen Content  
Oxygen Saturation  
Co-Oximetry

LIS Mnemonic: VBG StdPnl

### Blood Group and Rh Type see ABO Group and Rh Type

Division: Transfusion Medicine

### Blood Porphyrins see Porphyrin Screen, Plasma

Referred Out: In-Common Laboratories

### Blood Sugar see Glucose AC, Plasma

Section: Management System\PLM\General\PLM Website\General\Test Catalogue\  
Doc#: 19453

Version: 160.0 Current  
Effective Date: 9/6/2023

Page 49 of 234

The electronic copy that resides on the document control system is the valid document. Any paper document labeled **Uncontrolled** must be verified against the electronic version prior to use.

**Uncontrolled When Printed**

## PLM Laboratory Test Catalogue

Division: Clinical Chemistry - Core

---

**Body Fluids** see specific test for instructions.

---

### Bone Alkaline Phosphatase (Bone Specific Alkaline Phosphatase)

Tube/Specimen: Gold topped SST tube

Referred Out: In-Common Laboratories

Instructions: Centrifuge at room temperature.  
Aliquot 1.0 mL of serum into plastic transfer vial. **Freeze** at once.  
Do not accession for non-Nova Scotia Health *Central Zone* Hospitals  
Send copy of requisition.

LIS Mnemonic: Bone ALP

---

### Bone Marrow Aspiration- Bedside Collection

Tube/Specimen: See Instructions

Requisition: CD0046

Division: Hematopathology-Microscopy

Instructions: For QEII patients: Phone 902-473-6667 to book a technologist to spread the films (available Mon-Fri 09:00-16:00 hours) and collect requested samples (Flow Cytometry, Molecular Diagnostics or Cytogenetics). Technologist is not available weekends or Holidays unless approved by Hematopathologist. A CBC and manual differential must be collected within 48 hours of the marrow collection.

---

### Bone Marrow Aspiration- EDTA Collection

Please Note: Hematology Clinic and Dartmouth General Hospital are the only sites approved for EDTA collections.

Tube/Specimen: 2.0 mL EDTA tube

Requisition: CD0046

Division: Hematopathology-Microscopy

Instructions: EDTA Marrows must be received in lab by 16:30 (Monday to Friday only, excluding holidays). The Laboratory must be notified when sending an EDTA bone marrow (Phone 902-473-6667). A CBC and manual differential must be collected within 48 hours of the marrow collection.

---

### Bone Marrow Biopsy

Requisition: CD0046

Division: Hematopathology - Microscopy

Instructions: Procedure is done when bone marrow aspiration is booked at 902-473-6667.

---

### Bone Marrow for Cytogenetics

Section: Management System\PLM\General\PLM Website\General\Test Catalogue\  
Doc#: 19453

Version: 160.0 Current  
Effective Date: 9/6/2023  
Page 50 of 234

The electronic copy that resides on the document control system is the valid document. Any paper document labeled **Uncontrolled** must be verified against the electronic version prior to use.

**Uncontrolled When Printed**

## PLM Laboratory Test Catalogue

Tube/Specimen: Dark green stoppered containing Sodium Heparin 4 mL  
Requisition: CD0046 and IWK Cytogenetics Requisition obtained from 902-428-8336.  
Division: Hematopathology-Microscopy  
Instructions: QEII patients for this procedure must be booked with Hematopathology at 902-473-6667. Notify IWK Lab at 902-428-8336 in advance when requesting this test.

---

### **Bordetella Pertussis Serology**

Tube/Specimen: Gold Stoppered 5.0 mL SST  
Requisition: CD0432/ CD0433  
Division: Microbiology-Immunology  
LIS Mnemonic: RO BORD

---

### **Borrelia Antibodies**

see Lyme Antibodies

Division: Virology-Immunology

---

### **Borrelia-Lyme**

see Lyme Antibodies

Division: Virology-Immunology

---

### **BR**

see CA 15-3

Division: Clinical Chemistry - Core

---

### **BRAF**

see Next Generation Sequencing – Solid Tumor panel

Division: Molecular Diagnostics

---

### **BRCA 1/2 in ovarian cancer**

see Somatic BRCA mutation in ovarian tumor

Division: Molecular Diagnostics

---

### **Breast Cancer Marker**

see CA 15-3

Division: Clinical Chemistry - Core

---

### **Brucella Abortus Antibodies**

Tube/Specimen: Gold Stoppered 5.0 mL SST  
Requisition: CD0432/ CD0433

## PLM Laboratory Test Catalogue

Division: Virology-Immunology  
 Instructions: Convalescent specimen should be sent 10-14 days after acute specimen with a new requisition.  
 LIS Mnemonic: RO BRUC

### **Bullous Pemphigoid** **see Anti-Pemphigoid Antibody**

Division: Immunopathology

### **BUN** **see Urea, Plasma**

Division: Clinical Chemistry - Core

### **C0** **see Cyclosporine**

Division: Clinical Chemistry - Toxicology

### **C1 Esterase Inhibitor** **see C1 Inactivator**

Division: Clinical Chemistry - Immunology

### **C1 Esterase Inhibitor “Functional”**

Tube/Specimen: Light blue topped Sodium Citrate tube  
 Referred Out: In-Common Laboratories  
 Instructions: Centrifuge at room temperature.  
 Separate plasma. **Freeze** at once.  
 Do not accession for non-Nova Scotia Health *Central Zone* Hospitals  
 Send copy of requisition.  
 LIS Mnemonic: C1ESTF

### **C1 Inactivator**

Tube/Specimen: Plain red topped tube (6 mL) (no serum separator)  
 Requisition: CD0002  
 Division: Clinical Chemistry - Immunology  
 Shipping: Ensure the specimen is allowed to clot for 30 minutes before centrifuging and removing the serum. Double centrifugation (after serum has been removed from plain red topped tube) is required to prevent red blood cells being present in the specimen. Two aliquot vials should be frozen and sent on dry ice.  
 Alternate Names: C1 Esterase Inhibitor

### **C1Q Complement Component**

Tube/Specimen: Lavender topped K2EDTA tube.

**Section:** Management System\PLM\General\PLM Website\General\Test Catalogue\  
**Doc#:** 19453

**Version:** 160.0 Current  
**Effective Date:** 9/6/2023  
 Page 52 of 234

## PLM Laboratory Test Catalogue

Referred Out: In-Common Laboratories

Instructions: Centrifuge at room temperature within 1 hour of collection.  
Aliquot platelet-poor plasma.  
Do not accession for non-Nova Scotia Health *Central Zone* Hospitals  
Send copy of requisition.

Stability: 4 days at room temperature, 10 days at 2 to 8°C, 29 days frozen.

LIS Mnemonic: C1QL

### **C2** **see Cyclosporine**

Division: Clinical Chemistry - Toxicology

### **C282Y** **see Hemochromatosis**

Division: Molecular Diagnostics

### **C3 C4** **see Complement Serum (C3 C4)**

Division: Clinical Chemistry - Core

### **CA** **see Calcium, Plasma**

Division: Clinical Chemistry – Core

### **CA125**

Tube/Specimen: Gold Stoppered 5.0 mL SST

Requisition: CD0002

Division: Clinical Chemistry - Core

Shipping: Separate serum within 5 hours of collection. Serum stable for 7 days at 2 to 8°C. Freeze and send 1.0 mL frozen serum.

Alternate Names: Ovarian Cancer Antigen

LIS Mnemonic: CA 125

### **CA15-3**

Tube/Specimen: Gold Stoppered 5.0 mL SST

Requisition: CD0002

Division: Clinical Chemistry - Core

Shipping: Separate serum within 5 hours of collection. Serum stable for 7 days at 2 to 8°C. Freeze and send frozen serum, if longer.

Alternate Names: Breast Cancer Marker

**Section:** Management System\PLM\General\PLM Website\General\Test Catalogue\  
**Doc#:** 19453

**Version:** 160.0 Current  
**Effective Date:** 9/6/2023  
Page 53 of 234

The electronic copy that resides on the document control system is the valid document. Any paper document labeled **Uncontrolled** must be verified against the electronic version prior to use.

**Uncontrolled When Printed**

## PLM Laboratory Test Catalogue

BR

LIS Mnemonic: CA 15-3

### CA 19-9 Level

Tube/Specimen: Gold Stoppered 5.0 mL SST

Requisition: CD0002

Division: Clinical Chemistry – Core

Shipping: Separate serum within 5 hours of collection. Serum stable for 7 days at 2 to 8°C. Freeze and send frozen serum, if longer.

LIS Mnemonic: CA 19-9 Level

### Cadmium Level Whole Blood

Tube/Specimen: 6.0 mL Royal Blue Trace Element K2 EDTA tube (BD368381)

Referred Out: In-Common Laboratories

Instructions: **Do Not Centrifuge!**  
Refrigerate until shipping.  
Do not accession for non-Nova Scotia Health *Central Zone* Hospitals  
Send copy of requisition.

LIS Mnemonic: CAD WB

### Cadmium, Random Urine or 24-Hour Urine

Tube/Specimen: Random collection using a mid-stream technique to eliminate bacterial contamination or 24-hour urine collection (preferred) in a plain container.

Referred Out: In-Common Laboratories

Instructions: Specimen required: 15 mL urine aliquot from a well-mixed collection.  
Record the 'Original Container Type' on the requisition as Plain, Acid or Sodium Carbonate.  
Record Total Volume of the 24-hour urine on both the aliquot and the requisition.  
Do not accession for non-Nova Scotia Health *Central Zone* Hospitals  
Send copy of requisition.

Stability: Room temperature 1 day, 2 to 8°C (preferred) for 3 months and frozen for 1 year.

LIS Mnemonic: U CAD 24  
U CAD

### Caffeine Level

Tube/Specimen: Plain red topped tube

Referred Out: In-Common Laboratories

Instructions: Centrifuge at room temperature.  
Aliquot 1.0 mL (minimum 0.5 mL) of serum into plastic vial.  
Do not accession for non-Nova Scotia Health *Central Zone* Hospitals

Section: Management System\PLM\General\PLM Website\General\Test Catalogue\  
Doc#: 19453

Version: 160.0 Current  
Effective Date: 9/6/2023

Page 54 of 234

The electronic copy that resides on the document control system is the valid document. Any paper document labeled **Uncontrolled** must be verified against the electronic version prior to use.

**Uncontrolled When Printed**

## PLM Laboratory Test Catalogue

Ship refrigerated  
Send copy of requisition.

LIS Mnemonic: Caffeine Level  
CAFQ

### Calcitonin

Tube/Specimen: Gold Stoppered 5.0 mL SST on ice.

Requisition: CD0002

Division: Clinical Chemistry - Core

Instructions: Specimens for this determination should be collected in chilled tubes, kept on ice and delivered immediately to Laboratory Client Support Centre, 1<sup>st</sup> floor Mackenzie.

Shipping: Centrifuge at 4°C within 1 hour of collection. Freeze immediately and send 1.0 ml frozen serum. Thawed specimens are unacceptable.

Stability: Frozen: 60 days

Alternate Names: Thyrocalcitonin

LIS Mnemonic: CALCIT

### Calcium, Ionized

see Ionized Calcium, Plasma

Division: Clinical Chemistry - Core

### Calcium, Plasma

Tube/Specimen: Light Green 4.5 mL Lithium heparin and gel for plasma separation

Requisition: CD0002

Division: Clinical Chemistry - Core

Alternate Names: CA

LIS Mnemonic: CA

### Calcium, Random Urine or 24-Hour Urine

Tube/Specimen: Random collection using a mid-stream technique to eliminate bacterial contamination or 24-hour urine collection (preferred) in a plain container.

Requisition: CD0002

Division: Clinical Chemistry - Core

Instructions: Specimen required: 4 mL aliquot of pH adjusted and well-mixed collection.  
Record the 'Original Container Type' on the requisition as Plain, Acid or Sodium Carbonate.  
Record Total Volume of the 24-hour urine on both the aliquot and the requisition.  
Refer to Appendix A for pH adjustment instructions.

## PLM Laboratory Test Catalogue

Comments: Testing includes Urine Creatinine. Calcium/Creatinine ratio will be calculated for random urine specimens.

Stability: Room temperature for 1 day, 2 to 8°C (preferred) for 7 days and frozen for 2 weeks.

LIS Mnemonic: U24 CA  
U CA

### Calculus Analysis

Tube/Specimen: State origin of calculus. Submit specimen in a clean container without preservative.

Referred Out: In-Common Laboratories

Instructions: Do not accession for non-Nova Scotia Health *Central Zone* Hospitals  
Ship at room temperature.

LIS Mnemonic: STONE

### California Encephalitis

see ARBO Virus

Division: Virology-Immunology

### Calprotectin, Fecal

Tube/Specimen: Collect 10 g of feces/stool in plain screw-capped plastic container. Do not add preservative.

Referred Out: IWK: Central Zone area only  
In-Common Laboratories: non-Nova Scotia Health Central Zone Hospitals

Instructions: **Freeze** sample.  
Do not accession for non-Nova Scotia Health *Central Zone* Hospitals  
Send copy of requisition.

Stability: IWK specimens: 3 days refrigerated; 30 days frozen.  
ICL specimens: 5 days refrigerated; 1 month frozen.

LIS Mnemonic: CALP F

### CALR (Calreticulin) Mutation

see Next Generation Sequencing – Myeloid panel

Division: Molecular Diagnostics

### cAMP

see Cyclic AMP Urine and Serum

Referred Out: Mayo Medical Laboratories

### Cancer Associated Retinopathy Panel (CARP)

see Anti-Retinal Autoantibody

Referred Out: Mayo Medical Laboratories



**Carbamazepine-10, 11 Epoxide**

(Do not confuse with Carbamazepine)

Tube/Specimen: Collect one plain red topped tube

Referred Out: In-Common Laboratories

Instructions: **Must indicate "Epoxide" on the requisition.**  
Aliquot 2.0 mL serum. **Freeze.**  
Do not accession for non-Nova Scotia Health *Central Zone* Hospitals  
Send copy of requisition.

LIS Mnemonic: CARBEP

**Carbamazepine**

Tube/Specimen: Plain Red Tube 6 or 10 mL

Requisition: CD0002

Division: Clinical Chemistry - Core

Comments: Blood should be collected just prior to the next dose (trough collection). Specimens should not be collected until the blood concentration is at steady state (3-4 half-lives).

Note: These determinations can be done on micro samples. Send at least 0.2 mL of serum.

Alternate Names: Tegretol

LIS Mnemonic: CARB

**Carbon Dioxide, Plasma**

**see Bicarbonate, Plasma**

Division: Clinical Chemistry - Core

**Carbon Monoxide**

Tube/Specimen: Dark green stoppered, lithium heparinized venous whole blood at **Room Temperature.**  
Maximum heparin ratio must be <10 IU/mL blood  
Recommended volume: Full tube

Requisition: CD3211\_05 – 2022

Division: Clinical Chemistry - Core

Comments: Label tube with patient information in waterproof ink. Place labelled requisition and tube in transport bag (**NOT ON ICE**) and deliver to Processing Area immediately.

Alternate Names: Carboxyhemoglobin  
COHb

LIS Mnemonic: COHB

**Carboxyhemoglobin**

**see Carbon Monoxide**

Division: Clinical Chemistry - Core

---

**Carcinoembryonic Antigen**

see CEA

Division: Clinical Chemistry – Core

---

**Cardiac Enzymes**

see CK, Plasma or Lactic Dehydrogenase, Serum

Division: Clinical Chemistry – Core

---

**Cardio Ab**

see Anti-Cardiolipin Ab

Division: Immunopathology

---

**Cardiolipin Antibodies**

see Anti-Cardiolipin Ab

Division: Immunopathology

---

**Carnitine Free and Total**

Tube/Specimen: Collect one gold topped SST or plain red topped tube.

Referred Out: In-Common Laboratories

Instructions: Centrifuge at room temperature.  
Aliquot 1.0 mL serum into plastic vial. **Freeze** at once.  
Send copy of requisition.

LIS Mnemonic: CARN FT

---

**Carotene (Beta-Carotene) (β-Carotene)**

Tube/Specimen: Collect two gold topped SST tubes. **Wrap in foil to protect from light!**

Referred Out: In-Common Laboratories

Instructions: Centrifuge at room temperature.  
Aliquot 4.0 mL serum into plastic vial. **Wrap aliquot in foil to protect from light. Freeze** at once.  
Send copy of requisition.

LIS Mnemonic: Carotene

---

**Catecholamines, Total Plasma**

Tube/Specimen: Collect two lavender topped EDTA tubes and **place on ice**.  
Abstaining from tobacco use, drinking caffeinated beverages, and eating for at least 4 hours before the specimen is drawn are recommended by the testing site for best results, however, are not required.

Referred Out: In-Common Laboratories

Instructions: Sample must be centrifuged cold (4°C) and frozen **within 1 hour of collection**.  
Aliquot minimum 5.0 mL of plasma into plastic vial. **Freeze**.  
Do not accession for non-Nova Scotia Health *Central Zone* Hospitals  
Send copy of requisition.

**Section:** Management System\PLM\General\PLM Website\General\Test Catalogue\  
**Doc#:** 19453

**Version:** 160.0 Current  
**Effective Date:** 9/6/2023

Page 58 of 234

The electronic copy that resides on the document control system is the valid document. Any paper document labeled **Uncontrolled** must be verified against the electronic version prior to use.

**Uncontrolled When Printed**

## PLM Laboratory Test Catalogue

Stability: -20°C for 7 days and -70°C for 6 months.  
Room temperature and refrigerated are not acceptable.

LIS Mnemonic: Cats Plasma

### Catecholamine, 24-Hour Urine

Tube/Specimen: 24-hour urine collection, preserved with 25 mL 6N HCL added to the bottle at the start of collection

Requisition: CD0002

Division: Clinical Chemistry - Toxicology

Instructions: Specimen required: 30 mL urine aliquot from a pH adjusted and well-mixed collection.  
Record the 'Original Container Type' on the requisition as Plain, Acid or Sodium Carbonate.  
Record the Total Volume of the 24-hour urine on both the aliquot and the requisition.  
Abstain from medications that affect catecholamine levels for 72 hours prior to collection.  
Refer to Appendix A for pH adjustment instructions.

Stability: Room temperature for 1 day (pH=2 to 4), 2 to 8°C (preferred) for 7 days (pH=2 to 4) and frozen for 2 weeks (pH=2 to 4).

Alternate Names: Urinary Catecholamines

LIS Mnemonic: U24 CATS  
U CATS R [IWK Only)

### CBC see Profile, AutoDiff

Division: Hematopathology - Core

### CBF beta-MYH11 gene fusion see Inversion 16

Division: Molecular Diagnostics

### CCP see Anti-Cyclic Citrullinated Peptide

Division: Immunopathology

### CD4 Cells, CD4 Cell Marker see T Cell Subsets

Division: Hematopathology- Flow Cytometry

### CD19 TESTING see B Cell Counts

Division: Hematopathology- Flow Cytometry

### CD34 TESTING see Stem Cell Enumeration

Division: Hematopathology- HLA

### CD55/59 TESTING see Paroxysmal Nocturnal Hemoglobinuria

Section: Management System\PLM\General\PLM Website\General\Test Catalogue\  
Doc#: 19453

Version: 160.0 Current  
Effective Date: 9/6/2023

Page 59 of 234

The electronic copy that resides on the document control system is the valid document. Any paper document labeled **Uncontrolled** must be verified against the electronic version prior to use.

**Uncontrolled When Printed**

## PLM Laboratory Test Catalogue

Division: Hematopathology – Flow Cytometry

### CEA

Tube/Specimen: Gold Stoppered 5.0 mL SST

Requisition: CD0002

Division: Clinical Chemistry - Core

Shipping: Separate serum within 5 hours of collection. Serum stable for 7 days at 2 to 8°C. Freeze and send frozen serum, if longer.

Alternate Names: Carcinoembryonic Antigen

LIS Mnemonic: CEA

### CEA and Amylase, Pancreatic Cyst Fluid

Tube/Specimen: 1 mL Pancreatic Cyst Fluid collected in a sterile plastic screw top container

Requisition: CD0002

Division: Clinical Chemistry - Core

Shipping: If sending specimen from outside QEII HSC, transport refrigerated.

Stability: 72 hours refrigerated

LIS Mnemonic: PCF CEA and AMY  
Or  
 PCF AMY and CEA

### Celiac Screen/Disease

see Anti-Tissue Transglutaminase

Division: Immunopathology

### CellCept

see Mycophenolate

Division: Clinical Chemistry - Toxicology

### Cell-free DNA

see Circulating Tumor DNA

Division: Molecular Diagnostics

### Cell Surface Markers

see Leukemia and Lymphoma Screening

Division: Hematopathology-Flow Cytometry

### Celontin

see Methotrexate

Division: Clinical Chemistry - Core

Section: Management System\PLM\General\PLM Website\General\Test Catalogue\  
 Doc#: 19453

Version: 160.0 Current

Effective Date: 9/6/2023

Page 60 of 234

The electronic copy that resides on the document control system is the valid document. Any paper document labeled **Uncontrolled** must be verified against the electronic version prior to use.

**Uncontrolled When Printed**

---

**Cerebrospinal Fluid**

Tube/Specimen: Sterile plastic screw-top tubes

Requisition: QE 7850\_12\_05

Division: Hematopathology - Core

Instructions: Testing of CSF is conducted in various laboratory disciplines making it desirable for each laboratory to have a separate sample. Therefore, at least three (3) tubes should be collected. The tubes must be clearly numbered in order of collection. All samples are sent to the Hematopathology - Core lab.  
Specimens from Patients who are suspect or clinically diagnosed with CJD must follow Nova Scotia Health Central Zone Policy and Procedure # IC 09-003.

Shipping: If quantities are not met, it may not be possible to provide the requested test results.  
Amounts Required:  
Lumbar Puncture or Drain Lumbar Puncture- Microbiology: 1.5 mL; Clinical Chemistry - Core: 1.0 mL; Hematopathology - Core: 1.0 mL; Cytology: 1.0 mL

---

**Ceruloplasmin**

Tube/Specimen: Gold Stoppered 5.0 mL SST

Requisition: CD0002

Division: Clinical Chemistry - Core

Shipping: Separate serum within 5 hours of collection. Serum stable for 2 weeks at 2 to 8°C. Freeze and send frozen serum, if longer.

LIS Mnemonic: CERULO

---

**CH50** **see Complement CH50**

Referred Out: In-Common Laboratories

---

**CHIC-2** **see Hypereosinophilic Syndrome**

Referred Out: Mayo Cytogenetics Laboratory

---

**Chicken Pox Titre** **see Varicella Zoster Immune Status**

Division: Virology-Immunology

---

**Chikungunya Virus** **see ARBO Virus**

Division: Virology-Immunology

---

**Chimerism Analysis for BMT**

Tube/Specimen: 4.0 mL EDTA Lavender stoppered tube(s)  
Peripheral blood: 1 tube, minimum volume 1 mL. Stability – 14 days at 4°C  
Bone marrow: 1 tube, minimum volume 1 mL. Stability – 14 days at 4°C

Section: Management System\PLM\General\PLM Website\General\Test Catalogue\  
Doc#: 19453

Version: 160.0 Current  
Effective Date: 9/6/2023  
Page 61 of 234

The electronic copy that resides on the document control system is the valid document. Any paper document labeled **Uncontrolled** must be verified against the electronic version prior to use.

**Uncontrolled When Printed**

## PLM Laboratory Test Catalogue

Tissue: Send in saline at 4°C, or frozen on dry ice. Stability – 12 hours in saline at 4°C, or 7 days frozen  
DNA: Stability – 3 months at 4°C or frozen.

Requisition: CD0046 or CD2573

Division: Molecular Diagnostics

Instructions: Blood/bone marrow must be kept at 4°C, accompanied by requisition.  
Any specimen referred from outside of Nova Scotia Health Central Zone must also be accompanied by a printout of the CBC results, as it is important to know the white blood cell count prior to extracting the DNA.  
If multiple Molecular Diagnostics tests are ordered, only 2 tubes of peripheral blood or 1 tube of bone marrow are necessary.

Alternate Names: Pre-BMT Donor  
Pre-BMT Recipient  
Post-BMT  
Post-BMT Recipient  
STR  
Short Tandem Repeats  
VNTR  
Variable Number Tandem Repeats

LIS Mnemonic: 2LAVDNA

### Chlamydia PCR, Swab

Tube/Specimen: Hologic Aptima Multitest Swab collected from eye, urethra, cervix, vagina, throat or rectum

Requisition: CD0432/CD0433

Division: Microbiology-Immunology

Shipping: Stable at 2 to 30°C for 60 days

LIS Mnemonic: CTGC

### Chlamydia PCR, Urine

Requisition: CD0432/ CD0433

Division: Virology-Immunology

Instructions: 10 to 50 mL first catch urine (first part of the stream) collected in polypropylene container with no preservative

Comments: Patient must not have urinated during the previous 2 hours. This test is recommended for male patients. The preferred sample for females is a vaginal swab due to the decreased sensitivity of female urine.

Shipping: If sending specimen from outside QEII HSC, transport at room temperature within 24 hours of collection. Refrigerate specimen until time of transport.

LIS Mnemonic: CTGC

### Chloride, Plasma

Tube/Specimen: Light Green 4.5 mL Lithium heparin and gel for plasma separation

Requisition: CD0002

Division: Clinical Chemistry – Core

**Section:** Management System\PLM\General\PLM Website\General\Test Catalogue\  
**Doc#:** 19453

**Version:** 160.0 Current  
**Effective Date:** 9/6/2023

Page 62 of 234

The electronic copy that resides on the document control system is the valid document. Any paper document labeled **Uncontrolled** must be verified against the electronic version prior to use.

**Uncontrolled When Printed**

## PLM Laboratory Test Catalogue

Comments: Specimens must be delivered to the laboratory within 2 hours of collection.

Shipping: Separate plasma within 2 hours of collection.

Alternate Names: Cl-

LIS Mnemonic: CL

### Chloride, Stool

see Fecal Chloride

Referred Out: In-Common Laboratories

### Chloride, Random Urine or 24-Hour Urine

Tube/Specimen: Random collection using a mid-stream technique to eliminate bacterial contamination or 24-hour urine collection (preferred) in a plain container.

Requisition: CD0002

Division: Clinical Chemistry - Core

Instructions: Specimen required: 4 mL urine aliquot from well-mixed collection.  
Record the 'Original Container Type' on the requisition as Plain, Acid or Sodium Carbonate.  
Record the Total Volume of the 24-hour urine on both the aliquot and the requisition.

Comments: No reference ranges are provided for random urine.

Stability: Room temperature 1 day, 2 to 8°C (preferred) for 7 days and frozen for 2 weeks.

LIS Mnemonic: U24 CL  
U CL

### Cholesterol, Plasma

Tube/Specimen: Light Green 4.5 mL Lithium heparin and gel for plasma separation

Requisition: CD0002

Division: Clinical Chemistry - Core

Instructions: Patient fasting is at the discretion of the ordering physician and must be indicated on the requisition.

Alternate Names: Cholesterol Screen  
Lipid Profile  
Lipid Screen  
Lipid Testing

LIS Mnemonic: CHOL

### Cholesterol Crystals

Tube/Specimen: 10.0 mL Body Fluid collected in sterile plastic screw top tubes

Requisition: CD0002

Section: Management System\PLM\General\PLM Website\General\Test Catalogue\  
Doc#: 19453

Version: 160.0 Current

Effective Date: 9/6/2023

Page 63 of 234

The electronic copy that resides on the document control system is the valid document. Any paper document labeled **Uncontrolled** must be verified against the electronic version prior to use.

**Uncontrolled When Printed**

## PLM Laboratory Test Catalogue

Division: Clinical Chemistry - Core  
 Shipping: If sending specimen from outside QEII HSC, transport at room temperature.  
 LIS Mnemonic: BF CHOLCRY

### **Cholesterol Screen** **see Cholesterol, Plasma**

Division: Clinical Chemistry - Core

### **Cholesterol, HDL** **see HDL-Cholesterol, Plasma**

Division: Clinical Chemistry - Core

### **Cholesterol, LDL** **see LDL-Cholesterol, Plasma**

Division: Clinical Chemistry - Core

### **Cholinesterase** **see Acetylcholinesterase, Plasma**

Division: Clinical Chemistry - Core

### **Cholinesterase Phenotyping (CHE Phenotyping)**

Tube/Specimen: Collect one red topped tube. If patient has had surgery, collect specimen at least 24 hours post-surgery.

Referred Out: In-Common Laboratories

Instructions: Plasma not acceptable.  
 Centrifuge at room temperature.  
 Aliquot 2.0 mL of serum into plastic vial. **Freeze** at once.  
 Send copy of requisition.

LIS Mnemonic: CHE Pheno

### **Chorionic Gonadotropin Beta- Subunit** **see HCG (Quant), Plasma**

Division: Clinical Chemistry - Core

### **Chrithidia Lucillae** **see Anti-Nuclear AB (ANA)**

Division: Immunopathology

### **Chromium 24 Hour Urine**

Tube/Specimen: Collect in plain 24 hour urine container. Collection date and 24 hour volume must be provided.  
 Avoid seafood consumption for five days prior to collection.

**Section:** Management System\PLM\General\PLM Website\General\Test Catalogue\  
**Doc#:** 19453

**Version:** 160.0 Current  
**Effective Date:** 9/6/2023  
 Page 64 of 234

The electronic copy that resides on the document control system is the valid document. Any paper document labeled **Uncontrolled** must be verified against the electronic version prior to use.

**Uncontrolled When Printed**



## PLM Laboratory Test Catalogue

Referred Out: In-Common Laboratories

Instructions: Record total volume.  
Record the 'Original Container Type' on the requisition as Plain, Acid or Sodium Carbonate.  
Aliquot 13.0 mL of 24 hour urine collection into a transport tube.  
Ship at room temperature.  
Do not accession for non-Nova Scotia Health *Central Zone* Hospitals  
Send copy of requisition.

LIS Mnemonic: Miscellaneous Referred-Out

### Chromium, Plasma

Tube/Specimen: 6.0 mL Royal Blue Trace Element K2 EDTA tube (BD368381)

Referred Out: In-Common Laboratories

Instructions: Centrifuge within 30 minutes of collection.  
Aliquot plasma into plastic transfer vial. Store and ship frozen.  
Results may be falsely elevated if specimen is not separated within 30 minutes of collection and/or hemolysis is present.  
Do not accession for non-Nova Scotia Health *Central Zone* Hospitals  
Send copy of requisition.

Utilization: Plasma chromium is used for potential nutritional deficiency; whole blood is the preferred sample for monitoring following orthopedic arthroplasty.

Stability: 22 days at room temperature and 14 months at 2 to 8°C or frozen.

LIS Mnemonic: CR P

### Chromium, Random Urine

Tube/Specimen: Collect a random urine sample and transfer to a metal-free container. Provide collection date. Indicate "Random". Avoid seafood consumption for five days prior to collection.

Referred Out: In-Common Laboratories

Instructions: Store and send cold.  
Do not accession for non-Nova Scotia Health *Central Zone* Hospitals  
Send copy of requisition.

Stability: 14 days at room temperature and 11 months at 2 to 8°C or frozen.

LIS Mnemonic: CRRU

### Chromium, Whole Blood

Tube/Specimen: 6.0 mL Royal Blue Trace Element K2 EDTA tube (BD368381)

Referred Out: In-Common Laboratories

Instructions: Ship refrigerated. Do not freeze. Do Not Centrifuge!  
Do not accession for non-Nova Scotia Health *Central Zone* Hospitals  
Send copy of requisition.

Utilization: Used for patients with orthopedic implants made of cobalt-chromium alloys, annual follow-up of levels is recommended for the first five years to assess the function of implants and monitor potential adverse health effects.

## PLM Laboratory Test Catalogue

Stability: 20 days at room temperature and 14 months at 2 to 8°C or frozen.

LIS Mnemonic: CR WB

---

### Chromogenic Factor IX see Factor Assay Chromogenic IX

Division: Hematopathology-Coagulation

---

### Chromogranin A

Tube/Specimen: One lavender topped EDTA tube

Referred Out: In-Common Laboratories

Instructions: Centrifuge at room temperature.  
Aliquot at least 1.0 mL plasma into a plastic vial.  
**Freeze immediately.**  
Specimen unsuitable if thawed.  
Do not accession for non-Nova Scotia Health *Central Zone* Hospitals  
Send copy of requisition.

LIS Mnemonic: CGA

---

### Chromosomal Analysis

Tube/Specimen: Dark green stoppered containing Sodium Heparin 4 mL

Requisition: IWK Cytogenetics Requisition

Division: Hematopathology - Microscopy

Instructions: Notify IWK Lab at 902-428-8336 in advance when requesting this test or to obtain requisition.

---

### Chromosome Translocation t (11; 14) see bcl-1 Gene fusion

Division: Molecular Diagnostics

---

### Chromosome Translocation t (14; 18) see bcl-2 Gene fusion

Division: Molecular Diagnostics

---

### Chylomicrons, Body Fluid (Pleural Fluid or Peritoneal Fluid)

Tube/Specimen: Minimum 1.0 mL Body Fluid collected in sterile plastic screw top tubes

Requisition: CD0002

Division: Clinical Chemistry - Core

Shipping: Send to the VG lab ASAP. Sample is stable for 24 hours at room temperature and 7 days refrigerated.

LIS Mnemonic: BF CHYLO

## PLM Laboratory Test Catalogue

---

### Chylomicrons, Plasma

Tube/Specimen: Light Green 4.5 mL Lithium heparin and gel for plasma separation or gold or red topped serum tubes

Requisition: CD0002

Division: Clinical Chemistry - Core

Shipping: Send to the VG lab. Sample is stable for 24 hours at room temperature and 7 days refrigerated.

LIS Mnemonic: CHYLO P

---

### Circulating Tumor DNA

Tube/Specimen: **10 mL Streck** Cell-Free DNA BCT black and brown stoppered tube.  
Peripheral blood: 2 tubes, minimum volume 7 mL. Stability – 14 days at room temperature or 4°C.

Requisition: CD0046 or CD2573

Division: Molecular Diagnostics

Instructions: To be ordered only by an oncologist. The patient's sensitizing mutation must be written on the requisition. Blood must be kept at room temperature or at 4°C, accompanied by requisition.

Alternate Names: ctDNA  
ctEGFR  
T790M  
Liquid biopsy  
Cell-free DNA

LIS Mnemonic: DNA ct

---

### Citrate, 24-Hour Urine

Tube/Specimen: 24-hour urine collection in a plain container.

Requisition: CD0002

Division: Clinical Chemistry - Core

Instructions: Specimen required: 4 mL urine aliquot from well-mixed collection.  
Record the 'Original Container Type' on the requisition as Plain, Acid or Sodium Carbonate.  
Patient must follow special diet provided by the Stone Clinic.  
Record Total Volume of the 24-hour urine on both the aliquot and the requisition.

Stability: Room temperature 6 hours, 2 to 8°C (preferred) for 7 days and frozen for 2 weeks.

Alternate Names: Citric Acid

LIS Mnemonic: U24 CIT  
U CIT R [IWK samples only]

---

### Citrate for Platelet

**see Profile, AutoDiff with Citrate for Platelet**

Division: Hematopathology – Core

**Section:** Management System\PLM\General\PLM Website\General\Test Catalogue\  
**Doc#:** 19453

**Version:** 160.0 Current  
**Effective Date:** 9/6/2023

Page 67 of 234

The electronic copy that resides on the document control system is the valid document. Any paper document labeled **Uncontrolled** must be verified against the electronic version prior to use.

**Uncontrolled When Printed**

---

### Citric Acid

see Citrate, Urine

Division: Clinical Chemistry – Core

---

### CK, Plasma

Tube/Specimen: Light Green 4.5 mL Lithium heparin and gel for plasma separation

Requisition: CD0002

Division: Clinical Chemistry – Core

Alternate Names: Creatine Kinase  
CPK  
CKMB  
Cardiac Enzymes

LIS Mnemonic: CK

---

### CK isoenzymes (CKMB)

Tube/Specimen: Gold topped SST tube.

Referred Out: In-Common Laboratories

Instructions: Centrifuge at room temperature  
Aliquot at least 0.5 mL serum and **freeze**.  
Send copy of requisition.

LIS Mnemonic: MISC REF

---

### CL

see Chloride, Plasma

Division: Clinical Chemistry - Core

---

### Clinical Bacteriology Referred Out Isolates: Special Bacteriology (Examples: Legionella, Bartonella ID, Bacterial Identifications)

Tube/Specimen: Isolate for identification/typing

Referred Out: National Microbiology Laboratory

Instructions: Shipped as Category B

---

### CLL hypermutation

see IGHV Somatic Hypermutation

Division: Molecular Diagnostics

---

### CLL MLPA

Tube/Specimen: 4.0 mL EDTA Lavender stoppered tube(s) and one 7.0 mL Lithium Heparin Dark green stoppered tube

Section: Management System\PLM\General\PLM Website\General\Test Catalogue\  
Doc#: 19453

Version: 160.0 Current  
Effective Date: 9/6/2023

Page 68 of 234

The electronic copy that resides on the document control system is the valid document. Any paper document labeled **Uncontrolled** must be verified against the electronic version prior to use.

**Uncontrolled When Printed**

## PLM Laboratory Test Catalogue

Peripheral blood: Preferably 2 tubes, minimum volume 1 mL. Stability – 24 hours at 4°C  
 Bone marrow: 1 tube, minimum volume 1 mL. Stability – 24 hours at 4°C  
 DNA: Stability – 3 months at 4°C or frozen.

Requisition: CD0046 or CD2573

Division: Molecular Diagnostics

Instructions: Blood/bone marrow must be kept at 4°C, accompanied by requisition.  
 Any specimen referred from outside of Nova Scotia Health Central Zone must also be accompanied by a printout of the CBC results, as it is important to know the white blood cell count prior to extracting the DNA.  
 If multiple Molecular Diagnostics tests are ordered, only 2 tubes of peripheral blood or 1 tube of bone marrow are necessary.

LIS Mnemonic: MLPA

### Clobazam

Tube/Specimen: Plain Red Tube 6 or 10 mL

Requisition: CD0002

Division: Clinical Chemistry - Toxicology

Instructions: This determination can be done on micro samples. Send at least 0.2 mL of serum for each test.  
 Blood should be collected just prior to the next dose (trough collection).

Note: Routine monitoring includes quantitation of the active metabolite N-Desmethyloclobazam.

Alternate Names: Frisium

LIS Mnemonic: CLOB

### Clomipramine Level

Tube/Specimen: Royal Blue Trace Element SERUM tube (BD368380)

Referred Out: In-Common Laboratories

Instructions: Centrifuge at room temperature and aliquot serum in plastic vial. **Freeze.**  
 Do not accession for non-Nova Scotia Health *Central Zone* Hospitals  
 Send copy of requisition.

Note: Plain red topped tube is acceptable. Lavender topped EDTA plasma is acceptable. Must indicate sample type on tube.

LIS Mnemonic: CLOMI

### Clonazepam (Clonazepine)

Tube/Specimen: Plain red topped tube.

Referred Out: In-Common Laboratories

Instructions: Centrifuge at room temperature.  
 Aliquot 3.0 mL of serum into plastic vial.  
**Freeze immediately.**  
 Do not accession for non-Nova Scotia Health *Central Zone* Hospitals  
 Send copy of requisition.

Section: Management System\PLM\General\PLM Website\General\Test Catalogue\  
 Doc#: 19453

Version: 160.0 Current  
 Effective Date: 9/6/2023

Page 69 of 234

The electronic copy that resides on the document control system is the valid document. Any paper document labeled **Uncontrolled** must be verified against the electronic version prior to use.

**Uncontrolled When Printed**

LIS Mnemonic: CLONAZ

---

### Clozapine (Clozaril)

Tube/Specimen: Royal Blue Stoppered (BD 368380, Trace Element Serum/Plasma) 2x6 mL

Requisition: CD0002

Division: Clinical Chemistry - Toxicology

Comments: Blood should be collected just prior to next dose (trough). Blood should not be collected until 7 days after the last dose change.

Shipping: If sending specimen from outside QEII HSC, send frozen serum.

Alternate Names: Clozaril  
Desmethylozapine  
Norclozapine

LIS Mnemonic: CLOZ

---

### CMV Antibody Screen

Tube/Specimen: Gold Stoppered 5.0 mL SST

Requisition: CD0002A/ CD0002B

Division: Virology-Immunology

Instructions: Indicate on requisition whether immune status (IgG) or recent infection (IgM) is required. For IgM: convalescent specimen should be taken 10-14 days after acute specimen with a new requisition. Indicate if specimen is acute or convalescent.

Alternate Names: Cytomegalovirus Antibody Screen

LIS Mnemonic: CMV (IgG)  
CMVM (IgM)

---

### CMV Antigen

see CMV PCR

Division: Virology-Immunology

---

### CMV Avidity

Tube/Specimen: Gold Stoppered 5.0 mL SST tube

Requisition: CD0002A/CD0002B

Division: Microbiology-Immunology

Instructions: Clinical data should be indicated on the requisition. Provide CMVG (AU/mL) and CMVM (index) results as well as any patient information (ie.pregnancy) on the requisition.

Note: This test will be referred out by the laboratory.

LIS Mnemonic: RO ROSER

Section: Management System\PLM\General\PLM Website\General\Test Catalogue\  
Doc#: 19453

Version: 160.0 Current  
Effective Date: 9/6/2023

Page 70 of 234

The electronic copy that resides on the document control system is the valid document. Any paper document labeled **Uncontrolled** must be verified against the electronic version prior to use.

**Uncontrolled When Printed**

## PLM Laboratory Test Catalogue

---

### CMV Blood Culture

see CMV PCR

Division: Virology-Immunology

---

### CMV PCR

Tube/Specimen: One Lavender stoppered 4.0 mL EDTA tube

Requisition: CD0002

Division: Virology-Immunology

Instructions: Store whole blood at 2 to 25°C for no longer than 24 hours. Separate plasma by centrifuging at 3000g for 20 minutes. Separated plasma should be shipped at 2 to 8°C within 7 days.

Alternate Names: Cytomegalovirus Viral Load  
CMV Antigen

LIS Mnemonic: CMVPCR

---

### CMV Titre

see CMV Antibody Screen

Division: Virology-Immunology

---

### CO<sub>2</sub>, Plasma

see Bicarbonate, plasma

Division: Clinical Chemistry - Core

---

### Coagulation Factor Assays

Tube/Specimen: 2 Light Blue Stoppered 2.7 mL buffered NA (sodium) citrate, must be a full draw

Requisition: CD0002

Division: Hematopathology - Coagulation

Comments: The Factors required must be indicated on the requisition.

Note: Send 2 frozen aliquots of 1.0 mL platelet-poor plasma (see Coagulation Testing under Specimen Collection Information) in polypropylene vials (12x75). Send on dry ice.

Exception: **FXIII (Factor 13) is not performed at the QEII. Referring hospitals are to send sample directly to In-Common Laboratories.**

---

### Cobalt, Plasma

Tube/Specimen: 6.0 mL Royal Blue Trace Element K2 EDTA tube (BD368381)

Referred Out: In-Common Laboratories

Instructions: Centrifuge as soon as possible.  
Aliquot plasma into plastic transfer vial. **Freeze.**  
Do not accession for non-Nova Scotia Health *Central Zone* Hospitals  
Send copy of requisition.

---

## PLM Laboratory Test Catalogue

Utilization: Whole blood is the preferred sample for monitoring following orthopedic arthroplasty.

Stability: 22 days at room temperature and 14 months at 2 to 8°C or frozen.

LIS Mnemonic: COBP

### Cobalt, Whole Blood

Tube/Specimen: 6.0 mL Royal Blue Trace Element K2 EDTA tube (BD368381)

Referred Out: In-Common Laboratories

Instructions: **Do Not Centrifuge!**  
Do not freeze. Ship refrigerated.  
Do not accession for non-Nova Scotia Health *Central Zone* Hospitals  
Send copy of requisition.

Utilization: Used for patients with orthopedic implants made of cobalt-chromium alloys, annual follow-up of levels is recommended for the first five years to assess the function of implants and to monitor potential adverse health effects.

Stability: 22 days at room temperature and 14 months at 2 to 8°C or frozen.

LIS Mnemonic: COB WB

### Coccidioidomycosis Serology

Tube/Specimen: Gold Stoppered 5.0 mL SST

Requisition: CD0432/ CD0433

Division: Virology-Immunology

Instructions: Clinical data should be indicated on the requisition.

Note: For Coccidioidomycoses cultures, see the "Microbiology User's Manual". This test will be referred out by the laboratory.

LIS Mnemonic: RO COCCIDIO

### COHb see Carbon Monoxide

Division: Clinical Chemistry - Core

### Cold Agglutinin Test see Cold Agglutinin Titre

Division: Transfusion Medicine

### Cold Agglutinin Titre

Tube/Specimen: One Plain Red topped tube (6 or 10 mL) or one Lavender topped EDTA tube, collected at 37°C

Requisition: CD0001\_05\_2019

Division: Transfusion Medicine

Instructions: Specimens must remain at 37°C throughout the procedure until they arrive in Transfusion Medicine.

**Section:** Management System\PLM\General\PLM Website\General\Test Catalogue\  
**Doc#:** 19453

**Version:** 160.0 Current  
**Effective Date:** 9/6/2023

Page 72 of 234

The electronic copy that resides on the document control system is the valid document. Any paper document labeled **Uncontrolled** must be verified against the electronic version prior to use.

**Uncontrolled When Printed**



## PLM Laboratory Test Catalogue

If specimen cannot arrive in the laboratory at 37°C then spin and separate serum or plasma before sending.  
Serum or plasma must be separated within 24 hours.  
Testing is batched and will be performed once per week. If required STAT, please call Transfusion Medicine.

Note: Thermal amplitudes are automatically done when Cold Agglutinin Titre results are greater than 640.

---

### Complement Serum (C3 and C4)

Tube/Specimen: Gold Stoppered 5.0 mL SST  
 Requisition: CD0002  
 Division: Clinical Chemistry - Core  
 Comments: Indicate on requisition, which Complement is requested.  
 Shipping: Separate serum as soon as possible. Serum stable for 48 hours at 2 to 8°C. Freeze and send frozen serum, if longer.  
 Alternate Names: C3 C4  
 LIS Mnemonic: C3  
 Complement C3  
 C3 Complement  
 C4  
 Complement C4  
 C4 Complement  
 Complement  
 C3C4  
 Complement C3C4

---

### Complement CH50

Tube/Specimen: Gold topped SST tube.  
 Referred Out: In-Common Laboratories  
 Instructions: Centrifuge at room temperature.  
 Aliquot 2.0 mL serum into a plastic vial. **Freeze** at once.  
 Send copy of requisition.  
 Note: Plasma is NOT suitable for analysis.  
 LIS Mnemonic: CH50

---

### Compound "S" see 11-Deoxycortisol

Referred Out: In-Common Laboratories

---

### Coombs Test see Direct Antiglobulin Test or Indirect

Division: Transfusion Medicine

---

### Co-Oximetry see Blood Gases

## PLM Laboratory Test Catalogue

Division: Clinical Chemistry - Core

---

### Copeptin

Tube/Specimen: Light Green 4.5 mL Lithium heparin and gel for plasma separation

Referred Out: In-Common Laboratories

Instructions: Centrifuge.  
Aliquot 1.0 mL plasma into a plastic transfer vial. **Freeze at once.**  
Do not accession for non-Nova Scotia Health *Central Zone* Hospitals  
Send copy of requisition.

LIS Mnemonic: Copeptin

---

### Copper, Plasma

Tube/Specimen: 6.0 mL Royal Blue Trace Element K2 EDTA tube (BD368381)

Referred Out: In-Common Laboratories

Instructions: Centrifuge **ASAP**.  
Aliquot approximately 3.0 mL plasma into a plastic transfer vial. **Freeze.**  
Do not accession for non-Nova Scotia Health *Central Zone* Hospitals  
Send copy of requisition.

Utilization: Plasma copper is used for potential nutritional deficiency or in diagnosis of Wilson's disease.

Stability: Room temperature for 22 days, 14 months at 2 to 8°C or frozen.

LIS Mnemonic: CU P

---

### Copper, Random Urine or 24-Hour Urine

Tube/Specimen: Random collection (preferred) using a mid-stream technique to eliminate bacterial contamination or 24-hour urine collection in a plain container.

Referred Out: In-Common Laboratories

Instructions: Specimen required: 13 mL urine aliquot from well-mixed collection.  
Record the 'Original Container Type' on the requisition as Plain, Acid or Sodium Carbonate.  
Record Total Volume of the 24-hour urine on both the aliquot and the requisition.  
Avoid mineral supplements for 5 days.  
Do not accession for non-Nova Scotia Health *Central Zone* Hospitals  
Send copy of requisition.

Utilization: Urine copper is used in diagnosis of Wilson's disease and obstructive liver disease.

Stability: Room temperature 1 day, 2 to 8°C (preferred) for 3 months and frozen for 1 year.

LIS Mnemonic: CU U 24  
CU U

---

### Copper, Whole Blood

Tube/Specimen: 6.0 mL Royal Blue Trace Element K2 EDTA tube (BD368381)

Section: Management System\PLM\General\PLM Website\General\Test Catalogue\  
Doc#: 19453

Version: 160.0 Current  
Effective Date: 9/6/2023  
Page 74 of 234

The electronic copy that resides on the document control system is the valid document. Any paper document labeled **Uncontrolled** must be verified against the electronic version prior to use.

**Uncontrolled When Printed**

## PLM Laboratory Test Catalogue

Referred Out: In-Common Laboratories

Instructions: **Do Not Centrifuge.**  
Do not accession for non-Nova Scotia Health *Central Zone* Hospitals  
Send copy of requisition.

Utilization: Whole blood copper is used for toxicity.

Stability: Room temperature for 22 days, 14 months at 2 to 8°C or frozen.

LIS Mnemonic: CU WB

### Coproporphyrin, 24 Hour Urine

see Porphyrin Screen, 24 Hour Urine

Referred Out: In-Common Laboratories

### Cortisol, 24-Hour Urine

Tube/Specimen: 24-hour urine collection in a plain container.

Requisition: CD0002

Division: Clinical Chemistry - Core

Instructions: Specimen required: 4 mL urine aliquot from well-mixed collection.  
Record the 'Original Container Type' on the requisition as Plain, Acid or Sodium Carbonate.  
Record Total Volume of the 24-hour urine on both the aliquot and the requisition.

Stability: Room temperature for 1 day and 2 to 8°C (preferred) or frozen for 7 days.

LIS Mnemonic: U24 CORT

### Cortisol, Serum

Tube/Specimen: Gold Stoppered 5.0 mL SST

Requisition: CD0002

Division: Clinical Chemistry - Core

Instructions: Specimens for cortisol should be collected at 0800.  
**Clinicians must indicate on the requisition form if this test is part of a Dexamethasone Suppression Test (DST) by writing 'Cortisol – DST' in the bottom space on the requisition. (June 6/17) These are to be accessioned as Cortisol (DST).**

Shipping: Separate serum within 5 hours of collection. Serum stable for 14 days at 2 to 8°C. Freeze and send frozen serum, if longer.

LIS Mnemonic: CORT  
CORT (DST) [post Dexamethasone Suppression Test only]

### Coxiella Burnetii

see Q-Fever

Division: Microbiology-Immunology

### C-Peptide

Section: Management System\PLM\General\PLM Website\General\Test Catalogue\  
Doc#: 19453

Version: 160.0 Current  
Effective Date: 9/6/2023

Page 75 of 234

The electronic copy that resides on the document control system is the valid document. Any paper document labeled **Uncontrolled** must be verified against the electronic version prior to use.

**Uncontrolled When Printed**

## PLM Laboratory Test Catalogue

Tube/Specimen: Gold Stoppered 5.0 mL SST

Requisition: CD0002

Division: Clinical Chemistry - Core

Instructions: Patients must be fasting for 8 hours prior to collection.  
Centrifuge specimen within 90 minutes of collection. Serum needs to be separated from gel separator within maximum 8 hours of collection.

Shipping: Centrifuge specimen within 90 minutes of collection and separate serum from gel separator.

Stability: Separated serum: 5 days at 2 to 8°C and 90 days at -20°C

LIS Mnemonic: CPEP

### CPK see CK, Plasma

Division: Clinical Chemistry - Core

### C-Reactive Protein-HS (High Sensitivity), Plasma

Tube/Specimen: Light Green 4.5 mL Lithium heparin and gel for plasma separation

Requisition: CD0002

Division: Clinical Chemistry – Core

Alternate Names: CRP  
High Sensitive CRP

LIS Mnemonic: CRP

### Creatine Kinase see CK, Plasma

Division: Clinical Chemistry - Core

### Creatinine Clearance, 24-Hour Urine or Timed Urine

Tube/Specimen: Submit both plasma and urine specimens (no preservative) as follows:  
Plasma: Collect blood in Light Green 4.5 mL Lithium heparin and gel for plasma separation within +/- 12 hours of a 24-hour urine collection.

Requisition: CD0002

Division: Clinical Chemistry - Core

Instructions: Plasma specimen must be collected within 12 hours pre or post 24-hour urine collection.  
Specimen required: 4 mL urine aliquot from well-mixed collection.  
Record the 'Original Container Type' on the requisition as Plain, Acid or Sodium Carbonate.  
Record the duration of collection in hours (ex: 24 or 2 hour) on both the urine aliquot and the requisition.  
Record the Total Volume of the 24-hour urine on both the aliquot and the requisition.  
Indicate on requisition patient height (centimeters) and weight (kilograms).

Stability: Room temperature for 1 day, 2 to 8°C (preferred) for 7 days and frozen for 2 weeks.

LIS Mnemonic: U24 CRCL (SI Units)

**Section:** Management System\PLM\General\PLM Website\General\Test Catalogue\  
**Doc#:** 19453

**Version:** 160.0 Current  
**Effective Date:** 9/6/2023  
Page 76 of 234

The electronic copy that resides on the document control system is the valid document. Any paper document labeled **Uncontrolled** must be verified against the electronic version prior to use.

**Uncontrolled When Printed**

## PLM Laboratory Test Catalogue

U CRCL T (SI Units) (Timed sample only)

### Creatinine, Fluids

Tube/Specimen: Submit only one of the following specimens:  
 Dialysate Fluid: 10.0 mL Dialysate Fluid collected in sterile plastic screw top tubes.  
 Miscellaneous Body Fluid: 10.0 mL Body Fluid collected in sterile plastic screw top tubes

Requisition: CD0002

Division: Clinical Chemistry - Core

Shipping: If sending specimen from outside QEII HSC, transport at room temperature.

LIS Mnemonic: DF CREAT  
 BF CREAT

### Creatinine, Plasma

Tube/Specimen: Light Green 4.5 mL Lithium heparin and gel for plasma separation

Requisition: CD0002

Division: Clinical Chemistry - Core

LIS Mnemonic: CREAT

### Creatinine, Random Urine or 24-Hour Urine

Tube/Specimen: Random collection using a mid-stream technique to eliminate bacterial contamination or 24-hour urine (preferred) collection in a plain container.

Requisition: CD0002

Division: Clinical Chemistry - Core

Instructions: Specimen required: 4 mL urine aliquot from well-mixed collection.  
 Record the 'Original Container Type' on the requisition as Plain, Acid or Sodium Carbonate.  
 Record Total Volume of 24-hour urine on both the aliquot and the requisition.

Stability: Room temperature for 1 day, 2 to 8°C (preferred) for 7 days and frozen for 2 weeks.

LIS Mnemonic: U24 CREAT  
 U CREAT

### Creutzfeldt-Jakob Disease

Tube/Specimen: CSF minimum 1.0 mL

Requisition: CD0432/ CD0433

Division: Microbiology-Immunology

Instructions: Clinical data should be indicated on the requisition.

Note: This test will be referred out by the laboratory.

**Section:** Management System\PLM\General\PLM Website\General\Test Catalogue\  
**Doc#:** 19453

**Version:** 160.0 Current  
**Effective Date:** 9/6/2023  
 Page 77 of 234

The electronic copy that resides on the document control system is the valid document. Any paper document labeled **Uncontrolled** must be verified against the electronic version prior to use.

**Uncontrolled When Printed**

## PLM Laboratory Test Catalogue

LIS Mnemonic: RO PRION

### **Crithidia Lucillae** see Anti-ds DNA

Division: Immunopathology

### **Crossmatch** see Type and Screen (ABO/Rh and Antibody Screen)

Division: Transfusion Medicine

### **CRP, Plasma** see C-Reactive Protein-HS (High Sensitivity)

Division: Clinical Chemistry - Core

### **Cryofibrinogen**

Tube/Specimen: One 10.0 mL plain red topped tube at 37°C and two lavender topped EDTA tubes at 37°C.

Referred Out: Hamilton General Hospital

Instructions: Send to Esoteric Immunology Lab for processing.  
Keep samples at 37°C during transport.

LIS Mnemonic: MISC HEM

### **Cryoglobulins at 37°C**

Tube/Specimen: 4 Plain Red Tubes (6 mL) or 2 Plain Red tubes (10 mL) collected at 37°C

Requisition: CD0002

Division: Clinical Chemistry – Immunology

Note: This test requires special handling hence is not offered at ESMH or MVMH. Please advise the patient to proceed to TOMH.

Instructions: Collect in pre-warmed tubes kept at 37°C. Maintain at 37°C throughout the procedure and transportation to the laboratory. Specimen stability at 37°C is a maximum of 4 hours from collection to centrifugation. If transport is greater than 4 hours, tubes should optimally be centrifuged at 37°C, double spun to remove any red cells, and separated within 4 hours. Once separated, transport serum in plastic aliquot tubes at room temperature. Minimum 6mL serum is required.

### **Cryptococcal Antigen**

Tube/Specimen: Cerebrospinal Fluid (CSF) is the preferred specimen.  
Serum separated from blood collected in a Gold Stoppered 5.0 mL SST tube is an acceptable alternate specimen.

Requisition: QE 7125

Division: Microbiology

Comments: This test is only performed on approval by a Microbiologist at 902-473-6624. Refer to "Microbiology User's Manual" for collection procedures.

## PLM Laboratory Test Catalogue

**CSF Lactate** **see Lactate, Spinal Fluid**

Referred Out: IWK Laboratory

---

**C-Telopeptide  
(CTX)**

Tube/Specimen: Lavender topped EDTA tube.  
Patient must be fasting for 8 hours! Unknown or Not Fasting status will not be processed.

Referred Out: In-Common Laboratories

Instructions: Centrifuge at room temperature.  
Aliquot 1.0 mL of plasma into a plastic vial. **Freeze** at once.  
Do not accession for non-Nova Scotia Health *Central Zone* Hospitals  
Send copy of requisition.

LIS Mnemonic: CTELO

---

**ctDNA** **see Circulating Tumor DNA**

Division: Molecular Diagnostics

---

**ctEGFR** **see Circulating Tumor DNA**

Division: Molecular Diagnostics

---

**Culture & Sensitivity** **see Blood Cultures**

Division: Microbiology

Comments: Refer to "Microbiology User's Manual" for collection procedures

---

**CYA** **see Cyclosporine**

Division: Clinical Chemistry - Toxicology

---

**Cyanide**  
**(Do not confuse with Thiocyanate)**

Tube/Specimen: 4.0 mL lavender topped EDTA tube.

Referred Out: In-Common Laboratories

Instructions: **Do Not Centrifuge!**  
**Do Not Freeze!** Keep refrigerated.  
Send specimen in original collection tube.  
Do not accession for non-Nova Scotia Health *Central Zone* Hospitals  
Send copy of requisition.

LIS Mnemonic: CYAN

---

**Cyclic AMP Urine and Serum**

Tube/Specimen: Urine and serum are required for testing. Serum must be drawn at time of urine collection. Gold topped SST tube and random urine sample.

Referred Out: Mayo Medical Laboratories

Instructions: Centrifuge gold topped tube at room temperature.  
Aliquot 1.0 mL serum into a plastic vial.  
Aliquot 13.0 mL of urine.  
Do not accession for non-Nova Scotia Health *Central Zone* Hospitals  
Send copy of requisition.

LIS Mnemonic: cAMP


**Cyclic-Citrullinated Peptide** **see Anti-Cyclic Citrullinated Peptide**

Division: Immunopathology

**Cyclin-D1** **see BCL1-IGH gene fusion**

Division: Molecular Diagnostics

**Cyclosporine**

Tube/Specimen:  Lavender Stoppered 4.0 mL EDTA

Requisition: CD0002

Division: Clinical Chemistry - Toxicology

Instructions: The time sample collected should be indicated on the requisition and tubes. Time of last medication should be indicated on the requisition. Cyclosporine can be ordered as C0 (trough, pre-dose) or C2 (peak, 2 hour post-dose).

Shipping: Mix whole blood, transfer whole blood to a plastic tube. Freeze and send on dry ice.

Alternate Names: Neoral  
Sandimmune IV  
CYA  
Cyclosporine A  
C0 (Trough)  
C2 (Peak)

LIS Mnemonic: CYA  
C0 hr (Trough)  
C2 hr (Peak)

**Cyclosporine A** **see Cyclosporine**

Division: Clinical Chemistry - Toxicology

**Cystatin C**

Tube/Specimen: Gold topped SST tube.  
**Section:** Management System\PLM\General\PLM Website\General\Test Catalogue\  
**Doc#:** 19453

**Version:** 160.0 Current  
**Effective Date:** 9/6/2023  
Page 80 of 234



## PLM Laboratory Test Catalogue

Referred Out: In-Common Laboratories

Instructions: Centrifuge at room temperature.  
Aliquot at least 1.0 mL serum into a plastic vial. **Freeze** at once.  
Send copy of requisition.

Note: Recollect if sample thaws.

LIS Mnemonic: CYSTC

### Cysticercosis

Tube/Specimen: Gold Stoppered 5.0 mL SST

Requisition: CD0002A/CD0002B

Division: Virology-Immunology

Instructions: Clinical data should be indicated on the requisition.

Note: This test will be referred out by the laboratory.

LIS Mnemonic: RO ROSER

### Cystine, Random Urine or 24-Hour Urine

Tube/Specimen: Collection should be a mid-stream technique to minimize bacterial contamination. Timed specimens (12-hour or 24-hour) are accepted.

Referred Out: IWK Metabolic Lab

Instructions: Specimen required: 10 mL urine aliquot from well mixed collection.  
Record the 'Original Container Type' on the requisition as Plain, Acid or Sodium Carbonate.  
Do not accession for non-Nova Scotia Health *Central Zone* Hospitals; send directly to the IWK Metabolic Lab

Stability: Room temperature for less than 2 hours, 2 to 8°C (preferred) for 3 days and frozen indefinitely.

LIS Mnemonic: U CYSTI  
U CYSTI 24

### Cytogenetic Testing for IWK see IWK Cytogenetics Testing

Referred Out: IWK Cytogenetics Lab

### Cytomegalovirus Antibody see CMV Antibody Screen

Division: Virology-Immunology

### Cytomegalovirus IgM see CMV Antibody Screen

Division: Virology-Immunology

### Cytomegalovirus Viral Load see CMV PCR

Section: Management System\PLM\General\PLM Website\General\Test Catalogue\  
Doc#: 19453

Version: 160.0 Current  
Effective Date: 9/6/2023  
Page 81 of 234

The electronic copy that resides on the document control system is the valid document. Any paper document labeled **Uncontrolled** must be verified against the electronic version prior to use.

**Uncontrolled When Printed**

## PLM Laboratory Test Catalogue

Division: Virology-Immunology

**Cytotoxic Antibodies** see **HLA Antibody Testing**

Division: Hematopathology - Histocompatibility (HLA)

**DADE** see **PTT Dade**

Division: Hematopathology - Coagulation

**DAT** see **Direct Antiglobulin Test**

Division: Transfusion Medicine

**D-Dimer**

Tube/Specimen: Light Blue Stoppered 2.7 mL buffered NA (sodium) citrate, must be a full draw

Requisition: CD0002

Division: Hematopathology - Core

Instructions: Part of DIC screen

Referrals: Send 2 frozen aliquots of 1.0 mL platelet-poor plasma (see Coagulation Testing under Specimen Collection Information) in polypropylene vials (12x75).

**Dehydroepiandrosterone** see **DHEA-S**

Division: Clinical Chemistry - Core

**Delta 4 Androstenedione** see **Androstenedione**

Division: Clinical Chemistry - Core

**Dengue Virus** see **ARBO Virus**

Division: Virology-Immunology

**Depakene** see **Valproate**

Division: Clinical Chemistry - Core

**Desethylamiodarone** see **Amiodarone Level**

Referred Out: In-Common Laboratories

**Desipramine** see **Imipramine Level**

Section: Management System\PLM\General\PLM Website\General\Test Catalogue\  
Doc#: 19453

Version: 160.0 Current  
Effective Date: 9/6/2023

Page 82 of 234

The electronic copy that resides on the document control system is the valid document. Any paper document labeled **Uncontrolled** must be verified against the electronic version prior to use.

**Uncontrolled When Printed**

## PLM Laboratory Test Catalogue

Referred Out: In-Common Laboratories

---

**Desmethyldoxepin** see **Clomipramine Level**

Referred Out: In-Common Laboratories

---

**Desmethyldoxepin** see **Doxepin Level**

Referred Out: In-Common Laboratories

---

**Dexamethasone Suppression Test (DST)** see **Cortisol, Serum**

Division: Clinical Chemistry - Core

---

**DHEA-Unconjugated  
(Dehydroepiandrosterone unconjugated)**

Tube/Specimen: Plain red topped tube or gold topped SST tube

Referred Out: Mayo Medical Laboratories

Instructions: Centrifuge at room temperature.  
Aliquot 1.0 mL of serum into plastic vial. **Freeze** at once.  
Do not accession for non-Nova Scotia Health *Central Zone* Hospitals  
Send copy of requisition.

Note: Make sure "unconjugated" is requested on requisition. Stable frozen for only 14 days.

LIS Mnemonic: DHEA UNCON

---

**DHEA-S**

Tube/Specimen: Gold Stoppered 5.0 mL SST

Requisition: CD0002

Division: Clinical Chemistry - Core

Instructions: DHEA-S is a replacement test for urinary 17-Ketosteroids.

Shipping: Separate serum within 5 hours of collection. Serum stable for 8 days at 2 to 8°C. Freeze and send frozen serum, if longer.

Alternate Names: Dehydroepiandrosterone Sulphate

LIS Mnemonic: DHEAS

---

**DHEAS  
(Patients under 11 years old ONLY)**

Tube/Specimen: Gold topped SST tube

Referred Out: In-Common Laboratories

**Section:** Management System\PLM\General\PLM Website\General\Test Catalogue\  
**Doc#:** 19453

**Version:** 160.0 Current  
**Effective Date:** 9/6/2023

Page 83 of 234

The electronic copy that resides on the document control system is the valid document. Any paper document labeled **Uncontrolled** must be verified against the electronic version prior to use.

**Uncontrolled When Printed**

## PLM Laboratory Test Catalogue

Instructions: Separate serum within 5 hours of collection.  
**Freeze** and send frozen serum.  
 Send copy of requisition.

Stability: Serum stable for 8 days at 2 to 8°C.

LIS Mnemonic: DHEAS

### Dialysate Fluid

**see specific test for instructions.**

Division: Clinical Chemistry - Core

### Diastase

**see Amylase**

Division: Clinical Chemistry - Core

### DIC Screen

**Includes D-Dimer, INR (PT), PTT, Fibrinogen and Thrombin Time**

Division: Hematopathology - Core

### Differential WBC Count

**see Profile**

Division: Hematopathology - Core

### Differential, Manual

**see Blood Film, Differential, Manual**

Division: Hematopathology - Microscopy

### Digoxin

Tube/Specimen: Plain Red Tube 6 or 10 mL

Requisition: CD0002

Division: Clinical Chemistry - Core

Instructions: For informative results specimen should be taken just prior to medication, or 8 hours after the drug has been administered.

LIS Mnemonic: DIG

### Dihydrohodamine (DHR)

Tube/Specimen: 5.0 mL green topped Sodium Heparin AND 5.0 mL green topped Sodium Heparin for a CONTROL from an unrelated healthy donor. Label the CONTROL as "Normal Control".

Referred Out: Mayo Medical Laboratories

Instructions: **Do Not Centrifuge!**  
 Keep samples ambient.

**Section:** Management System\PLM\General\PLM Website\General\Test Catalogue\  
**Doc#:** 19453

**Version:** 160.0 Current  
**Effective Date:** 9/6/2023

Page 84 of 234

The electronic copy that resides on the document control system is the valid document. Any paper document labeled **Uncontrolled** must be verified against the electronic version prior to use.

**Uncontrolled When Printed**

## PLM Laboratory Test Catalogue

Do not accession for non-Nova Scotia Health *Central Zone* Hospitals  
Send copy of requisition.

Stability: 48 hours

LIS Mnemonic: MISC REF

### Dihydrotestosterone (DHT)

Tube/Specimen: Gold topped SST tube preferred. Lavender topped EDTA tube, Sodium heparin tube and Lithium heparin tubes acceptable.

Referred Out: In-Common Laboratories

Instructions: Centrifuge at room temperature.  
Aliquot 1.0 mL of serum or plasma into plastic vial.  
Send copy of requisition.

Stability: 7 days at 2 to 8°C and 3 months frozen.

LIS Mnemonic: DHT

### Dilantin see Phenytoin

Division: Clinical Chemistry - Core

### Diphenylhydantoin see Phenytoin, Free

Referred Out: In-Common Laboratories

### Diphtheria Antitoxin

Tube/Specimen: Gold Stoppered 5.0 mL SST

Requisition: CD0432/ CD0433

Division: Microbiology-Immunology

Instructions: Clinical data should be indicated on the requisition.

Note: This test will be referred out by the laboratory.

LIS Mnemonic: RO DIPHTH

### Direct Antiglobulin Test

Tube/Specimen: Lavender Stoppered 6.0 mL EDTA (BD# 367863)

Requisition: CD0001\_05\_2019

Division: Transfusion Medicine

Instructions: Indicate on requisition date and time required.

Comments: NSHA CL-BP-040 Venipuncture for Blood Specimen Collection

**Section:** Management System\PLM\General\PLM Website\General\Test Catalogue\  
**Doc#:** 19453

**Version:** 160.0 Current  
**Effective Date:** 9/6/2023

Page 85 of 234

The electronic copy that resides on the document control system is the valid document. Any paper document labeled **Uncontrolled** must be verified against the electronic version prior to use.

**Uncontrolled When Printed**

## PLM Laboratory Test Catalogue

Alternate Names: DAT  
Coombs Test

---

**Direct Bilirubin** **see Bilirubin Direct, Plasma**

Division: Clinical Chemistry - Core

---

**DLI** **see Donor Lymphocyte Infusion**

Division: Hematopathology - Flow Cytometry

---

**Donor Lymphocyte Infusion**

Tube/Specimen: Lavender stoppered 4.0 mL EDTA

Requisition: CD0002C

Division: Hematopathology - Flow Cytometry

Instructions: Specimens must arrive in the Flow Cytometry lab within 24 hours of collection and by 14:00 hours on Friday (or the day before a holiday).  
The volume of product collected is required on the requisition.  
The requisition must accompany the specimen to the Flow laboratory.

Shipping: Maintain specimen at room temperature.

LIS Mnemonic: T CELL SUB

---

**Dopamine, Urine** **see Catecholamines, Urine**

Division: Clinical Chemistry - Toxicology

---

**Doxepin Level**

Tube/Specimen: Royal Blue Trace Element SERUM tube (BD368380)

Referred Out: In-Common Laboratories

Instructions: Centrifuge at room temperature.  
Aliquot serum into plastic vial. **Freeze.**  
Do not accession for non-Nova Scotia Health *Central Zone* Hospitals  
Send copy of requisition.

Note: Plain red topped (serum) and lavender topped EDTA (plasma) tubes are also acceptable; must indicate specimen type on tube.

LIS Mnemonic: DOX

---

**Drug Levels**

(Micro Mycobacteriology)

Tube/Specimen: Plain red topped

Referred Out: Infectious Disease Pharmacokinetics Laboratory

Instructions: Ship as Category B

Section: Management System\PLM\General\PLM Website\General\Test Catalogue\

Doc#: 19453

Version: 160.0 Current

Effective Date: 9/6/2023

Page 86 of 234

The electronic copy that resides on the document control system is the valid document. Any paper document labeled **Uncontrolled** must be verified against the electronic version prior to use.

**Uncontrolled When Printed**

## PLM Laboratory Test Catalogue

---

### Drugs of Abuse Screen, Random Urine

Tube/Specimen: Random collection using mid-stream technique to avoid bacterial contamination in a plain container.

Requisition: CD0002

Division: Clinical Chemistry – Toxicology

Instructions: Specimen required: 30 mL urine aliquot from well-mixed collection.

Comments: Testing includes amphetamines, benzodiazepines, quetiapine, cannabinoids, cocaine metabolite, opiates, phencyclidine, and ritalin. This test is done for medical purposes only; it will not be done for pre-employment, work related or legal matters.

Stability: Room temperature for 1 day, 2 to 8°C (preferred) for 7 days and frozen for 2 weeks.

LIS Mnemonic: U DS M

---

### D'Xylose Tolerance Test

Tube/Specimen: **Only available at HI Out-patient Blood Collection. Ordering physician must pre-book by calling 902-473-2452.**  
Two gold topped SST tubes; the first to be collected Fasting; the second to be drawn 1 hour post-D-Xylose drink.

Referred Out: In-Common Laboratories

Instructions: Centrifuge and aliquot serum in referred-out transfer vials.  
**Freeze immediately.**  
Do not accession for non-Nova Scotia Health *Central Zone* Hospitals  
Send copy of requisition.

LIS Mnemonic: DXT  
DXT F  
DXT 1

---

### E+ **see Electrolytes (Na, K), Plasma**

Division: Clinical Chemistry - Core

---

### E2 **see Estradiol**

Division: Clinical Chemistry - Core

---

### Eastern Equine Encephalitis **see ARBO Virus**

Division: Virology-Immunology

---

### EB Virus **see Epstein - Barr Virus Antibodies**

Division: Virology-Immunology

---

### EBV PCR

Tube/Specimen: One Lavender stoppered 4.0 mL EDTA tube.  
**Section:** Management System\PLM\General\PLM Website\General\Test Catalogue\  
**Doc#:** 19453

**Version:** 160.0 Current  
**Effective Date:** 9/6/2023  
Page 87 of 234

The electronic copy that resides on the document control system is the valid document. Any paper document labeled **Uncontrolled** must be verified against the electronic version prior to use.

**Uncontrolled When Printed**

## PLM Laboratory Test Catalogue

Requisition: CD0002

Division: Virology-Immunology

Instructions: Store whole blood at 2°C to 25°C for no longer than 24 hours.  
Separate plasma by centrifuging at 3000g for 20 minutes.  
Separated plasma should be shipped at 2°C to 8°C within 6 days, if longer freeze at -20°C and ship frozen.

Note: This test is reserved for post-transplant patients and those with hematological malignancies only upon request.  
For infectious mononucleosis testing or pre-transplant EBNA testing refer to Epstein – Barr Virus section below.

Alternate Names: EBV Viral Load  
Epstein Barr Virus Viral Load  
Epstein Barr Virus PCR

LIS Mnemonic: EBVPCR

### Echinococcosis

Tube/Specimen: Gold Stoppered 5.0 mL SST

Requisition: QE 7125

Division: Virology-Immunology

Instructions: Clinical data should be indicated on the requisition.

Note: This test will be referred out by the laboratory.

LIS Mnemonic: RO ECHINO

### eGFR, Plasma

Tube/Specimen: Light Green 4.5 mL Lithium heparin and gel for plasma separation

Requisition: CD0002

Division: Clinical Chemistry - Core

Instructions: Age and gender must be included.

Note: \*Multiply the adult ( $\geq 18$  years) result by 1.159, if patient of African descent. eGFR should not be used when plasma creatinine is changing rapidly, in pregnancy, age less than 18, or for drug dosing; and should be interpreted with caution in extremes of body habitus eGFR  $<60$  mL/min/1.73m<sup>2</sup> and/or Albumin to Creatinine Ratio (ACR)  $\geq 3$  mg/mmol for  $>3$  months are diagnostic criterion for Chronic Kidney Disease (CKD).  
For more information on CKD identification, management and referral:  
<http://www.nsrp.gov.ns.ca/ckd-prevention-and-early-detection>

Alternate Names: Estimated Glomerular Filtration Rate

LIS Mnemonic: eGFR

### Ehrlichia

see Hem Microorganism

Division: Hematopathology-Microscopy



### Ehrlichia PCR

Tube/Specimen: 4.0 mL Lavender topped EDTA tube  
Requisition: CD0432/ CD0433  
Division: Virology-Immunology  
Instructions: Clinical data should be indicated on the requisition.  
Note: This test will be referred out by the laboratory.  
LIS Mnemonic: RO EHRPCR

---

### Ehrlichia Serology

Tube/Specimen: Gold Stoppered 5.0 mL SST tube  
Requisition: CD0432/ CD0433  
Division: Virology-Immunology  
Instructions: Clinical data should be indicated on the requisition.  
Note: This test will be referred out by the laboratory.  
LIS Mnemonic: RO EHRSER

---

### Elastase, Stool

see Fecal Elastase

Referred Out: In-Common Laboratories

---

### Electrolytes (Na, K), Plasma

Tube/Specimen: Light Green 4.5 mL Lithium heparin and gel for plasma separation  
Requisition: CD0002  
Division: Clinical Chemistry – Core  
Comments: Specimens must be delivered to the laboratory within 2 hours of collection. Testing for Electrolytes include Sodium (Na), Potassium (K).  
Shipping: Separate plasma within 2 hours of collection.  
Alternate Names: E+  
Lytes  
LIS Mnemonic: LYTES (NA, K)

---

### Electrolytes, Urine

Tube/Specimen: 24-hour urine collection (preferred) or random collection; no preservative; refrigerate during collection.  
Requisition: CD0002

## PLM Laboratory Test Catalogue

Division: Clinical Chemistry - Core

Instructions: Amount required: 5 mL urine aliquot from well-mixed collection.  
Record the 'Original Container Type' on the requisition as Plain, Acid or Sodium Carbonate.

Comments: This test includes Urine NA, Urine K and Urine Cl. Testing on 24 hour specimens includes Urine Creatinine.

Shipping: Transport at room temperature.  
Record Total Volume on both the specimen aliquot and the requisition

LIS Mnemonic: U24 LYTES  
U LYTES

---

### Electrophoresis of Protein see Protein Electrophoresis, Serum

Division: Clinical Chemistry - Immunology

---

### Emerging Bacterial Pathogens/ Pathogenic Neisseria, Syphilis, and Vaccine Preventable Bacterial Diseases (Neisseria meningitides, Neisseria gonorrhoeae, Haemophilus influenza, Bordetella)

Tube/Specimen: Isolate, Susceptibility Testing, Biotyping, Phenotyping, Legal Case Workup, Serology, Genotyping, Genetic Finger Typing, Molecular Detection

Referred Out: National Microbiology Laboratory

Instructions: Shipped as Biological Substances Category B

---

### ENA Screen see Anti-nuclear Antibody

Division: Immunopathology

Comments: Testing includes antibodies to ENA, LA (or SSB), RO (or SSB), RNP, Sm, SCL-70 and JO-

---

### Endomysial Antibody see Tissue Transglutaminase

Division: Immunopathology

---

### Enteric Diseases Program: Escherichia coli 0157

Tube/Specimen: Isolate, Biotyping, Serotyping, Phage Typing, Pulse Field Gel Electrophoresis (PFGE), Toxin PCR, Other

Referred Out: National Microbiology Laboratory

Instructions: Shipped as Biological Substances Category A

---

### Enteric Diseases Program: Listeria monocytogenes

Tube/Specimen: Isolate, Serotyping

## PLM Laboratory Test Catalogue

Referred Out: National Microbiology Laboratory

Instructions: Shipped as Biological Substances Category B.

---

### Enteric Diseases Program: Salmonella species

Tube/Specimen: Isolate, Biotyping, Serotyping, Phage Typing, Pulse Field Gel Electrophoresis (PFGE), Toxin PCR, Tissue Culture Cytotoxicity Assay, Other

Referred Out: National Microbiology Laboratory

Instructions: Shipped as Biological Substances Category B (S. typhi, if isolated, may be sent as a Precautionary Category A)

---

### Enteric Diseases Program: Shigella species

Tube/Specimen: Isolate, Biotyping, Serotyping, Phage Typing, Pulse Field Gel Electrophoresis (PFGE), Toxin PCR, Tissue Culture Cytotoxicity Assay, Other

Referred Out: National Microbiology Laboratory

Instructions: Shipped as Biological Substances Category B except S. dysenteriae which requires Category A.

---

### Enterohemorrhagic Ecoli requests

Referred Out: IWK-Microbiology Lab

Instructions: Shipped as Biological Substance Category B.

---

### Eosinophil Count

Tube/Specimen: Lavender Stoppered 4.0 mL EDTA

Requisition: CD0002

Division: Hematopathology – Core

Alternate Names: Total Eosinophil Count

---

### Eosinophil, Nasal Smear

Tube/Specimen: Nasal smear

Requisition: CD0002

Division: Hematopathology - Microscopy

Instructions: Specimen is sent to Microbiology and prepared on slide; then sent to Microscopy to be stained and viewed.

---

### Eosinophil, Sputum

Tube/Specimen: Collect in polypropylene container with no preservative.

Requisition: CD0002

**Section:** Management System\PLM\General\PLM Website\General\Test Catalogue\  
**Doc#:** 19453

**Version:** 160.0 Current  
**Effective Date:** 9/6/2023

Page 91 of 234

The electronic copy that resides on the document control system is the valid document. Any paper document labeled **Uncontrolled** must be verified against the electronic version prior to use.

**Uncontrolled When Printed**

## PLM Laboratory Test Catalogue

Division: Hematopathology - Microscopy

Instructions: Specimen is sent to Microbiology and prepared on slide; then sent to Microscopy to be stained and viewed.

### Eosinophil, Random Urine or 24-Hour Urine

Tube/Specimen: Random collection using a mid-stream technique to eliminate bacterial contamination or 24-hour urine collection in a plain container.

Requisition: CD0002

Division: Hematopathology – Microscopy

Instructions: Specimen required: 10 mL urine aliquot from a well-mixed collection.  
Record the 'Original Container Type' on the requisition as Plain, Acid or Sodium Carbonate.

Stability: Room temperature 2 hours and 2 to 8°C (preferred) for 24 hours.

LIS Mnemonic: Eo US

### Epinephrine see Catecholamines, Total Plasma

Referred Out: In-Common Laboratories

### Epinephrine, Urine see Catecholamines, Urine

Division: Clinical Chemistry - Toxicology

### Epival see Valproate

Division: Clinical Chemistry - Core

### EPO see Erythropoietin

Division: Clinical Chemistry - Core

### Epoxide Level 10, 11 see Carbamazepine-10, 11 Epoxide

Referred Out: In-Common Laboratories

### Epstein - Barr Virus

Tube/Specimen: Gold Stoppered 5.0 mL SST

Requisition: CD0002A/ CD0002B

Division: Virology-Immunology

Comments: Clinical data should be indicated on the requisition.

Note: EBNA IgG testing will be performed on all EBV serology requests. VCA IgM and IgG testing will only be performed on EBNA negative specimens.

Section: Management System\PLM\General\PLM Website\General\Test Catalogue\  
Doc#: 19453

Version: 160.0 Current  
Effective Date: 9/6/2023

Page 92 of 234

The electronic copy that resides on the document control system is the valid document. Any paper document labeled **Uncontrolled** must be verified against the electronic version prior to use.

**Uncontrolled When Printed**

## PLM Laboratory Test Catalogue

LIS Mnemonic: EBNA

---

### Erythropoietin

Tube/Specimen: Gold Stoppered 5.0 mL SST

Requisition: CD0002

Division: Clinical Chemistry - Core

Instructions: Since diurnal variation of erythropoietin exists, it is important to collect the samples at a consistent time of day. Morning samples taken between 7:30 am and 12:00 noon have been recommended.  
High circulating biotin levels may reduce results by more than 10% of the true value. Patients must discontinue any biotin supplement at least 3 days prior to testing.

Comments: EDTA tubes are unacceptable.

Shipping: Serum stable for 7 days at 2 to 8°C. Freeze and send frozen serum, if longer.

Alternate Names: EPO

LIS Mnemonic: EPO

---

### ESR

Tube/Specimen: Lavender Stoppered 4.0 mL EDTA

Requisition: CD0002

Division: Hematopathology - Core

Instructions: Test must be performed within 10 hours of collection. Unacceptable if specimen more than 10 hours old.

Alternate Names: Sedimentation Rate

---

### Estradiol

Tube/Specimen: Gold Stoppered 5.0 mL SST

Requisition: CD0002

Division: Clinical Chemistry - Core

Shipping: Separate serum within 5 hours of collection. Serum stable for 7 days at 2 to 8°C. Freeze and send frozen serum, if longer.

Alternate Names: E2  
17 Beta Estradiol

LIS Mnemonic: E2

---

### Ethanol

see Alcohol, Serum

Division: Clinical Chemistry - Core

---

---

### Ethosuximide Level

Tube/Specimen: Plain red topped tube.

Referred Out: In-Common Laboratories

Instructions: Centrifuge at room temperature.  
Aliquot 1.0 mL of serum into plastic vial.  
Send copy of requisition.

LIS Mnemonic: Ethosux

---

### Ethyl Alcohol

see Alcohol, Serum

Division: Clinical Chemistry - Core

---

### Ethylene Glycol

Tube/Specimen: Plain Red Tube 6 or 10 mL

Requisition: CD0002

Division: Clinical Chemistry - Toxicology

Comments: Analysis includes quantitation of Glycolic Acid, the primary metabolite of Ethylene Glycol.

Alternate Names: Glycolic Acid

LIS Mnemonic: ETH GLY

---

### ETOH

see Alcohol, Serum

Division: Clinical Chemistry - Core

---

### Extractable-Nuclear Antibodies

see Anti-nuclear Antibody

Division: Immunopathology

---

### F68KD (hsp-70)

Tube/Specimen: One gold topped SST tube

Referred Out: Mayo Medical Laboratories

Instructions: Centrifuge at room temperature.  
Aliquot at least 2.0 mL serum and **freeze**.  
Send copy of requisition.

Stability: Ambient – 48 hours; Refrigerated – 5 days; Frozen – 1 year

LIS Mnemonic: F68KD

### Facioscapulohumeral Dystrophy (FSHD) DNA Testing

Tube/Specimen: Two 10.0 mL Lavender topped EDTA tubes. Do not collect on Thursday or Friday

Referred Out: Molecular Genetics Diagnostic Laboratory

Instructions: Keep samples at room temperature.  
Send Children's Hospital of Eastern Ontario (CHEO) Form and Consent Form with samples.

LIS Mnemonic: Miscellaneous Referred-Out

### Factor Assays II, V, VII, X, VIII, IX, XI, XII

Tube/Specimen: Single assay - 1 Light Blue Stoppered Tube 2.7 mL, must be a full draw.  
Multiple assays - 3 Light Blue Stoppered Tubes 2.7 mL, must be a full draw.

Requisition: CD0002

Division: Hematopathology - Coagulation

Comments: Indicate Factors required on the requisition.

Referrals: Send 2 frozen aliquots of 1.0 mL platelet-poor plasma for a single factor and add one aliquot for every additional factor ordered (see Coagulation Testing under Specimen Collection Information) in polypropylene vials (12x75).

Exception: **FXIII (Factor 13) is not performed at the QEII. Referring hospitals are to send sample directly to In-Common Laboratories.**

### Factor Assay Chromogenic VIII

Tube/Specimen: Single assay - 1 Light Blue Stoppered Tube 2.7 mL, must be a full draw.

Requisition: CD0002

Division: Hematopathology - Coagulation

Comments: Indicate Chromogenic Factor FVIII required on the requisition.

Referrals: Send 2 frozen aliquots of 1.0 mL platelet-poor plasma (see Coagulation Testing under Specimen Collection Information) in polypropylene vials (12x75).

Instruction: **Chromogenic FVIII is only available to be ordered by Hematologists-all other orders will be cancelled.**

Alternate Names: Chrom Factor VIII  
Chrom FVIII

LIS Mnemonic: Chrom FVIII

### Factor Assay Chromogenic IX

Tube/Specimen: Single assay - 1 Light Blue Stoppered Tube 2.7 mL, must be a full draw.

Requisition: CD0002

Division: Hematopathology - Coagulation

Comments: Indicate Chromogenic Factor IX required on the requisition.

**Section:** Management System\PLM\General\PLM Website\General\Test Catalogue\  
**Doc#:** 19453

**Version:** 160.0 Current  
**Effective Date:** 9/6/2023  
Page 95 of 234

The electronic copy that resides on the document control system is the valid document. Any paper document labeled **Uncontrolled** must be verified against the electronic version prior to use.

**Uncontrolled When Printed**

## PLM Laboratory Test Catalogue

Referrals: Send 2 frozen aliquots of 1.0 mL platelet-poor plasma (see Coagulation Testing under Specimen Collection Information) in polypropylene vials (12x75).

Instruction: **Chromogenic FIX is only available to be ordered by Hematologists-all other orders will be cancelled.**

LIS Mnemonic: Chrom FIX

### Factor V Leiden Mutation

Tube/Specimen: 4.0 mL EDTA Lavender stoppered - One tube sufficient for both FV and PT mutation  
 Peripheral blood: 1 tube, minimum volume 1 mL. Stability - 14 days at 4°C.  
 Bone marrow: 1 tube, minimum volume 1 mL. Stability - 14 days at 4°C.  
 Tissue: Send in saline at 4°C, or frozen on dry ice. Stability – 12 hours in saline at 4°C or 7 days frozen.  
 DNA: Stability – 3 months at 4°C or frozen.

Requisition: CD0046 or CD2573

Division: Molecular Diagnostics

Instructions: Blood/bone marrow must be kept at 4°C, accompanied by requisition.  
 If multiple Molecular Diagnostics tests are ordered, only 2 tubes of peripheral blood or 1 tube of bone marrow are necessary.  
 As per hereditary thrombophilia best practice testing guidelines, Factor V Leiden gene mutation testing is restricted to hematologists, medical geneticists, neurologists, and general internists for both adult and pediatric populations.

Alternate Names: FV gene mutation  
 FV G1691 A mutation

LIS Mnemonic: 2LAVDNA

### Factor VIII C Inhibitor

Tube/Specimen: 2 Light Blue Stoppered 2.7 mL buffered NA (sodium) citrate, must be a full draw

Requisition: CD0002

Division: Hematopathology - Coagulation

Referrals: Send 4 frozen aliquots of 1.0 mL platelet-poor plasma (see Coagulation Testing under Specimen Collection Information) in polypropylene vials (12x75). Send on dry ice.

Alternate Names: Bethesda Assay  
 Bethesda Inhibitor  
 Bethesda (Factor VIII C)

### Factor VIII Chromogenic Inhibitor

Tube/Specimen: 2 Light Blue Stoppered 2.7 mL buffered NA (sodium) citrate, must be a full draw.

Requisition: CD0002

Division: Hematopathology - Coagulation

Comments: Indicate Chromogenic Factor FVIII Inhibitor required on the requisition.

Referrals: Send 4 frozen aliquots of 1.0 mL platelet-poor plasma (see Coagulation Testing under Specimen Collection Information) in polypropylene vials (12x75). Send on dry ice.



## PLM Laboratory Test Catalogue

Instruction: **FVIII Chromogenic Inhibitor is only available to be ordered by Hematologists-all other orders will be cancelled.**

Alternate Names: Chrom VIII Inhib  
 Chromogenic Bethesda (Factor 8) Inhibitor  
 Chromogenic Bethesda (Factor VIII) Assay  
 Chromogenic Bethesda (Factor VIII) Inhibitor  
 Chromogenic Coagulation Bethesda Assay  
 Chromogenic Bethesda (Factor 8)  
 Chromogenic Bethesda (Factor VIII C)

LIS Mnemonic: Chrom VIII Inhibitor

### Factor IX Inhibitor

Tube/Specimen: 2 Light Blue Stoppered 2.7 mL buffered NA (sodium) citrate, must be a full draw  
 Requisition: CD0002  
 Division: Hematopathology - Coagulation  
 Referrals: Send 4 frozen aliquots of 1.0 mL platelet-poor plasma (see Coagulation Testing under Specimen Collection Information) in polypropylene vials (12x75). Send on dry ice.  
 Alternate Names: Bethesda (Factor IX) Assay  
 Bethesda (Factor IX) Inhibitor

### Factor VIII Mutation

**see Hemophilia Carrier Testing**

Division: Molecular Diagnostics

### Factor XIII Antigen or Activity

Tube/Specimen: 4.5 mL Light Blue topped Sodium Citrate tube  
 Referred Out: Hamilton General Hospital  
 Instructions: Send to Hematopathology Coagulation Lab for processing.  
 LIS Mnemonic: Miscellaneous Hematology

### Factor XIII Assay

Tube/Specimen: 4.5 mL Light Blue topped Sodium Citrate tube  
 Referred Out: Hamilton General Hospital (Nova Scotia Health Central Zone specimens only, see comment)  
 Instructions: Send to Hematopathology Coagulation Lab for processing.  
 Do not accession for non-Nova Scotia Health *Central Zone* Hospitals  
 LIS Mnemonic: FXIII or Factor XIII Assay  
 Comment: **FXIII (Factor 13) is not performed at the QEII. Referring hospitals, outside of Central Zone, are to send specimens directly to Hamilton General Hospital.**

## PLM Laboratory Test Catalogue

### Farmer's Lung

see Aspergillosis/Farmer's Lung

Division: Virology-Immunology

---

### Fascioliasis – IFA

Tube/Specimen: Gold Stoppered 5.0 mL SST

Requisition: CD0002A/ CD0002B

Division: Virology-Immunology

Instructions: Clinical data should be indicated on the requisition.

Note: This test will be referred out by the laboratory.

LIS Mnemonic: RO ROSER

---

### Fat, Fecal

see Fecal Fat 72 Hour

Referred Out: In-Common Laboratories

---

### Fe

see Iron, Plasma

Division: Clinical Chemistry - Core

---

### FE, Liver

see Iron Level Liver RO

Referred Out: In-Common Laboratories

---

### Fecal Calprotectin

see Calprotectin, Fecal

Referred Out: In-Common Laboratories

---

### Fecal Chloride

Tube/Specimen: 5.0 mL Random stool sample in naturally liquid form. Formed stool is not acceptable.

Referred Out: In-Common Laboratories

Instructions: Store and send cold.  
Do not accession for non-Nova Scotia Health *Central Zone* Hospitals  
Send copy of requisition.

LIS Mnemonic: Fecal Chloride  
ST CL

---

### Fecal Elastase

Tube/Specimen: 5.0g Random stool sample

Section: Management System\PLM\General\PLM Website\General\Test Catalogue\  
Doc#: 19453

Version: 160.0 Current  
Effective Date: 9/6/2023

Page 98 of 234

The electronic copy that resides on the document control system is the valid document. Any paper document labeled **Uncontrolled** must be verified against the electronic version prior to use.

**Uncontrolled When Printed**

## PLM Laboratory Test Catalogue

Referred Out: In-Common Laboratories

Instructions: Send frozen.  
Do not accession for non-Nova Scotia Health *Central Zone* Hospitals  
Send copy of requisition.

LIS Mnemonic: ELAS F

---

### Fecal Electrolytes (Includes Sodium and Potassium-may order individually)

Tube/Specimen: 5.0 mL Random stool sample in naturally liquid form. Formed stool is not acceptable.

Referred Out: In-Common Laboratories

Instructions: Send at room temperature.  
Do not accession for non-Nova Scotia Health *Central Zone* Hospitals  
Send copy of requisition.

LIS Mnemonic: Fecal electrolytes

---

### Fecal Fat 72 Hr

Tube/Specimen: Timed stool sample MUST be collected in approved containers. Containers such as metal cans are not acceptable. Approved stool collection containers may be obtained by calling the Referred-Out and Research Bench at 902-473-7237. 72 hour samples are preferred, but non-72 hour samples are accepted; actual time MUST be indicated.

Referred Out: In-Common Laboratories

Instructions: Do not accession for non-Nova Scotia Health *Central Zone* Hospitals  
Stable refrigerated for 180 days.  
Send copy of requisition.

LIS Mnemonic: ST FAT

---

### Fecal Osmolality see Osmolality Fecal

Referred Out: In-Common Laboratories

---

### Ferritin

Tube/Specimen: Gold Stoppered 5.0 mL SST

Requisition: CD0002

Division: Clinical Chemistry - Core

Shipping: Separate within 5 hours of collection. Serum stable for 7 days at 2 to 8°C. Freeze and send frozen serum, if longer.

LIS Mnemonic: FER

---

### Fetal Hemoglobin (Hgb F)

Section: Management System\PLM\General\PLM Website\General\Test Catalogue\  
Doc#: 19453

Version: 160.0 Current  
Effective Date: 9/6/2023  
Page 99 of 234

The electronic copy that resides on the document control system is the valid document. Any paper document labeled **Uncontrolled** must be verified against the electronic version prior to use.  
**Uncontrolled When Printed**

## PLM Laboratory Test Catalogue

Tube/Specimen: Lavender Stoppered 4.0 mL EDTA  
Requisition: CD0002  
Division: Hematopathology – Immunology  
Alternate Names: Hemoglobin F

---

### Fibrinogen

Tube/Specimen: Light Blue Stoppered 2.7 mL buffered sodium citrate, must be a full draw  
Requisition: CD0002  
Division: Hematopathology - Core  
Instructions: Part of DIC Screen  
Referrals: Send 2 frozen aliquots of 1.0 mL platelet-poor plasma (see Coagulation Testing under Specimen Collection Information) in polypropylene vials (12x75). Send on dry ice.

---

### Filariasis – IFA

Tube/Specimen: Gold Stoppered 5.0 mL SST  
Requisition: CD0432/ CD0433  
Division: Virology-Immunology  
Instructions: Clinical data should be indicated on the requisition.  
Note: This test will be referred out by the laboratory.  
LIS Mnemonic: RO FILARIA

---

### FIP1P1/PDGFR $\alpha$

see Hypereosinophilic Syndrome

Referred Out: Mayo Medical Laboratories


---

### Fitzgerald Factor (HMWK)

Tube/Specimen: 4.5 mL light blue topped Sodium Citrate tube.  
Referred Out: Hamilton General Hospital  
Instructions: Send to Hematopathology Coagulation Lab for processing.  
Comment: Test is not performed at the QEII. Referring hospitals are to send specimens directly to the referral site which performs the test to prevent delay in results.  
LIS Mnemonic: Fitzgerald

---

### FK 506

Tube/Specimen:  Lavender Stoppered 4.0 mL EDTA  
Section: Management System\PLM\General\PLM Website\General\Test Catalogue\  
Doc#: 19453

Version: 160.0 Current  
Effective Date: 9/6/2023  
Page 100 of 234

The electronic copy that resides on the document control system is the valid document. Any paper document labeled **Uncontrolled** must be verified against the electronic version prior to use.  
**Uncontrolled When Printed**

## PLM Laboratory Test Catalogue

Requisition: CD0002

Division: Clinical Chemistry - Toxicology

Instructions: Trough whole blood should be collected before medication.  
Specimen should be in Lab by 1200 PM to be done the same day.  
The time sample collected should be indicated on the requisition and tubes.  
Time of last medication should be indicated on the requisition.

Comments: Pre-dose (trough) specimen is required.

Shipping: Mix whole blood, transfer whole blood to a plastic tube. Freeze and send on dry ice.

Note: This determination can be done on micro samples when necessary.

Alternate Names: Tacrolimus  
Tacro

LIS Mnemonic: TACRO

---

### Fletcher Factor (Prekallikrein)

Tube/Specimen: 4.5 mL light blue topped Sodium Citrate tube.

Referred Out: Hamilton General Hospital

Instructions: Send to Hematopathology Coagulation Lab for processing.

Comment: Test is not performed at the QEII. Referring hospitals are to send specimens directly to the referral site which performs the test to prevent delay in results.

LIS Mnemonic: Fletcher

---

### Flow Crossmatch

Referred Out: Immunology and Genetics Laboratory

---

### Flow Cytometry

see Leukemia and Lymphoma Screening

Division: Hematopathology – Flow Cytometry

---

### FLT3/NPM1

Tube/Specimen: 4.0 mL EDTA Lavender stoppered Tube(s)  
Peripheral blood: Preferably 2 tubes, minimum volume 1 mL. Stability – 14 days at 4°C.  
Bone marrow: 1 tube, minimum volume 1 mL. Stability – 14 days at 4°C.  
Tissue: Send in saline at 4°C, or frozen on dry ice. Stability – 12 hours in saline at 4°C, or 7 days frozen.  
DNA: Stability – 3 months at 4°C or frozen.

Requisition: CD0046 or CD2573

Division: Molecular Diagnostics

Instructions: Blood/bone marrow must be kept at 4°C, accompanied by requisition.  
Any specimen referred from outside of Nova Scotia Health Central Zone must also be accompanied by a printout of the CBC results, as it is

Section: Management System\PLM\General\PLM Website\General\Test Catalogue\  
Doc#: 19453

Version: 160.0 Current  
Effective Date: 9/6/2023  
Page 101 of 234

The electronic copy that resides on the document control system is the valid document. Any paper document labeled **Uncontrolled** must be verified against the electronic version prior to use.

**Uncontrolled When Printed**

## PLM Laboratory Test Catalogue

important to know the white blood cell count prior to extracting the DNA.  
If multiple Molecular Diagnostics tests are ordered, only 2 tubes of peripheral blood or 1 tube of bone marrow are necessary.

LIS Mnemonic: 2LAVDNA

### Fluoxetine Level

Tube/Specimen: Plain red topped tube.

Referred Out: In-Common Laboratories

Instructions: Centrifuge at room temperature.  
Aliquot serum in plastic vial. **Freeze.**  
Do not accession for non-Nova Scotia Health *Central Zone* Hospitals  
Send copy of requisition.

Note: Royal Blue Trace Element SERUM tube (BD368380) and Lavender topped EDTA plasma tubes are also acceptable. Must indicate sample type on tube.

LIS Mnemonic: FLUOX

### Folate, Red Cell

Tube/Specimen: Lavender Stoppered 4.0 mL EDTA

Requisition: CD0002

Division: Clinical Chemistry - Core

Shipping: Mix whole blood for 2 minutes (no longer than 5 minutes), aliquot 1.0 mL whole blood. Whole blood is stable for 2 days at 2 to 8 °C.  
Freeze and send 1 mL frozen whole blood.  
Hematocrit value must be indicated on requisition.

Alternate Names: RBC Folate  
Red Blood Cell Folate

LIS Mnemonic: RBC FOL

### Folate, Serum

Tube/Specimen: Gold Stoppered 5.0 mL SST

Requisition: CD0002

Division: Clinical Chemistry - Core

Instructions: Can be done on the same tube as Vitamin B12 and Ferritin.

Shipping: Separate serum within 5 hours of collection. Serum stable for 7 days at 2 to 8°C. Freeze and send frozen serum, if longer.

Alternate Names: Serum Folate  
Folic Acid

LIS Mnemonic: FOL

### Folic Acid

see Folate, Serum

Section: Management System\PLM\General\PLM Website\General\Test Catalogue\  
Doc#: 19453

Version: 160.0 Current  
Effective Date: 9/6/2023  
Page 102 of 234

The electronic copy that resides on the document control system is the valid document. Any paper document labeled **Uncontrolled** must be verified against the electronic version prior to use.

**Uncontrolled When Printed**

## PLM Laboratory Test Catalogue

Division: Clinical Chemistry - Core

---

**Follicle Stimulating Hormone**                      **see FSH**

Division: Clinical Chemistry - Core

---

**Formic Acid**    **see Methanol**

Division: Clinical Chemistry - Toxicology

---

**FRDIL**    **see Phenytoin, Free**

Referred Out: In-Common Laboratories

---

**Free Erythrocyte Protoporphyrins**                      **see Protoporphyrin, Erythrocyte**

Referred Out: In-Common Laboratories

---

**Free Phenytoin**    **see Phenytoin, Free**

Referred Out: In-Common Laboratories

---

**Free Prostate Specific Antigen**                      **see PSA, Free**

Division: Clinical Chemistry - Core

---

**Free T3**

Tube/Specimen: Gold Stoppered 5.0 mL SST

Requisition: CD0002

Division: Clinical Chemistry - Core

Shipping: Separate serum within 5 hours of collection. Serum stable for 6 days at 2 to 8°C. Freeze and send frozen serum, if longer.

Alternate Names: Free Triiodothyronine

LIS Mnemonic: FT3  
T3 FREE

---

**Free T4**    **see Thyroxine, Free**

Division: Clinical Chemistry - Core

---

**Free Triiodothyronine**                                      **see Free T3**

**Section:** Management System\PLM\General\PLM Website\General\Test Catalogue\  
**Doc#:** 19453

**Version:** 160.0 Current  
**Effective Date:** 9/6/2023  
 Page 103 of 234

The electronic copy that resides on the document control system is the valid document. Any paper document labeled **Uncontrolled** must be verified against the electronic version prior to use.

**Uncontrolled When Printed**

## PLM Laboratory Test Catalogue

Division: Clinical Chemistry – Core

---

**Frisium** **see Clobazam**

Division: Clinical Chemistry - Toxicology

---

**Fructosamine**

Tube/Specimen: Gold topped SST tube.

Referred Out: In-Common Laboratories

Instructions: Centrifuge at room temperature.  
Hemolyzed or icteric (jaundiced) samples are not acceptable.  
 Aliquot 2.0 mL serum in plastic vial. **Freeze** at once.  
 Send copy of requisition.

LIS Mnemonic: Fructosam

---

**FSH**

Tube/Specimen: Gold Stoppered 5.0 mL SST

Requisition: CD0002

Division: Clinical Chemistry - Core

Shipping: Separate serum within 5 hours of collection. Serum stable for 7 days at 2 to 8°C. Freeze and send frozen serum, if longer.

Alternate Names: Follicle Stimulating Hormone

LIS Mnemonic: FSH

---

**FSH MD** **see Facioscapulohumeral Dystrophy**

Referred Out: Molecular Genetics Diagnostic Laboratory

---

**FV G1691 A Mutation** **see Factor V Leiden Mutation**

Division: Molecular Diagnostics

---

**FV Gene Mutation** **see Factor V Leiden Mutation**

Division: Molecular Diagnostics

---

**FXIII** **see Factor XIII Assay**

Referred Out: Hamilton General Hospital

---



## PLM Laboratory Test Catalogue

### G6PD

see **Glucose-6-Phosphate Dehydrogenase**

Referred Out: In-Common Laboratories

---

### Gabapentin Level

Tube/Specimen: Plain red topped tube.

Referred Out: In-Common Laboratories

Instructions: Centrifuge at room temperature.  
Aliquot 2.0 mL serum in plastic referred-out tube. **Freeze** at once.  
Do not accession for non-Nova Scotia Health *Central Zone* Hospitals  
Send copy of requisition.

LIS Mnemonic: GABA or Gabapentin RO

---

### GAD65 Antibody Glutamic Acid Decarboxylase see Anti-GAD

Referred Out: In-Common Laboratories

---

### Galactomannan Testing

Tube/Specimen: Gold Stoppered 5.0 mL SST or Bronchial Wash (BRW)/Lavage (BAL)

Requisition: CD0002/CD0432/ CD0433

Division: Virology-Immunology

Instructions: Specify test requested on the Microbiology requisition.

Comments: Only one specimen of each type will be processed per week. The most recent collection will be processed.  
Testing is only approved for patients from Hematology, 8A, 8B, 6B, Transplant or ID. Any requests from other ordering locations will require director approval.

LIS Mnemonic: GALACT

---

### Gamma Globulins

see **Immunoglobulins (GAM)**

Division: Clinical Chemistry - Core

---

### Gamma Glutamyl

see **Gamma GT, Plasma**

Division: Clinical Chemistry - Core

---

### Gamma GT, Plasma

Tube/Specimen: Light Green 4.5 mL Lithium heparin and gel for plasma separation

Requisition: CD0002

Division: Clinical Chemistry - Core

**Section:** Management System\PLM\General\PLM Website\General\Test Catalogue\  
**Doc#:** 19453

**Version:** 160.0 Current

**Effective Date:** 9/6/2023

Page 105 of 234

The electronic copy that resides on the document control system is the valid document. Any paper document labeled **Uncontrolled** must be verified against the electronic version prior to use.

**Uncontrolled When Printed**

## PLM Laboratory Test Catalogue

Alternate Names: Gamma Glutamyl Transpeptidase  
Gamma Glutamyltransferase  
GGT

LIS Mnemonic: GGT

---

**Ganglioside Antibody**      **see GM1 Ganglioside Antibody or GQ1B IgG Antibody** (Physician must specify)

Referred Out: In-Common Laboratories

---

**Ganglioside GQ1B IgG Antibody**      **see GQ1B IgG Antibody**

Referred Out: In-Common Laboratories

---

### Gastrin

Tube/Specimen: Gold Stoppered 5.0 mL SST on ice  
Patient must be fasting (12 hours or longer). Unknown or Not Fasting status will not be processed.

Requisition: CD0002

Division: Clinical Chemistry - Core

Instructions: High circulating biotin levels may reduce results by more than 10% of the true value. Patients must discontinue any biotin supplement at least 3 days prior to testing.  
Specimens collected at QEII HSC must be placed on ice and sent to the processing area immediately. Separate the serum from the cells in a refrigerated centrifuge within 1 hour. Aliquot and freeze immediately.

Stability: Frozen: 30 days

Shipping: Send 1.0 mL frozen serum. Thawed specimens are unacceptable.

LIS Mnemonic: GAST

---

**Gene Rearrangements**      **see specific test (bcl-1, bcl-2, BCR/abl)**

Division: Molecular Diagnostics

---

**Genetic Testing for C282Y**      **see Hemochromatosis**

Division: Molecular Diagnostics

---

### Gen Probe AMTD, CSF and Tissue (Amplified Mycobacterium Tuberculosis Detection)

Tube/Specimen: CSF or Tissue

Referred Out: Central Public Health Lab

Instructions: Shipped as Biological Substances Category B or may also be sent as Category A.

**Section:** Management System\PLM\General\PLM Website\General\Test Catalogue\  
**Doc#:** 19453

**Version:** 160.0 Current  
**Effective Date:** 9/6/2023

Page 106 of 234

The electronic copy that resides on the document control system is the valid document. Any paper document labeled **Uncontrolled** must be verified against the electronic version prior to use.

**Uncontrolled When Printed**

## PLM Laboratory Test Catalogue

---

### Gentamicin Level

Tube/Specimen: Plain Red Tube 6 or 10 mL

Requisition: CD0002

Division: Clinical Chemistry - Core

Comments: Gentamicin may be administered using 2 dosing strategies:  
 If Gentamicin is administered once daily (much larger than traditional doses) for patients who have good renal function and have no other exclusions, eg. Endocarditis, dialysis, surgical prophylaxis, burns (>20%), only pre specimens are required. Take Pre (trough) blood specimen 6 hours before next dose is administered.  
 If Gentamicin is administered more often (q8 – 12 hours), both pre and post specimens are required. Take Post (peak) blood specimen 30 minutes after completion of intravenous dose or 60 minutes after an intramuscular dose is administered. Take Pre (trough) blood specimen 30 minutes before next dose is administered.  
 The time specimen was collected (pre/post) should be indicated on the requisition and tubes.  
 For information call the laboratory at 902-473-6886.

Alternate Names: Aminoglycoside Level

LIS Mnemonic: GENT PRE  
 GENT POST  
 GENT TNS

---

### GGT see Gamma GT, Plasma

Division: Clinical Chemistry - Core

---

### GH see Human Growth Hormone

Division: Clinical Chemistry - Core

---

### GH-RH see Growth Hormone-Releasing Hormone

Referred Out: Mayo Medical Laboratories

---

### Gleevec Blood Monitoring

Tube/Specimen: 4.0 mL Green topped Sodium Heparin tube. **Do not collect Friday or after 1:00 pm! Keep on ice.**

Referred Out: Warnex Medical Laboratories

Instructions: Send Gleevec Blood Monitoring Form along with sample.

LIS Mnemonic: Misc. Referred-Out

---

### Globulin see Protein Total and Albumin Plasma

Division: Clinical Chemistry - Core

---

### Glucagon

Section: Management System\PLM\General\PLM Website\General\Test Catalogue\  
 Doc#: 19453

Version: 160.0 Current  
 Effective Date: 9/6/2023  
 Page 107 of 234

The electronic copy that resides on the document control system is the valid document. Any paper document labeled **Uncontrolled** must be verified against the electronic version prior to use.

**Uncontrolled When Printed**

## PLM Laboratory Test Catalogue

Tube/Specimen: Collect two 4 mL or one 6 mL **chilled** lavender topped EDTA tube(s). **Place on ice.** Fasting is recommended by the testing site for best results, however not required.

Referred Out: In-Common Laboratories

Instructions: Centrifuge at 4°C.  
Aliquot 2.0 mL plasma in plastic vial. **Freeze immediately.**  
Do not accession for non-Nova Scotia Health *Central Zone* Hospitals  
Send copy of requisition.

LIS Mnemonic: Glucagon RO

### Glucose-6-Phosphate Dehydrogenase (G6PD)

Tube/Specimen: 4.5 mL lavender topped EDTA tube.

Referred Out: In-Common Laboratories

Instructions: Keep refrigerated.  
Do NOT freeze.  
Do not accession for non-Nova Scotia Health *Central Zone* Hospitals  
Send copy of requisition.

LIS Mnemonic: G6PD

### Glucose AC, Plasma

Tube/Specimen: Light Green 4.5 mL Lithium heparin and gel for plasma separation

Requisition: CD0002

Division: Clinical Chemistry - Core

Instructions: Specimens must be delivered to the laboratory within 2 hours of collection. Check off AC Glucose on the requisition. Patient should be fasting for at least 8 hours.

Alternate Names: AC Blood Sugar  
Blood Sugar

LIS Mnemonic: GLU AC

### Glucose Challenge Test, Plasma

Tube/Specimen: Light Green 4.5 mL Lithium heparin and gel for plasma separation

Requisition: CD0002

Division: Clinical Chemistry - Core

Instructions: Give the patient 50 grams glucose drink. Specimen is collected one (1) hour after the drink is finished.

Note: This test is for pregnant patients. The patient must not be fasting.

Alternate Names: 1-hour GCT

LIS Mnemonic: 1 HR GCT

**Section:** Management System\PLM\General\PLM Website\General\Test Catalogue\  
**Doc#:** 19453

**Version:** 160.0 Current  
**Effective Date:** 9/6/2023  
Page 108 of 234

The electronic copy that resides on the document control system is the valid document. Any paper document labeled **Uncontrolled** must be verified against the electronic version prior to use.

**Uncontrolled When Printed**

TRUTOL

---

**Glucose, Fluids**

Tube/Specimen: Submit only one of the following specimens:  
 Spinal Fluid: 1.0 mL Spinal Fluid collected in sterile plastic screw top tube  
 Dialysate Fluid: 10 mL Dialysate Fluid collected in sterile plastic screw top tubes  
 Miscellaneous Body Fluid: 10.0 mL Body Fluid collected in sterile plastic screw top tubes

Requisition: CD0002

Division: Clinical Chemistry - Core

Shipping: If sending specimen from outside QEII HSC, transport at room temperature.

LIS Mnemonic: CSF GLU  
 DF GLU  
 BF GLU

---

**Glucose PC, Plasma**

Tube/Specimen: Light Green 4.5 mL Lithium heparin and gel for plasma separation

Requisition: CD0002

Division: Clinical Chemistry - Core

Instructions: Specimens must be delivered to the laboratory within 2 hours of collection.  
 In order to ensure that timed determinations are taken properly, please give Blood Collection Service at least 30 minutes prior notice.  
 Blood Collection does not take appointments after 1530 hours.  
 Check off PC Glucose on the requisition.

Alternate Names: Sugar PC

LIS Mnemonic: GLU PC  
 GLU PC 2HR

---

**Glucose Profile, Plasma**

Tube/Specimen: Light Green 4.5 mL Lithium heparin and gel for plasma separation

Requisition: CD0002

Division: Clinical Chemistry - Core

Instructions: Drawn four times over a 24 hour period 1 hr AC & 2 hr PC breakfast 1 hr AC & 2 hr PC

LIS Mnemonic: GLU AC  
 GLU PC 2HR

---

**Glucose Random, Plasma**

Tube/Specimen: Light Green 4.5 mL Lithium heparin and gel for plasma separation

Requisition: CD0002

**Section:** Management System\PLM\General\PLM Website\General\Test Catalogue\  
**Doc#:** 19453

**Version:** 160.0 Current  
**Effective Date:** 9/6/2023  
 Page 109 of 234

The electronic copy that resides on the document control system is the valid document. Any paper document labeled **Uncontrolled** must be verified against the electronic version prior to use.

**Uncontrolled When Printed**

## PLM Laboratory Test Catalogue

Division: Clinical Chemistry - Core

LIS Mnemonic: GLU R

---

### Glucose Tolerance Test (GDM), Plasma

Tube/Specimen: Light Green 4.5 mL Lithium heparin and gel for plasma separation

Requisition: CD0002

Division: Clinical Chemistry - Core

Instructions: For glucose tolerance testing for gestational diabetes mellitus (GDM) three specimens will be drawn: fasting, 60 minutes and 120 minutes after the patient has finished the glucose drink. Specimens must be labeled with collection times.

Comments: **Patient Preparation:**  
Fasting and post dosage specimens are required. Patients must be fasting 8 hours. Collect fasting specimen. Patient is given the 75 g glucose drink immediately after taking the fasting glucose blood sample.

Note: This test is for pregnant females.

Alternate Names: GTT  
GTT2

LIS Mnemonic: GTT2GDM  
2HR GTT GDM

---

### Glucose Tolerance Test (Non-GDM), Plasma

Tube/Specimen: Light Green 4.5 mL Lithium heparin and gel for plasma separation

Requisition: CD0002

Division: Clinical Chemistry - Core

Instructions: For oral glucose tolerance on everyone except pregnant females, only 2 specimens will be drawn, the fasting specimen and a specimen 120 minutes after the patient has finished glucose drink. Specimens must be labeled with collection times.

Comments: **Patient Preparation:**  
Fasting and post dosage specimens are required.  
Patients must be fasting 8 hours. Collect fasting specimen. Patient is given the 75 g glucose drink immediately after taking the fasting glucose blood sample.

Note: This test is for males and non-pregnant females. For pregnant females see Glucose Tolerance Test (GDM), Plasma.

Alternate Names: GTT  
GTT2

LIS Mnemonic: GTT2  
2HR GTT NON GDM

---

### Glucose, Urine

Random and 24-hour Urine Glucose testing no longer offered as of February 4, 2019

---

### Glycolic Acid

see Ethylene Glycol

Section: Management System\PLM\General\PLM Website\General\Test Catalogue\  
Doc#: 19453

Version: 160.0 Current  
Effective Date: 9/6/2023

Page 110 of 234

The electronic copy that resides on the document control system is the valid document. Any paper document labeled **Uncontrolled** must be verified against the electronic version prior to use.

**Uncontrolled When Printed**

## PLM Laboratory Test Catalogue

Division: Clinical Chemistry - Toxicology

---

### Glycosylated Hemoglobin see Hemoglobin A1C

Division: Clinical Chemistry - Immunology

---

### GM1 Ganglioside Antibody (Do Not Confuse with GQ1B IgG Antibody)

Tube/Specimen: Plain red topped tube. Gold topped SST tubes are **not** acceptable.

Referred Out: In-Common Laboratories

Instructions: Transfer 1.0 mL serum in each of two plastic vials. **Freeze immediately.**  
Do not accession for non-Nova Scotia Health *Central Zone* Hospitals  
Send copy of requisition.

LIS Mnemonic: GM1AB

---

### Gonadotropin Releasing Hormone (Gn-RH) (Do Not Confuse with GH-RH)

Tube/Specimen: Two gold topped SST tubes.

Referred Out: Mayo Medical Laboratories

Instructions: Aliquot 3.0 mL serum in plastic vial. **Freeze immediately.**  
If the specimen thaws, it is unsuitable for analysis.  
Do not accession for non-Nova Scotia Health *Central Zone* Hospitals  
Send copy of requisition.

LIS Mnemonic: FGNRH

---

### GP (Surface Glycoprotein Analysis-GP IbIX and IIbIIIa)

Tube/Specimen: One 4.5 mL light blue topped Sodium Citrate or one 7.0 mL yellow topped ACD tube.

Referred Out: McMaster University HSC

Instructions: Send to Hematopathology Coagulation lab for processing.  
Store and ship at room temperature.

LIS Mnemonic: MISC HEM

---

### GQ1B IgG Antibody (Do Not Confuse with GM1 Ganglioside Antibody)

Tube/Specimen: Gold topped SST tube.

Referred Out: In-Common Laboratories

Instructions: Aliquot serum and **Freeze.**  
Do not accession for non-Nova Scotia Health *Central Zone* Hospitals

Section: Management System\PLM\General\PLM Website\General\Test Catalogue\  
Doc#: 19453

Version: 160.0 Current  
Effective Date: 9/6/2023  
Page 111 of 234

The electronic copy that resides on the document control system is the valid document. Any paper document labeled **Uncontrolled** must be verified against the electronic version prior to use.

**Uncontrolled When Printed**

## PLM Laboratory Test Catalogue

Send copy of requisition.

Stability: 21 days frozen.

LIS Mnemonic: GQ1BAB or GQ1B IgG Antibody

### Group and Crossmatch

see Type and Screen (ABO/Rh and Antibody Screen)

Division: Transfusion Medicine

### Group and Type

see ABO Group and Rh Type

Division: Transfusion Medicine

### Growth Hormone

see Human Growth Hormone

Division: Clinical Chemistry - Core

### Growth Hormone Releasing Hormone (GH-RH) (Do Not Confuse with Gn-RH)

Tube/Specimen: Two gold topped SST tubes.

Referred Out: Mayo Medical Laboratories

Instructions: Aliquot 3.0 mL serum into plastic vial. **Freeze immediately.**  
If the specimen thaws, it is unsuitable for analysis.  
Do not accession for non-Nova Scotia Health *Central Zone* Hospitals  
Send copy of requisition.

LIS Mnemonic: FIRGH

### GTT

see Glucose Tolerance Test, Plasma

Division: Clinical Chemistry - Core

### GTT2

see Glucose Tolerance Test, Plasma

Division: Clinical Chemistry - Core

### H Pylori

see Helicobacter Pylori Stool Antigen

Division: Microbiology

Note: After Nov 1, 2016 Helicobacter pylori serology will no longer be performed. Stool antigen testing is the preferred testing method. If active infection is suspected please submit a fresh stool in a sterile container.

### H63D

see Hemochromatosis

Division: Molecular Diagnostics

Section: Management System\PLM\General\PLM Website\General\Test Catalogue\  
Doc#: 19453

Version: 160.0 Current

Effective Date: 9/6/2023

Page 112 of 234

The electronic copy that resides on the document control system is the valid document. Any paper document labeled **Uncontrolled** must be verified against the electronic version prior to use.

**Uncontrolled When Printed**



---

### Haemophilus influenza

#### Routine typing from sterile sites or questionable outbreaks

Tube/Specimen: Isolate, Typing  
Referred Out: IWK Microbiology Lab  
Instructions: Shipped as Biological Substances Category B  
Porter service for delivery

---

### Hantavirus Serology

Tube/Specimen: Gold Stoppered 5.0 mL SST tube  
Requisition: CD0432/ CD0433  
Division: Microbiology-Immunology  
Instructions: Clinical data should be indicated on the requisition.  
Note: This test will be referred out by the laboratory.  
LIS Mnemonic: RO HANTA

---

### Haptoglobin

Tube/Specimen: Gold Stoppered 5.0 mL SST  
Requisition: CD0002  
Division: Clinical Chemistry - Core  
Shipping: Separate serum within 5 hours of collection. Serum stable for 7 days at 2 to 8°C. Freeze and send frozen serum, if longer.  
LIS Mnemonic: HAPTO

---

### HAV

**see Hepatitis A Testing**

Division: Virology-Immunology

---

### Hb

**see Profile**

Division: Hematopathology - Core

---

### HCG (Quant), Plasma

Tube/Specimen: Light Green 4.5 mL Lithium heparin and gel for plasma separation  
Requisition: CD0002  
Division: Clinical Chemistry - Core  
Shipping: Separate plasma within 5 hours of collection. Plasma stable at 2 to 8°C for 7 days.

Section: Management System\PLM\General\PLM Website\General\Test Catalogue\  
Doc#: 19453

Version: 160.0 Current  
Effective Date: 9/6/2023  
Page 113 of 234

The electronic copy that resides on the document control system is the valid document. Any paper document labeled **Uncontrolled** must be verified against the electronic version prior to use.

**Uncontrolled When Printed**

## PLM Laboratory Test Catalogue

Freeze and send frozen plasma, if longer.

Alternate Names: Chorionic Gonadotropin Beta-Subunit  
HCG-Beta Subunit  
Human Chorionic Gonadotropin

LIS Mnemonic: HCG  
BHCG QUANT

### **HCG Beta Subunit** **see HCG (Quant), Plasma**

Division: Clinical Chemistry - Core

### **HCO3, Plasma** **see Bicarbonate, Plasma**

Division: Clinical Chemistry - Core

### **HCT** **see Profile**

Division: Hematopathology - Core

### **HDL-Cholesterol, Plasma**

Tube/Specimen: Light Green 4.5 mL Lithium heparin and gel for plasma separation

Requisition: CD0002

Division: Clinical Chemistry - Core

Instructions: Patient fasting is at the discretion of the ordering physician and must be indicated on the requisition.

Alternate Names: High Density Lipoprotein Cholesterol

LIS Mnemonic: HDL

### **Heat Shock Protein** **see F68KD**

Referred Out: Mayo Medical Laboratories

### **Heavy Metal Testing** **see Trace Element Panels**

Referred Out: London HSC-Victoria Hospital

### **Heinz Bodies**

Tube/Specimen: Lavender Stoppered 4.0 mL EDTA

Requisition: CD0002

Division: Hematopathology - Core

**Section:** Management System\PLM\General\PLM Website\General\Test Catalogue\  
**Doc#:** 19453

**Version:** 160.0 Current  
**Effective Date:** 9/6/2023  
Page 114 of 234

The electronic copy that resides on the document control system is the valid document. Any paper document labeled **Uncontrolled** must be verified against the electronic version prior to use.

**Uncontrolled When Printed**

### Helicobacter Pylori Stool Antigen

Tube/Specimen: Stool in sterile container.

Referred Out: IWK Microbiology Lab

Instructions: Send to VG Microbiology lab with original requisition. Microbiology will refer tests out.  
Refrigerate at 2 to 8°C.  
If stool cannot be submitted to the laboratory within 72 hours, the specimen should be frozen at -20°C.

Note: As of Nov 1, 2016, Helicobacter pylori serology will no longer be performed. Stool antigen testing is the preferred testing method. If active infection is suspected please submit a fresh stool in a sterile container as explained here.

LIS Mnemonic: IWKHP

### Hem Microorganism

Tube/Specimen: Lavender Stoppered 4.0 mL EDTA tube or 4 Thick and 4 Thin Smears

Requisition: CD0002

Division: Hematopathology – Microscopy

Comments: Analysis includes Thick & Thin Smear Review

Instructions: EDTA specimens are acceptable if received in the Core Lab within 4 hours of collection; otherwise 4 Thick and 4 Thin smears are required.

Stability: EDTA specimen: 4 hours at room temperature.

Alternate Names: Anaplasma Smear  
Babesia Smear  
Ehrlichia Smear  
Microfilaria Smear  
Trypanosoma Smear

LIS Mnemonic: Hem Microorg  
Hem Microorganisms

### Hematocrit see Profile

Division: Hematopathology - Core

### Hemochromatosis

Tube/Specimen: Lavender Stoppered 4.0 mL EDTA (preferred)  
Peripheral blood: 1 tube, minimum volume 1 mL. Stability – 14 days at 4 degrees Celsius.  
Bone marrow: 1 tube, minimum volume 1 mL. Stability – 14 days at 4 degrees Celsius.  
Tissue: Send in saline at 4 degrees Celsius, or frozen on dry ice. Stability – 12 hours in saline at 4 degrees Celsius, or 7 days frozen.

Requisition: CD0002 or CD2573

Division: Molecular Diagnostics

Instructions: Blood/bone marrow must be kept at 4 degrees Celsius, accompanied by requisition.  
If multiple Molecular Diagnostics tests are ordered, only 2 tubes of peripheral blood or 1 tube of bone marrow are necessary.

Alternate Names: HLA-H

Section: Management System\PLM\General\PLM Website\General\Test Catalogue\  
Doc#: 19453

Version: 160.0 Current  
Effective Date: 9/6/2023  
Page 115 of 234

The electronic copy that resides on the document control system is the valid document. Any paper document labeled **Uncontrolled** must be verified against the electronic version prior to use.

**Uncontrolled When Printed**

## PLM Laboratory Test Catalogue

HFE  
Human Leukocyte Antigen-H  
DNA Probe for Hemochromatosis  
Genetic Testing for C282Y  
C282Y  
H63D

LIS Mnemonic: HH

---

### Hemoglobin

see Profile

Division: Hematopathology - Routine

---

### Hemoglobin A1C

Tube/Specimen: One Lavender stoppered 4.0 mL EDTA tube. This tube is not to be shared.

Requisition: CD0002

Division: Clinical Chemistry – Immunology

Instructions: The tube collected for this assay cannot be shared for other assays.

Shipping: Send whole blood at room temperature. Sample is acceptable at room temperature for 24 hours and 7 days at 2 to 8°C.

Alternate Names: Glycosylated Hemoglobin  
Hgb A1C

---

### Hemoglobin and Hematocrit, Body Fluid

Tube/Specimen: Lavender Stoppered 4.0 mL EDTA Jackson Pratt Drain or JP Drain

Requisition: CD0002

Division: Hematopathology - Core

---

### Hemoglobin Electrophoresis

Tube/Specimen: Lavender Stoppered 4.0 mL EDTA

Requisition: CD0002

Division: Hematopathology – Immunology

Instructions: Specimens must be analyzed within 7 days and stored between 2 to 8 degrees.  
Do not store at room temperature.

Alternate Names: Thalassemia Screen  
Alpha Thalassemia Screen

---

### Hemoglobin F

see Fetal Hemoglobin

Division: Hematopathology - Immunology

---

Section: Management System\PLM\General\PLM Website\General\Test Catalogue\  
Doc#: 19453

Version: 160.0 Current  
Effective Date: 9/6/2023

Page 116 of 234

The electronic copy that resides on the document control system is the valid document. Any paper document labeled **Uncontrolled** must be verified against the electronic version prior to use.

**Uncontrolled When Printed**

## PLM Laboratory Test Catalogue

### Hemogram (i.e. Hb HCT WBC) see Profile

Division: Hematopathology - Core

### Hemophilia A Inversion see Hemophilia Carrier Testing

Division: Molecular Diagnostics

### Hemophilia and von Willebrand's Disease Genotype

Tube/Specimen: 4.0 mL EDTA Lavender stoppered tube(s).  
 Peripheral blood: Preferably 2 tubes, minimum volume 1 mL. Stability – 5 days at 4°C or 1 month frozen.  
 DNA: Stability – 3 months at 4°C or frozen.

Requisition: CD0046 or CD2573

Division: Molecular Diagnostics

Instructions: Blood must be kept at 4°C or frozen, accompanied by requisition.  
 Send sample to Hematopathology Molecular lab who will refer it out to the National Inherited Bleeding Disorder Genotyping Laboratory at Queen's University.

Alternate Names: Hemophilia A inversion  
 Factor VIII mutation

LIS Mnemonic: 2LAVDNA

### Hemophilia Carrier Testing

Tube/Specimen: 4.0 mL EDTA Lavender stoppered tube(s)  
 Peripheral blood: Preferably 2 tubes, minimum volume 1 mL. Stability – 5 days at 4°C or 1 month frozen.  
 DNA: Stability – 3 months at 4°C or frozen.

Requisition: CD0046 or CD2573

Division: Molecular Diagnostics

Instructions: Blood must be kept at 4°C or frozen, accompanied by requisition.  
 Send sample to Hematopathology Molecular lab who will refer it out to the National Inherited Bleeding Disorder Genotyping Laboratory at Queen's University.

Alternate Names: Hemophilia A inversion  
 Factor VIII mutation

LIS Mnemonic: 2LAVDNA

### Hemosiderin, Random Urine or 24-Hour Urine

Tube/Specimen: Random collection using a mid-stream technique to eliminate bacterial contamination or 24-hour urine collection (preferred) in a plain container.

Requisition: CD0002

Division: Hematopathology – Microscopy

Instructions: Specimen required: 10 mL urine aliquot from well-mixed collection.

**Section:** Management System\PLM\General\PLM Website\General\Test Catalogue\  
**Doc#:** 19453

**Version:** 160.0 Current  
**Effective Date:** 9/6/2023  
 Page 117 of 234

The electronic copy that resides on the document control system is the valid document. Any paper document labeled **Uncontrolled** must be verified against the electronic version prior to use.

**Uncontrolled When Printed**

## PLM Laboratory Test Catalogue

Record the 'Original Container Type' on the requisition as Plain, Acid or Sodium Carbonate.

Stability: Room temperature 2 hours and 2 to 8°C (preferred) for 24 hours.

LIS Mnemonic: U Hemosid

### Heparin Induced Thrombocytopenia (HIT)

Tube/Specimen: Two Plain Red Tubes 6 or 10 mL (serum) **and** two Light Blue Stoppered 2.7 mL buffered NA (sodium) citrate, must be a full draw (plasma)

Requisition: CD0002

Division: Hematopathology - Coagulation

Instructions: **If sending frozen aliquots please double spin and clearly indicate which aliquots are plasma and which aliquots are serum.** Please send 4 frozen 1.0 mL aliquots of serum and 3 frozen 1.0 mL aliquots of platelet poor plasma. Send frozen on dry ice. [A OE Heparin Induced Thrombocytopenia Questionnaire Form #5970](#) must be entirely completed and must accompany the specimens. Both serum and plasma specimens must be platelet poor.

Comments: Specimens anticoagulated with heparin are not suitable for testing with this assay and must not be used. Specimens may be referred out to McMaster University HSC.

Alternate Names: HIT

### Heparin XA see Anti-XA

Division: Hematopathology - Coagulation

### Hepatitis A Antibody IgG see Hepatitis A Testing

Division: Virology-Immunology

### Hepatitis A Antibody IgM see Hepatitis A Testing

Division: Virology-Immunology

### Hepatitis A Immune Status see Hepatitis A Testing

Division: Virology-Immunology

### Hepatitis A Testing

Tube/Specimen: Gold Stoppered 5.0 mL SST

Requisition: CD0002A/ CD0002B

Division: Virology-Immunology

Comments: Clinical data should be indicated on requisition. Indicate whether immunity (IgG) or recent infection (IgM) is required.

LIS Mnemonic: HEPAG (IgG)  
HEPAM (IgM)

---

### Hepatitis B Core Antibody (Total IgG and IgM)

Tube/Specimen: Gold Stoppered 5.0 mL SST tube  
Requisition: CD0002A/ CD0002B  
Division: Virology-Immunology  
LIS Mnemonic: HBCAB

---

### Hepatitis B Core Antibody IgM

Tube/Specimen: Gold Stoppered 5.0 mL SST tube  
Requisition: CD0002A/CD0002B  
Division: Microbiology-Immunology  
Note: This test will be referred out by the laboratory.  
LIS Mnemonic: RO ROSER

---

### Hepatitis B e Antigen and Antibody

Tube/Specimen: Gold Stoppered 5.0 mL SST tube  
Requisition: CD0002A/ CD0002B  
Division: Virology-Immunology  
LIS Mnemonic: HBE

---

### Hepatitis B Genotyping

Tube/Specimen: Gold Stoppered 5.0 mL SST  
Requisition: CD0432/ CD0433  
Division: Virology-Immunology  
Instructions: Specify test requested on the Microbiology requisition.  
Clinical data must be indicated on the requisition.  
Comments: This test will be referred out by the laboratory.  
LIS Mnemonic: RO ROSER

---

### Hepatitis B Surface Antibody

Tube/Specimen: Gold Stoppered 5.0 mL SST tube  
Requisition: CD0002A/ CD0002B  
Division: Virology-Immunology

Section: Management System\PLM\General\PLM Website\General\Test Catalogue\  
Doc#: 19453

Version: 160.0 Current  
Effective Date: 9/6/2023  
Page 119 of 234

The electronic copy that resides on the document control system is the valid document. Any paper document labeled **Uncontrolled** must be verified against the electronic version prior to use.

**Uncontrolled When Printed**

Comments: Immunity, post vaccination or immunization

Alternate Name: HB Surface Ab

LIS Mnemonic: HBSAB

---

### Hepatitis B Surface Antigen

Tube/Specimen: Gold Stoppered 5.0 mL SST tube

Requisition: CD0002A/ CD0002B

Division: Virology-Immunology

Comments: Diagnosis, for needlestick injury or prenatal screening

Alternate Name: HB Surface Ag

LIS Mnemonic: HBSAG

---

### Hepatitis B Viral Load

Tube/Specimen: Gold Stoppered 5.0 mL SST tube

Requisition: CD0002A/ CD0002B

Division: Virology-Immunology

Comments: Quantitative

Alternate Name: HBV DNA

LIS Mnemonic: HBVVL

---

### Hepatitis C Antibody

Tube/Specimen: Two Gold Stoppered 5.0 mL SST tubes

Requisition: CD0002A/ CD0002B

Division: Virology-Immunology

Comments: Diagnosis

Alternate Names: Anti HCV  
HCV Antibody

LIS Mnemonic: HEPC

---

### Hepatitis C Genotype

Tube/Specimen: Two Gold Stoppered 5.0 mL SST tubes

Requisition: CD0002A/ CD0002B

Division: Virology-Immunology

Section: Management System\PLM\General\PLM Website\General\Test Catalogue\  
Doc#: 19453

Version: 160.0 Current  
Effective Date: 9/6/2023

Page 120 of 234

The electronic copy that resides on the document control system is the valid document. Any paper document labeled **Uncontrolled** must be verified against the electronic version prior to use.

**Uncontrolled When Printed**



LIS Mnemonic: HEPCGENO

---

### Hepatitis C Resistance

Tube/Specimen: Lavender stoppered 4.0 mL EDTA tube

Requisition: Laboratory Requisition Form for NON-B.C. Patients Only

Division: Virology-Immunology

Shipping: Whole blood may be transported at 2 to 8°C if it will be received within 24 hours. If not, separate plasma by centrifugation at 3000g for 20 minutes. Ship one 2mL aliquot at 2 to 8°C if it will be received within 48 hours otherwise ship plasma frozen.

LIS Mnemonic: RO HEPCRES

---

### Hepatitis C Riba

Tube/Specimen: Two Gold Stoppered 5.0 mL SST tubes

Requisition: CD0002A/ CD0002B

Division: Virology-Immunology

Comment: Confirmatory antibody testing, qualitative

Alternate Name: HCV RIBA

LIS Mnemonic: HEPCRIBA

---

### Hepatitis C Viral Load

Tube/Specimen: Two Gold Stoppered 5.0 mL SST tubes

Requisition: CD0002A/ CD0002B

Division: Virology-Immunology

Comment: Quantitative

Alternate Names: HCV PCR  
HCV RNA  
HCV Viral Load

LIS Mnemonic: HCVVL

---

### Hepatitis D

Tube/Specimen: Gold Stoppered 5.0 mL SST tube

Requisition: CD0002A/CD0002B

Division: Microbiology-Immunology

Instructions: Clinical data should be indicated on the requisition. Patient must be HBsAG positive.

## PLM Laboratory Test Catalogue

Note: This test will be referred out by the laboratory.

LIS Mnemonic: RO ROSER

---

### Hepatitis E

Tube/Specimen: Gold Stoppered 5.0 mL SST tube

Requisition: CD0002A/CD0002B

Division: Microbiology-Immunology

Instructions: Clinical data should be indicated on the requisition.

Note: This test will be referred out by the laboratory.

LIS Mnemonic: RO ROSER

---

### Her-2 neu FISH

Tube/Specimen: Tissue in paraffin block

Requisition: CD2573

Division: Molecular Diagnostics

Instructions: To be ordered only by a Nova Scotia Health Central Zone pathologist.

---

### Herpes Typing by Real Time

Tube/Specimen: CSF (0.5 mL sterile sample)

Requisition: CD0432/ CD0433

Division: Microbiology Epidemiology Lab

---

### Hexosaminidase, Beta

Tube/Specimen: MALES and Non-pregnant Females: Plain red topped tube.  
Aliquot 2.0 mL serum in plastic vial. **Freeze**.  
Unsuitable if thawed.  
PREGNANT Females: Green topped heparinized tube. **Do Not Centrifuge! Do Not Freeze!**

Referred Out: Hospital for Sick Children Metabolic Diseases Laboratory

Instructions: **Contact Referred-Out bench at 902-473-7237.**  
Indicate if pregnant or on oral contraceptives.  
Indicate the Ethnicity/Race of the patient.  
Physician must complete applicable Sick Kids requisition for referral laboratory testing.  
If testing for Tay-Sachs Carrier Detection, submit completed Metabolic Diseases & Genome Diagnostics for Tay-Sachs requisition, otherwise submit the Metabolic Disease-Lysosomal Enzyme requisition.

LIS Mnemonic: MISC REF

---

## PLM Laboratory Test Catalogue

**HFE** **see Hemochromatosis**

Division: Molecular Diagnostics

---

**Hgb A1C** **see Hemoglobin A1C**

Division: Clinical Chemistry - Immunology

---

**HGH** **see Human Growth Hormone**

Division: Clinical Chemistry - Core

---

**High Density Lipoprotein** **see HDL-Cholesterol, Plasma**

Division: Clinical Chemistry - Core

---

**High Sensitive CRP** **see C-Reactive Protein – HS (High Sensitivity), Plasma**

Division: Clinical Chemistry - Core

---

**Histamine**

Tube/Specimen: Lavender topped EDTA tube.

Referred Out: Mayo Medical Laboratories

Instructions: **Cool immediately** on ice after collection.  
Centrifuge at 1500 rpm for 10 minutes at 4°C within 20 minutes of collection.  
Aliquot at least 1.0 mL plasma and **freeze immediately**.  
Do not accession for non-Nova Scotia Health *Central Zone* Hospitals  
Send copy of requisition.

Stability: 28 days frozen.

LIS Mnemonic: Histamine

---

**Histone Antibodies**

Tube/Specimen: Gold topped SST tube.

Referred Out: In-Common Laboratories

Instructions: Aliquot 1.0 mL serum. **Freeze immediately**.  
Send copy of requisition.

Note: Ship frozen.

LIS Mnemonic: HISAB

---

**Histoplasma Capsulation** **see Histoplasmosis Serology**

Section: Management System\PLM\General\PLM Website\General\Test Catalogue\  
Doc#: 19453

Version: 160.0 Current

Effective Date: 9/6/2023

Page 123 of 234

The electronic copy that resides on the document control system is the valid document. Any paper document labeled **Uncontrolled** must be verified against the electronic version prior to use.

**Uncontrolled When Printed**

## PLM Laboratory Test Catalogue

Division: Virology-Immunology

---

### **Histoplasmen** **see Histoplasmosis Serology**

Division: Virology-Immunology

---

### **Histoplasmosis Serology**

Tube/Specimen: Gold Stoppered 5.0 mL SST

Requisition: CD0432/ CD0433

Division: Virology-Immunology

Instructions: Clinical data should be indicated on the requisition.

Note: For Histoplasmosis cultures, see the "Microbiology User's Manual". This test will be referred out by the laboratory.

Alternate Names: Histoplasma Capsulation  
Histoplasmen

LIS Mnemonic: RO HISTO

---

### **HIV Genotyping and Drug Resistance**

Tube/Specimen: Lavender stoppered 4.0 mL EDTA tube

Requisition: Laboratory Requisition Form for NON-B.C. Patients Only

Division: Virology-Immunology

Shipping: Whole blood may be transported at 2 to 25°C if it will be received within 24 hours. If not, separate plasma by centrifugation at 3000g for 20 minutes. Ship one 2mL aliquot of plasma frozen.

LIS Mnemonic: RO HIVGDR

---

### **HIV Viral Load** **see HIV-1 Viral Load**

Division: Virology-Immunology

---

### **HIV-1 Viral Load**

Tube/Specimen: Two Lavender Stoppered 4.0 mL EDTA tubes.

Requisition: CD0002A/CD0002B

Division: Virology-Immunology

Shipping: Whole blood may be transported at 2 to 25°C if it will be received within 24 hours. If not, separate plasma by centrifugation at 3000g for 20 minutes and ship two 2 mL aliquots at 2 to 8°C.

Alternate Names: HIV Viral Load

LIS Mnemonic: VLNS

---

**Section:** Management System\PLM\General\PLM Website\General\Test Catalogue\  
**Doc#:** 19453

**Version:** 160.0 Current  
**Effective Date:** 9/6/2023

Page 124 of 234

The electronic copy that resides on the document control system is the valid document. Any paper document labeled **Uncontrolled** must be verified against the electronic version prior to use.

**Uncontrolled When Printed**

## PLM Laboratory Test Catalogue

---

### HIV-1/HIV-2

Tube/Specimen: Gold Stoppered 5.0 mL SST  
 Requisition: CD0002A / CD0002B  
 Division: Virology-Immunology  
 Alternate Names: AIDS Test  
 HTLV3  
 Human Immunodeficiency Virus  
 LIS Mnemonic: HIV

---

### HLA-A see HLA Typing Autoimmune

Division: Hematopathology – Histocompatibility (HLA)

---

### HLA Antibody Testing

Tube/Specimen: 1 x 6 mL Serum Tube (Plain Red top or aliquoted)  
 Division: Hematopathology – Histocompatibility (HLA)  
 Requisition: CD0004  
 Instructions: Complete recipient clinical history in the section provided on the requisition (Multi-Organ Transplant-Recipient Clinical History)  
 Shipping: Transport blood specimens at room temperature and protect from freezing. Specimens should arrive in the HLA laboratory within 96 hours of collection. Frozen serum specimens should be packed with sufficient dry ice/ice packs to arrive frozen. Specimens arriving after 3 pm on Friday will be processed the next business day.  
 Notes: Specimens and requisitions **must** be clearly labeled with 2 unique identifiers that can be matched (Full name and HCN or Medical Record Number)  
 Phlebotomist **must** positively identify the patient, sign the requisition in the box provided, and include the date and time of collection. Specimens may not be accepted if the patient information, phlebotomist information and date and time of collection are incomplete.  
 Alternate Names: Cytotoxic Antibodies  
 PRA

---

### HLA-B see HLA Typing Autoimmune

Division: Hematopathology – Histocompatibility (HLA)

---

### HLA-B27 see HLA Typing Autoimmune

Division: Hematopathology - Histocompatibility (HLA)

---

### HLA-B5701 see HLA Typing Autoimmune

Division: Hematopathology - Histocompatibility (HLA)

## PLM Laboratory Test Catalogue

### HLA-C see HLA Typing Autoimmune

Division: Hematopathology - Histocompatibility (HLA)

---

#### HLA Crossmatch – Recipient

Tube/Specimen: 4 x 6 mL ACD (Solution B) tubes (Yellow top) and 1 x 6 mL serum (Red top or aliquot)

Requisition: CD0004

Division: Hematopathology – Histocompatibility (HLA)

Instructions: By appointment only. Samples must be received in the HLA laboratory by 0900 on the scheduled crossmatch date. Samples received after 0900 may not be processed.  
Complete recipient information in the section provided on the requisition. (Multi-Organ Transplant – Recipient Clinical Information)  
**KPD or CTR:** Please indicate if recipient is part of the Kidney Paired Exchange or Canadian Transplant Registry by checking the box provided and indicating the patient’s registry number.

Shipping: Transport blood specimens at room temperature and protect from freezing. Specimens should arrive in the HLA laboratory within 72 hours of collection.

Notes: Specimens and requisitions **must** be clearly labeled with 2 unique identifiers that can be matched (Full name and HCN or Medical Record Number)  
**Phlebotomist must** positively identify the patient, sign the requisition in the box provided, and include the date and time of collection. Specimens may not be accepted if the patient information, phlebotomist information and date and time of collection are incomplete.

---

#### HLA Crossmatch - Living Donor

Tube/Specimen: 4 x 6 mL ACD (Solution B) tubes (Yellow top)

Requisition: CD0004

Division: Hematopathology - Histocompatibility (HLA)

Instructions: By appointment only. Samples must be received in the HLA laboratory by 0900 on the scheduled crossmatch date. Samples received after 0900 may not be processed.  
Complete live donor information in the section provided on the requisition (Multi-Organ Transplant-Live Donor)  
**Live Donor:** Please indicate if donor is part of the Kidney Paired Exchange or Canadian Transplant Registry by checking the box provided and indicating the patient’s registry number.

Shipping: Transport blood specimens at room temperature and protect from freezing. Specimens should arrive in the HLA laboratory within 72 hours of collection.

Notes: Specimens and requisitions **must** be clearly labeled with 2 unique identifiers that can be matched (Full name and HCN or Medical Record Number)  
**Phlebotomist must** positively identify the patient, sign the requisition in the box provided, and include the date and time of collection. Specimens may not be accepted if the patient information, phlebotomist information and date and time of collection are incomplete.

---

#### HLA Deceased Donor Typing and Crossmatch

Tube/Specimen: 8 x 6 mL ACD (Solution B) tubes (Yellow top)  
2 x 4 mL EDTA tubes (Lavender top)

Requisition: CD0004

Division: Hematopathology - Histocompatibility (HLA)

## PLM Laboratory Test Catalogue

**Shipping:** Transport blood specimens at room temperature and protect from freezing. Typing specimens (EDTA) should arrive in the HLA laboratory within 7 days of collection. Crossmatch samples (ACD) should arrive in the HLA laboratory within 72 hours of collection. Complete the Deceased Donor information in the section provided on the requisition (Multi-Organ Transplant – Donor Information)

**Notes:** Specimens and requisitions **must** be clearly labeled with 2 unique identifiers that can be matched (Full name and HCN or Medical Record Number)  
**Phlebotomist must** positively identify the patient, sign the requisition in the box provided, and include the date and time of collection. Specimens may not be accepted if the patient information, phlebotomist information and date and time of collection are incomplete.

### HLA DQ see HLA Typing Autoimmune

**Division:** Hematopathology - Histocompatibility (HLA)

### HLA DR see HLA Typing Autoimmune

**Division:** Hematopathology - Histocompatibility (HLA)

### HLA Typing-Autoimmune

**Tube/Specimen:** 2 x 4 mL EDTA tubes (Lavender top)

**Requisition:** CD0004

**Division:** Hematopathology - Histocompatibility (HLA)

**Instructions:** **HLA B27** testing is limited to requests from rheumatologists, ophthalmologists and orthopedics only.  
**HLA B5701** testing is limited to requests from the ID clinic only.

**Shipping:** Transport blood specimens at room temperature and protect from freezing. Specimens should arrive in the HLA laboratory within 7 days of collection. Specimens arriving after 3 pm on Friday will be processed the next business day.

**Notes:** Specimens and requisitions **must** be clearly labeled with 2 unique identifiers that can be matched (Full name and HCN or Medical Record Number)  
**Phlebotomist must** positively identify the patient and include the date and time of collection. Specimens may not be accepted if the patient information and date and time of collection are incomplete.

### HLA Typing- Bone Marrow Recipient and Donor (HLA-A, B, C, DR, DQ, DP)

**Tube/Specimen:** 2 x 4 mL EDTA tubes (Lavender top)  
 3 x 500 µL EDTA Microtainer tubes for pediatric patients under 1 year of age  
 2 x buccal swabs

**Requisition:** CD0004

**Division:** Hematopathology - Histocompatibility (HLA)

**Instructions:** **BMT Donor Typing**-Complete recipient information in the section provided on the requisition (Bone Marrow Transplant-Donor)

**Shipping:** Transport specimens at room temperature and protect from freezing. Specimens should arrive in the HLA laboratory within 7 days of collection. Specimens arriving after 3 pm on Friday will be processed the next business day.

**Notes:** Specimens and requisitions **must** be clearly labeled with 2 unique identifiers that can be matched (full name and HCN or Medical Record Number). For pediatric peripheral blood collections less than 4 mL, additional specimens may be requested by the laboratory if required. For difficult collections, or when clinically warranted, the laboratory may accept lower minimum specimen requirements. Contact the laboratory for further information.

## PLM Laboratory Test Catalogue

**Phlebotomist must** positively identify the patient, sign the requisition in the box provided, and include the date and time of collection. Specimens may not be accepted if the patient information, phlebotomist information and date and time of collection are incomplete.

### HLA Typing-Multi Organ Transplant Recipient and Donor (HLA-A, B, C, DR, DQ, DP)

Tube/Specimen: 2 x 4 mL EDTA tubes (Lavender top)  
3 x 500 µL EDTA Microtainer tubes for pediatric patients under 1 year of age

Requisition: CD0004

Division: Hematopathology - Histocompatibility (HLA)

Instructions: **Recipient Typing**-Complete recipient clinical history in the section provided on the requisition (Multi-Organ Transplant-Recipient Clinical History)  
**Donor Typing**-Complete donor information in the section provided on the requisition (Multi-Organ Transplant- Donor Information)  
**KPD or CTR:** Please indicate if recipient and donor belong to the Kidney Paired Exchange or Canadian Transplant Registry by checking the box provided and indicating the patient's registry number.

Shipping: Transport blood specimens at room temperature and protect from freezing. Specimens should arrive in the HLA laboratory within 7 days of collection. Specimens arriving after 3 pm on Friday will be processed the next business day.

Notes: Specimens and requisitions **must** be clearly labeled with 2 unique identifiers that can be matched (full name and HCN or Medical Record Number). For pediatric collections less than 4 mL, additional specimens may be requested by the laboratory if required. For difficult collections, or when clinically warranted, the laboratory may accept lower minimum specimen requirements. Contact the laboratory for further information.  
**Phlebotomist must** positively identify the patient, sign the requisition in the box provided, and include the date and time of collection. Specimens may not be accepted if the patient information, phlebotomist information and date and time of collection are incomplete.

### HLA Typing Tissue Bank Donor see HLA Typing-Multi Organ Transplant

Division: Hematopathology - Histocompatibility (HLA)

### HLA-H see Hemochromatosis

Division: Molecular Diagnostics

### HMBS see Acute Intermittent Porphyria gene mutation

Division: Molecular Diagnostics

### HMGCR Antibodies see Anti-HMGCR Antibodies

Referred Out: In-Common Laboratories

### Homocysteine

Tube/Specimen: Lavender topped EDTA tube. Patient should be fasting.

Referred Out: In-Common Laboratories

Instructions: **Note: Specimen must be spun and separated within 1 hour of collection!**  
Centrifuge, aliquot 2.0 mL plasma and **Freeze**.

Section: Management System\PLM\General\PLM Website\General\Test Catalogue\  
Doc#: 19453

Version: 160.0 Current  
Effective Date: 9/6/2023  
Page 128 of 234

The electronic copy that resides on the document control system is the valid document. Any paper document labeled **Uncontrolled** must be verified against the electronic version prior to use.

**Uncontrolled When Printed**



## PLM Laboratory Test Catalogue

Outside hospitals may be accessioned.  
Patient is preferred to be fasting but is not required.  
Send copy of requisition.

Stability: Once centrifuged is 1 day at room temperature, 2 days refrigerated, and more than 2 days frozen.

LIS Mnemonic: HOMO

---

### Homogentisic Acid see Organic Acid Analysis

Referred Out: IWK Metabolic Lab

---

### HPV DNA

Tube/Specimen: Cervical specimen collected in Preservcyt solution (thin prep)

Requisition: CD0432/CD0433

Division: Microbiology-Immunology

Comments: Testing restricted to Gynecology Oncology Clinic and Dr. Marshall (St. Martha's Hospital).

Shipping: Specimens stable for 3 months at room temperature

LIS Mnemonic: HPV

---

### HTLV 3 see HIV-1/HIV-2

Division: Virology-Immunology

---

### HTLV-1/HTLV-II Antibody

Tube/Specimen: Gold Stoppered 5.0 mL SST

Requisition: CD0002A/ CD0002B

Division: Virology-Immunology

LIS Mnemonic: HTLV

---

### Human Chorionic Gonadotropin see HCG (Quant), Plasma

Division: Clinical Chemistry - Core

---

### Human Growth Hormone

Tube/Specimen: Gold Stoppered 5.0 mL SST

Requisition: CD0002

Division: Clinical Chemistry - Core

Instructions: Patient must be fasting for 8 hours prior to collection.

**Section:** Management System\PLM\General\PLM Website\General\Test Catalogue\  
**Doc#:** 19453

**Version:** 160.0 Current  
**Effective Date:** 9/6/2023

Page 129 of 234

The electronic copy that resides on the document control system is the valid document. Any paper document labeled **Uncontrolled** must be verified against the electronic version prior to use.

**Uncontrolled When Printed**

## PLM Laboratory Test Catalogue

Centrifuge specimen within 90 minutes of collection; aliquot and freeze immediately.

Shipping: Freeze immediately and send 1.0 mL frozen serum.

Stability: Frozen: 60 days

Alternate Names: GH  
Growth Hormone  
HGH

LIS Mnemonic: GH

---

### Human Immunodeficiency Virus **see HIV-1/HIV-2**

Division: Virology-Immunology

---

### Human Leukocyte Antigen **see HLA Tissue Typing**

Division: Hematopathology – Histocompatibility (HLA)

---

### Human Leukocyte Antigen-H **see Hemochromatosis**

Division: Molecular Diagnostics

---

### Hydatid Disease – IHA (Echinococcosis)

Tube/Specimen: Gold Stoppered 5.0 mL SST

Requisition: QE 7125

Division: Microbiology-Immunology

Note: This test will be referred out by the laboratory.

---

### Hydroxybutyrate **see Beta Hydroxybutyrate**

Referred Out: In-Common Laboratories

---

### Hydroxymethylbilane Synthase Gene **see Acute Intermittent Porphyria gene mutation**

Division: Molecular Diagnostics

---

### Hypereosinophilic Syndrome

Tube/Specimen: Lavender topped EDTA tube (whole blood) or bone marrow sample.

Referred Out: Mayo Medical Laboratories

Instructions: Hematopathology Molecular lab will process sample.

LIS Mnemonic: Misc. Hematology Referred Out

**Section:** Management System\PLM\General\PLM Website\General\Test Catalogue\  
**Doc#:** 19453

**Version:** 160.0 Current

**Effective Date:** 9/6/2023

Page 130 of 234

The electronic copy that resides on the document control system is the valid document. Any paper document labeled **Uncontrolled** must be verified against the electronic version prior to use.

**Uncontrolled When Printed**

## PLM Laboratory Test Catalogue

---

### Hypermutation

see IGHV Somatic Hypermutation

Division: Molecular Diagnostics

---

### IDAT

see Type and Screen (ABO/Rh and Antibody Screen)

Division: Transfusion Medicine

---

### Idiopathic Thrombocytopenia Purpura (ITP) see Autoimmune Thrombocytopenia Purpura

Referred Out: McMaster University HSC

---

### IG gene rearrangement

see B-cell lymphoid clonality

Division: Molecular Diagnostics

---

### IG Heavy Chain

see B-cell lymphoid clonality

Division: Molecular Diagnostics

---

### IgA

see Immunoglobulins, (GAM)

Division: Clinical Chemistry – Core

---

### IgD

see Immunoglobulin D

Referred Out: In-Common Laboratories

---

### IgE

see Immunoglobulin E

Division: Clinical Chemistry - Core

---

### IGF-1

see Insulin Like Growth Factor

Division: Clinical Chemistry - Core

---

### IgG

see Immunoglobulins, (GAM)

Division: Clinical Chemistry - Core

---

### IgG 4 Subclass

Tube/Specimen: Gold topped SST tube.

Referred Out: In-Common Laboratories

**Section:** Management System\PLM\General\PLM Website\General\Test Catalogue\  
**Doc#:** 19453

**Version:** 160.0 Current

**Effective Date:** 9/6/2023

Page 131 of 234

The electronic copy that resides on the document control system is the valid document. Any paper document labeled **Uncontrolled** must be verified against the electronic version prior to use.

**Uncontrolled When Printed**

## PLM Laboratory Test Catalogue

Instructions: Centrifuge at room temperature.  
Aliquot 1.0 mL serum into plastic vial. **Freeze** at once.  
Send copy of requisition.

LIS Mnemonic: IgG 4

---

### IgG Subclasses (IgG 1, IgG 2, IgG 3, IgG 4)

Tube/Specimen: Gold topped SST tube.

Referred Out: In-Common Laboratories

Instructions: Centrifuge at room temperature.  
Aliquot 1.0 mL serum into plastic vial. **Freeze** at once.  
Send copy of requisition.

LIS Mnemonic: IgG Sub

---

### IgG/TCR Gene Rearrangement

Division: Molecular Diagnostics

Alternate Names: TCR Gene Rearrangement

---

### IGHV mutation status

see IGHV Somatic Hypermutation

Division: Molecular Diagnostics

---

### IGHV Somatic Hypermutation

Tube/Specimen: 4.0 mL EDTA Lavender stoppered tube  
Peripheral blood: 1 tube, minimum volume 1 mL. Stability – 14 days at 4°C.  
Bone marrow: 1 tube, minimum volume 1 mL. Stability – 14 days at 4°C.  
Tissue: Send in saline at 4°C, or frozen on dry ice. Stability – 12 hours in saline at 4°C, or 7 days frozen.  
DNA: Stability – 3 months at 4°C or frozen.

Requisition: CD0046 or CD2573

Division: Molecular Diagnostics

Instructions: Blood/bone marrow must be kept at 4°C, accompanied by requisition. Any specimen referred from outside of Nova Scotia Health Central Zone must also be accompanied by a printout of the CBC results, as it is important to know the white blood cell count prior to extracting the DNA.  
If multiple Molecular Diagnostics tests are ordered, only 2 tubes of peripheral blood or 1 tube of bone marrow are necessary.

Alternate Names: CLL hypermutation  
Somatic hypermutation  
Hypermutation  
SHM  
IGHV mutation status

LIS Mnemonic: 2LAVDNA

---

### IgM

see Immunoglobulins, (GAM)

Section: Management System\PLM\General\PLM Website\General\Test Catalogue\  
Doc#: 19453

Version: 160.0 Current

Effective Date: 9/6/2023

Page 132 of 234

The electronic copy that resides on the document control system is the valid document. Any paper document labeled **Uncontrolled** must be verified against the electronic version prior to use.

**Uncontrolled When Printed**

## PLM Laboratory Test Catalogue

Division: Clinical Chemistry - Core

---

### IGRA

Tube/Specimen: **IGRA are exclusively collected at the following blood collection sites: HI, VG, DGH and Bayer's Road. 1 mL of blood must be collected by venipuncture directly into each tube (set of 4 tubes – Nil, TB1, TB2 and Mitogen) by a trained phlebotomist. Do not collect tubes without a requisition. A copy of the requisition MUST accompany the blood. ONLY Clinic patients may be collected at the VG blood collection site. Inpatients must also have the requisition filled out before collection and copy sent with the blood.**  
Collection must take place Monday to Thursday (excluding holidays) between 0700 and 1700.  
If patient presents after 1700 hours Monday – Thursday or Friday – Sunday notify Microbiology lab at 902-473-2120. Microbiology will assess ability to accept samples during these time periods and approve on a case by case basis.

Referred Out: St. John Regional Hospital

Instructions: Referral of samples for IGRA will be done by the Microbiology lab-3<sup>rd</sup> floor Mackenzie.  
Label the container with label as per SOP: PLM Collection of Blood for IGRA Quantiferon TBGold Doc #: 13702  
**Do not refrigerate.**  
Send as Category B specimen.

LIS Mnemonic: M IGRA

---

### Imipramine Level

Tube/Specimen: Plain red topped tube.

Referred Out: In-Common Laboratories

Instructions: Centrifuge at room temperature.  
Aliquot serum into plastic vial. **Freeze.**  
Do not accession for non-Nova Scotia Health *Central Zone* Hospitals  
Send copy of requisition.

Note: Royal Blue Trace Element SERUM tubes (BD#368380) and lavender topped EDTA (plasma) tubes are acceptable.  
Must indicate specimen type on aliquot tube (serum or plasma).

LIS Mnemonic: IMIP

---

### Immune Mediated Necrotizing Myopathy **see Anti-HMGCR** And Statin Related Myopathy

Referred Out: In-Common Laboratories

---

### Immunodeficiency Testing

Tube/Specimen: Dark green stoppered 7.0 mL Lithium Heparin

Requisition: CD0002C

Division: Hematopathology-Flow Cytometry

Instructions: Specimens should arrive in the Flow Cytometry lab on the same day of collection, however, must arrive within 24 hours of collection and no later than 14:00 on Fridays (or the day before a holiday).  
The requisition must accompany the specimen to the Flow laboratory.

Section: Management System\PLM\General\PLM Website\General\Test Catalogue\  
Doc#: 19453

Version: 160.0 Current  
Effective Date: 9/6/2023  
Page 133 of 234

The electronic copy that resides on the document control system is the valid document. Any paper document labeled **Uncontrolled** must be verified against the electronic version prior to use.

**Uncontrolled When Printed**

## PLM Laboratory Test Catalogue

Shipping: Maintain specimen at room temperature.

LIS Mnemonic: CELL SM

---

### Immunofibrinogen (Antigen)

Tube/Specimen: 4.5 mL light blue topped Sodium Citrate tube.

Referred Out: Hamilton General Hospital

Instructions: Send to Hematopathology Coagulation lab for processing.

LIS Mnemonic: Miscellaneous Hematology

---

### Immunoglobulin D

Tube/Specimen: Gold topped SST tube.

Referred Out: In-Common Laboratories

Instructions: Centrifuge at room temperature.  
Aliquot 1.0 mL of serum into plastic vial. **Freeze** at once.  
Send copy of requisition.

LIS Mnemonic: IGD

---

### Immunoglobulin E

Tube/Specimen: Gold Stoppered 5.0 mL SST

Requisition: CD0002

Division: Clinical Chemistry - Core

Shipping: Centrifuge and aliquot within 5 hours of collection.

Stability: 8 hours at room temperature, 3 days at 2 to 8°C and 6 months frozen at -20°C.

LIS Mnemonic: IGE

---

### Immunoglobulins (GAM), Serum

Tube/Specimen: Gold Stoppered 5.0 mL SST

Requisition: CD0002

Division: Clinical Chemistry - Core

Instructions: Separate serum within 5 hours of collection. Serum stable for 4 months at 2 to 8°C. Freeze and send frozen serum, if longer.

Alternate Names: Gamma Globulins

LIS Mnemonic: IMM

---

### Immunoglobulins, Heavy

see Immunoglobulins (GAM)

Section: Management System\PLM\General\PLM Website\General\Test Catalogue\  
Doc#: 19453

Version: 160.0 Current

Effective Date: 9/6/2023

Page 134 of 234

The electronic copy that resides on the document control system is the valid document. Any paper document labeled **Uncontrolled** must be verified against the electronic version prior to use.

**Uncontrolled When Printed**

## PLM Laboratory Test Catalogue

Division: Clinical Chemistry - Core

### Immunoglobulins, Free Light Chain

Tube/Specimen: Gold Stoppered 5.0 mL SST

Requisition: CD0002

Division: Clinical Chemistry - Immunology

Shipping: Separate serum and freeze. Send frozen serum on dry ice. Send as a separate aliquot with no other testing ordered.

### Indirect Antiglobulin Test see Type and Screen (ABO/Rh and Antibody Screen)

Division: Transfusion Medicine

### Indirect Bilirubin see Bilirubin Indirect, Plasma

Division: Clinical Chemistry - Core

### Infectious Mononucleosis see Epstein-Barr Virus

Division: Microbiology-Immunology

### Inhibitor (Non Specific) see Lupus Anticoagulant Screen

Division: Hematopathology - Coagulation

### Inhibitor (Specific) see Factor VIII C Inhibitor

Division: Hematopathology - Coagulation

### Inorganic Phosphorous see Phosphorous, Plasma

Division: Clinical Chemistry - Core

### INR (PT)

Tube/Specimen: Light Blue Stoppered 2.7 mL buffered NA (sodium) citrate, must be a full draw

Requisition: CD0002

Division: Hematopathology – Coagulation

Alternate Names: Prothrombin Time

### Insulin

**Section:** Management System\PLM\General\PLM Website\General\Test Catalogue\  
**Doc#:** 19453

**Version:** 160.0 Current  
**Effective Date:** 9/6/2023  
Page 135 of 234

The electronic copy that resides on the document control system is the valid document. Any paper document labeled **Uncontrolled** must be verified against the electronic version prior to use.

**Uncontrolled When Printed**

## PLM Laboratory Test Catalogue

Tube/Specimen: Gold Stoppered 5.0 mL SST  
 Requisition: CD0002  
 Division: Clinical Chemistry - Core  
 Instructions: Patient should be fasting 8 hours prior to collection.  
 Deliver specimen to lab within 60 minutes of collection. Separate serum from gel separator within 90 minutes of collection.  
 Shipping: Separate serum from gel separator within 90 minutes of collection. Freeze and send frozen serum.  
 Stability: Separated serum: 5 days at 2 to 8°C and 14 days at -20°C  
 LIS Mnemonic: INS

### Insulin Antibodies

Tube/Specimen: Gold topped SST tube.  
 Referred Out: In-Common Laboratories  
 Instructions: Centrifuge at room temperature.  
 Aliquot 2.0 mL of serum into plastic vial. **Freeze** at once.  
 Send copy of requisition.  
 LIS Mnemonic: Insulin Ab

### Insulin like Growth Factor-1

Tube/Specimen: Gold Stoppered 5.0 mL SST  
 Requisition: CD0002  
 Division: Clinical Chemistry – Core  
 Instructions: Specimen must be centrifuged within 90 minutes.  
 Shipping: Separate serum and freeze immediately.  
 Stability: Frozen: 6 months  
 Alternate Names: IGF-1  
 Somatomedin-C  
 LIS Mnemonic: IGF-1

### Intact PTH

see Parathyroid Hormone Intact

Division: Clinical Chemistry - Core

### Intercellular Skin Ab

see Anti-Pemphigus Antibodies

Division: Immunopathology

### Interferon-beta Neutralizing Antibodies

Section: Management System\PLM\General\PLM Website\General\Test Catalogue\  
 Doc#: 19453

Version: 160.0 Current

Effective Date: 9/6/2023

Page 136 of 234

The electronic copy that resides on the document control system is the valid document. Any paper document labeled **Uncontrolled** must be verified against the electronic version prior to use.

**Uncontrolled When Printed**



## PLM Laboratory Test Catalogue

Tube/Specimen: Gold topped SST tube.

Referred Out: In-Common Laboratories

Instructions: Centrifuge at room temperature.  
Aliquot 1.0 mL of serum. **Freeze.**  
Do not accession for non-Nova Scotia Health *Central Zone* Hospitals  
Send copy of requisition.

LIS Mnemonic: NABS

### Interleukin 2 Receptor Alpha Chain (CD25)

Tube/Specimen: Gold Stoppered 5.0 mL SST

Referred Out: In-Common Laboratories

Instructions: Centrifuge at room temperature.  
Aliquot 1.0 mL of serum. **Freeze** at once.  
Do not accession for non-Nova Scotia Health *Central Zone* Hospitals  
Send copy of requisition.

Stability: Room temperature unacceptable. Refrigerated 24 hours. Frozen 30 days.

Alternate Names: Soluble CD25  
Soluble IL-2 receptor alpha chain  
sIL-2R alpha  
sIL-2Ra

LIS Mnemonic: IL2R

### Interleukin 6 Vitreous Fluid

Tube/Specimen: 1.0 mL Vitreous Fluid collected into sterile container.

Referred Out: In-Common Laboratories

Instructions: Freeze within 30 minutes of collection.  
Do not accession for non-Nova Scotia Health *Central Zone* Hospitals  
Send copy of requisition.

Stability: Room temperature 30 minutes. Refrigerated unacceptable. Frozen 30 days.

LIS Mnemonic: IL6FL

### Interleukin 10 Vitreous Fluid

Tube/Specimen: 1.0 mL Vitreous Fluid collected into sterile container.

Referred Out: In-Common Laboratories

Instructions: Freeze within 30 minutes of collection.  
Do not accession for non-Nova Scotia Health *Central Zone* Hospitals  
Send copy of requisition.

Stability: Frozen 1 year at -70°C .

**Section:** Management System\PLM\General\PLM Website\General\Test Catalogue\  
**Doc#:** 19453

**Version:** 160.0 Current  
**Effective Date:** 9/6/2023  
Page 137 of 234

The electronic copy that resides on the document control system is the valid document. Any paper document labeled **Uncontrolled** must be verified against the electronic version prior to use.

**Uncontrolled When Printed**

LIS Mnemonic: IL10FL

---

### Intrinsic Factor Antibodies

Tube/Specimen: Gold topped SST tube.  
Referred Out: In-Common Laboratories  
Instructions: Centrifuge at room temperature.  
Aliquot 3.0 mL of serum into plastic vial. **Freeze** at once.  
Send copy of requisition.  
LIS Mnemonic: Intrins

---

### INV 16 see Inversion 16

Division: Molecular Diagnostics

---

### Inversion 16

Tube/Specimen: 4.0 mL EDTA Lavender stoppered tube(s)  
Peripheral blood: Preferably 2 tubes, minimum volume 1 mL. Stability – 14 days at 4°C.  
Bone marrow: 1 tube, minimum volume 1 mL. Stability – 14 days at 4°C.  
Tissue: Send in saline at 4°C, or frozen on dry ice. Stability – 12 hours in saline at 4°C, or 7 days frozen.  
RNA: Stability – 3 months frozen.  
Requisition: CD0046 or CD2573  
Division: Molecular Diagnostics  
Instructions: Blood/bone marrow must be kept at 4°C, accompanied by requisition.  
If multiple Molecular Diagnostics tests are ordered, only 2 tubes of peripheral blood or 1 tube of bone marrow are necessary.  
Alternate Names: INV 16  
CBF beta-MYH11 gene fusion  
LIS Mnemonic: 2LAVDNA

---

### Iodine Plasma

Tube/Specimen: 6.0 mL Royal Blue Trace Element K2 EDTA tube (BD368381).  
Referred Out: In-Common Laboratories  
Instructions: **Centrifuge ASAP!** Testing cannot be performed on whole blood.  
Aliquot plasma into plastic transfer vial. Keep refrigerated.  
Do not accession for non-Nova Scotia Health *Central Zone* Hospitals  
Send copy of requisition.  
LIS Mnemonic: Iodine P

---

### Ionized Calcium, Plasma

Section: Management System\PLM\General\PLM Website\General\Test Catalogue\  
Doc#: 19453

Version: 160.0 Current  
Effective Date: 9/6/2023  
Page 138 of 234

The electronic copy that resides on the document control system is the valid document. Any paper document labeled **Uncontrolled** must be verified against the electronic version prior to use.

**Uncontrolled When Printed**

## PLM Laboratory Test Catalogue

Tube/Specimen: Light Green Stoppered 5.0 mL PST lithium heparin tube, **must be a full draw**.  
**Place on ice immediately after collection.**  
Transport sample to the lab **immediately**.

Requisition: CD0021

Division: Clinical Chemistry – Core

Instructions: Ideally no tourniquet should be used. Patient should not be allowed to exercise the forearm or pump fist.  
Samples should be placed on ice immediately after collection and must be centrifuged within 2 hours of collection.  
Post-spun specimens should be kept cold and **unopened** before analysis.  
If sample cannot be analyzed immediately, it can be stored **unopened** at 2 to 8°C up to 3 days.

Shipping: Transport spun samples on cold pack optimally within 24 hours of centrifugation. Do not use dry ice. Do not freeze.  
Unspun samples must be received in lab on ice within 2 hours of collection.

Alternate Names: Calcium Lvl Ionized

LIS Mnemonic: ICA

---

### Iron, Plasma

Tube/Specimen: Light Green 4.5 mL Lithium heparin and gel for plasma separation

Requisition: CD0002

Division: Clinical Chemistry - Core

Alternate Names: Fe  
Iron Binding  
Total Iron Binding Capacity

LIS Mnemonic: IRON/TIBC

---

### Iron Binding Capacity, Plasma see Iron, Plasma

Division: Clinical Chemistry - Core

---

### Iron Level Liver RO

Tube/Specimen: Sample may be sent cold in paraffin block, formaldehyde or other preservative. Unpreserved specimens should be stored and sent frozen.

Referred Out: In-Common Laboratories

Instructions: Send copy of requisition.

LIS Mnemonic: FE LIVER

---

### Islet Cell Antibody see Anti-Pancreatic Islet Cell Antibody

Division: Immunopathology

---

### Islet Transplant Program see PRA/LAS

## PLM Laboratory Test Catalogue

Referred Out: University of Alberta

---

### Isoelectric Focusing (IEF)

Tube/Specimen: 4.5 mL Lavender topped EDTA tube.

Referred Out: IWK Hematology Lab

Instructions: Send to Hematopathology Coagulation lab for processing.

LIS Mnemonic: Miscellaneous Hematology

---

### Isoenzyme, Alkaline Phosphatase see Alkaline Phosphatase: Isoenzyme

Referred Out: In-Common Laboratories

---

### Isohemagglutinin Titre see ABO Antibody Titre

Division: Transfusion Medicine

---

### Isopropanol see Isopropyl Alcohol, Qualitative

Division: Clinical Chemistry - Toxicology

---

### Isopropyl Alcohol, Qualitative

Tube/Specimen: Plain Red Tube 6 or 10 mL

Requisition: CD0002

Division: Clinical Chemistry - Toxicology

Instructions: Use non-alcoholic solutions such as peroxidase, saline or warm water to clean venipuncture site. Do not use alcohol preparations.

Alternate Names: Isopropanol

LIS Mnemonic: METHANOL  
FORMIC ACID  
ISOPROPANOL QUANTITATION

---

### IWK Clinical Genomics

Tube/Specimen: As per requisition

Referred Out: IWK Clinical Genomics

Instructions: Do not accession.  
Keep sample at room temperature.

---

### IWK Cytogenetics Testing

**Section:** Management System\PLM\General\PLM Website\General\Test Catalogue\  
**Doc#:** 19453

**Version:** 160.0 Current  
**Effective Date:** 9/6/2023  
Page 140 of 234

The electronic copy that resides on the document control system is the valid document. Any paper document labeled **Uncontrolled** must be verified against the electronic version prior to use.

**Uncontrolled When Printed**

## PLM Laboratory Test Catalogue

Tube/Specimen: As per requisition  
 Referred Out: IWK Cytogenetics Lab  
 Instructions: Do not accession.  
 Keep sample at room temperature.

### IWK Molecular Testing

Tube/Specimen: As per requisition  
 Referred Out: IWK Molecular Lab  
 Instructions: Do not accession.  
 Keep samples at room temperature.

### JAK2 (v6 7f) see Jak2 gene mutation

Division: Molecular Diagnostics

### JAK2 exon 12 see Next Generation Sequencing - Myeloid panel

Division: Molecular Diagnostics

### Jak2 gene mutation

Tube/Specimen: Lavender Stoppered 4.0 mL EDTA  
 Peripheral blood: 1 tube, minimum volume 1 mL. Stability – 14 days at 4°C.  
 Bone marrow: 1 tube, minimum volume 1 mL. Stability – 14 days at 4°C.  
 Tissue: Send in saline at 4°C, or frozen on dry ice. Stability – 12 hours in saline at 4°C, or 7 days frozen. Alternatively, send fixed tissue in paraffin block.  
 DNA: Stability – 3 months at 4°C or frozen.

Requisition: CD0046 or CD2573

Division: Molecular Diagnostics

Instructions: Blood/bone marrow must be kept at 4°C, accompanied by requisition.  
 Any specimen referred from outside of Nova Scotia Health-Central Zone must also be accompanied by a printout of the CBC results, as it is important to know the white blood cell count prior to extracting the DNA.  
 If multiple Molecular Diagnostics tests are ordered, only 2 tubes of peripheral blood or 1 tube of bone marrow are necessary.

Alternate Names: Polycythemia vera  
 Thrombocytopenia  
 JAK2 (v6 7f)

LIS Mnemonic: 2LAVDNA

### Jo-1 see Anti-nuclear antibody

Division: Immunopathology

### Joint Fluid see Synovial Analysis

Section: Management System\PLM\General\PLM Website\General\Test Catalogue\  
 Doc#: 19453

Version: 160.0 Current  
 Effective Date: 9/6/2023  
 Page 141 of 234

The electronic copy that resides on the document control system is the valid document. Any paper document labeled **Uncontrolled** must be verified against the electronic version prior to use.

**Uncontrolled When Printed**

## PLM Laboratory Test Catalogue

Division: Hematopathology - Core

---

**K+** see **Electrolytes (Na, K), Plasma**

Division: Clinical Chemistry - Core

---

**Keppra** see **Levetiracetam**

Referred Out: In-Common Laboratories

---

**Kidney Function Tests** see **Creatinine, Plasma; Urea, Plasma; Albumin, Plasma or Uric Acid, Plasma**

Division: Clinical Chemistry - Core

---

**Kininogen** see **Fitzgerald Factor**

Referred Out: Hamilton General Hospital

---

**KIT Asp816Val** see **Next Generation Sequencing-Myeloid Panel**

Division: Molecular Diagnostics

---

### **Kleihauer-Betke**

Tube/Specimen: Lavender topped EDTA tube. **Not performed on Males.**

Referred Out: IWK Hematology Lab

Instructions: Keep whole blood refrigerated.  
**Do Not Centrifuge.**

Note: If specimens are from a non-Nova Scotia Health *Central Zone* Hospital; Do not accession and send directly to the IWK Hematology Lab.

LIS Mnemonics: Kleih

---

**KRAS** see **Next Generation Sequencing – Solid Tumor panel**

Division: Molecular Diagnostics

---

**LA** see **Extractable-Nuclear Antibodies**

Division: Immunopathology

---

**Lactate Dehydrogenase** see **LD, Serum**

Division: Clinical Chemistry – Core

**Section:** Management System\PLM\General\PLM Website\General\Test Catalogue\  
**Doc#:** 19453

**Version:** 160.0 Current  
**Effective Date:** 9/6/2023

Page 142 of 234

The electronic copy that resides on the document control system is the valid document. Any paper document labeled **Uncontrolled** must be verified against the electronic version prior to use.

**Uncontrolled When Printed**

## PLM Laboratory Test Catalogue

---

### Lactate, Plasma

Tube/Specimen: Grey topped Sodium Fluoride tube, completely filled and kept on ice.

Requisition: CD0002

Division: Clinical Chemistry - Core

Comments: Ensure sample is well mixed; invert minimum 8 times.  
Label tube with patient information with waterproof ink, immerse in a slurry of ice and water and deliver to Processing area within 30 minutes.

Shipping: Separate plasma immediately and no longer than 60 minutes from collection.  
Plasma aliquot is stable for 8 hours at 15 to 25°C or 14 days at 4 to 8°C.

Alternate Names: Lactic Acid

LIS Mnemonic: VLACT

---

### Lactate, Spinal Fluid (CSF)

Tube/Specimen: Sterile plastic screw-top tubes; send immediately to laboratory receiving area within 30 minutes of collection.

Requisition: QE 7850\_12\_05

Division: Clinical Chemistry - Core

Comments: Specimen volume required: 0.5 mL; 0.1 mL for pediatric population.

Shipping/Referral: Centrifuge promptly and freeze supernatant; sample is stable for 24 hours refrigerated and 2 months frozen.

Alternate Names: Lactic Acid

LIS Mnemonic: CSF Lact Lvl

---

### Lactic Acid

see Lactate, Plasma and Lactate, Spinal Fluid (CSF)

Division: Clinical Chemistry - Core

---

### Lactic Dehydrogenase

see LD, Serum

Division: Clinical Chemistry - Core

---

### Lactose Tolerance, Plasma

Tube/Specimen: Light Green 4.5 mL Lithium heparin and gel for plasma separation

Requisition: CD0002

Division: Clinical Chemistry - Core

Instructions: Collect bloods at 30, 60, 90, 120 and 180 minutes after patient has finished lactose drink.  
Specimens must be labeled with collection times.

Comments: **Patient Preparation:**

**Section:** Management System\PLM\General\PLM Website\General\Test Catalogue\  
**Doc#:** 19453

**Version:** 160.0 Current  
**Effective Date:** 9/6/2023  
Page 143 of 234

The electronic copy that resides on the document control system is the valid document. Any paper document labeled **Uncontrolled** must be verified against the electronic version prior to use.

**Uncontrolled When Printed**

## PLM Laboratory Test Catalogue

Note: This test is not offered to patients who are <16 years of age.  
All Outpatient requests must be booked in advance at one of the following blood collection sites:  
HI Blood Collection: 902-473-2452  
DGH Blood Collection: 902-465-8305  
HCH Blood Collection: 902-792-2037  
Fasting and post dosage specimens are required. If glucose result on fasting specimen is >11.0 mmol/L the test will not be continued.  
Patients must be fasting 8 hours.

Alternate Names: LTT  
LIS Mnemonic: LTT3  
3HR LTT

---

### Lamictal see Lamotrigine

Division: Clinical Chemistry - Toxicology

---

### Lamotrigine

Tube/Specimen: Plain Red Tube 6 or 10 mL  
Requisition: CD0002  
Division: Clinical Chemistry - Toxicology  
Instructions: These determinations can be done on micro samples. Send at least 0.2 mL of serum.  
Blood should be collected just prior to the next dose (trough collection).  
Specimens should not be collected until the blood concentration is at steady state (3-4 half-lives).  
Alternate Names: Lamictal  
LIS Mnemonic: LAMOT

---

### Latex Fixation see Rheumatoid Factor

Division: Clinical Chemistry - Core

---

### LAV see HIV-1/HIV-2

Division: Virology-Immunology

---

### LCMV (Lymphocytic Choriomeningitis Virus)

Tube/Specimen: Gold Stoppered 5.0 mL SST tube  
Requisition: CD0002A/CD0002B  
Division: Microbiology-Immunology  
Instructions: Clinical data should be indicated on the requisition.  
Note: This test will be referred out by the laboratory.  
LIS Mnemonic: RO ROSER



---

### LD, Fluids

Tube/Specimen: Miscellaneous Body Fluid: 10.0 mL Body Fluid in sterile plastic screw top tubes  
Requisition: CD0002  
Division: Clinical Chemistry - Core  
Shipping: If sending specimen from outside QEII HSC, transport at room temperature.  
Alternate Names: Lactate Dehydrogenase  
LDH  
LIS Mnemonic: BF LD

---

### LD, Serum

Tube/Specimen: Gold Stoppered 5.0 mL SST  
Requisition: CD0002  
Division: Clinical Chemistry - Core  
Instructions: **Requests for testing will only be processed if clinical details are provided in brackets next to the LD request. The term 'Do not cancel' will not be accepted.**  
Alternate Names: Lactate Dehydrogenase  
LDH  
LIS Mnemonic: LD

---

### LDH

see LD, Serum

Division: Clinical Chemistry - Core

---

### LDL-Cholesterol, Plasma

Tube/Specimen: Light Green 4.5 mL Lithium heparin and gel for plasma separation  
Requisition: CD0002  
Division: Clinical Chemistry - Core  
Instructions: Patient fasting is at the discretion of the ordering physician and must be indicated on the requisition.  
Alternate Names: Cholesterol, LDL  
Low Density Lipoprotein Cholesterol  
LIS Mnemonic: LDL D

---

### LEAD, Whole Blood

Tube/Specimen: Royal Blue Trace Element K2 EDTA tube (BD368381).  
Referred Out: In-Common Laboratories

**Section:** Management System\PLM\General\PLM Website\General\Test Catalogue\  
**Doc#:** 19453

**Version:** 160.0 Current  
**Effective Date:** 9/6/2023  
Page 145 of 234

The electronic copy that resides on the document control system is the valid document. Any paper document labeled **Uncontrolled** must be verified against the electronic version prior to use.

**Uncontrolled When Printed**

## PLM Laboratory Test Catalogue

Instructions: **Do Not Centrifuge!**  
Ship refrigerated. **Do not freeze.**  
Do not accession for non-Nova Scotia Health *Central Zone* Hospitals  
Send copy of requisition.

Stability: 20 days at room temperature and 15 months at 2 to 8° C or frozen.

LIS Mnemonic: Lead only  
Lead Level RO

---

### Legionella

Tube/Specimen: Urine collected in dry sterile container

Requisition: CD0432/CD0433

Division: Virology-Immunology

Note: Ship at room temperature up to 24 hours or 2 to 8°C within 14 days

LIS Mnemonic: I LEGAG

---

### Leishmaniasis – IFA

Tube/Specimen: Gold Stoppered 5.0 mL SST

Requisition: QE 7125

Division: Virology-Immunology

Instructions: Clinical data should be indicated on the requisition.

Note: This test will be referred out by the laboratory.

LIS Mnemonic: RO LEISH

---

### Leptospirosis PCR

Tube/Specimen: Sterile urine container, no preservative/Urine

Requisition: CD0002A/CD0002B

Division: Virology-Immunology

Instructions: Clinical data should be indicated on the requisition.

LIS Mnemonic: RO ROSER

---

### Leptospirosis Serology

Tube/Specimen: Gold Stoppered 5.0 mL SST

Requisition: CD0002A/CD0002B

Division: Virology-Immunology

**Section:** Management System\PLM\General\PLM Website\General\Test Catalogue\  
**Doc#:** 19453

**Version:** 160.0 Current  
**Effective Date:** 9/6/2023  
Page 146 of 234

The electronic copy that resides on the document control system is the valid document. Any paper document labeled **Uncontrolled** must be verified against the electronic version prior to use.

**Uncontrolled When Printed**

## PLM Laboratory Test Catalogue

Instructions: Clinical data should be indicated on the requisition.

LIS Mnemonic: RO ROSER

### Leukemia and Lymphoma Screening – Bone Marrow

Tube/Specimen: Dark green stoppered 7.0 mL Lithium Heparin

Requisition: CD0046

Division: Hematopathology-Bone Marrow

Instructions: Specimen to be collected at the same time as Bone Marrow Aspiration.  
Specimens should arrive in the Flow Cytometry lab on the same day of collection, however, must arrive within 24 hours of collection and no later than 14:00 on Fridays (or the day before a holiday).  
Maintain specimen at room temperature.  
The requisition must accompany the specimen to the Flow laboratory.

Shipping: An unstained bone marrow slide, peripheral blood slide, patient diagnosis and a copy of the CBC results with differential and requisition must accompany all specimens collected outside the QEII VG site.  
**Note:** For specimens collected outside of the QEII VG site please notify the Flow Cytometry laboratory (902-473-5549) in advance when requesting this test. Provide patient name, health card number and referral hospital contact information.

LIS Mnemonic: CELL SM

### Leukemia and Lymphoma Screening – Lymph node, Tissue (including Fine Needle Aspirates), CSF and Body Fluids

Please note that these instructions refer only to the portion of the specimen that is being processed for cell surface marker analysis / flow cytometry testing; if the specimens need to be sent for histological, cytopathology, molecular or other specialized testing please ensure that proper collection procedures are followed as well for those tests. These instructions do not provide information on how to best partition the specimen for the different tests.

Tube/Specimen: Lymph Node/Tissue:  
The portion of the lymph node or tissue specimen that is being submitted for cell surface marker / flow cytometry analysis is to be collected and immediately placed in RPMI 1640 medium.

CSF:

Cerebrospinal fluid (CSF) specimens with a low number of cells can be collected without RPMI but need to be received by the Flow Cytometry Laboratory within 30 minutes after collection for adequate processing; if there is an expected delay in transport RPMI solution should be added.

Fluids:

Other body fluids including pleural and peritoneal fluids require the addition of RPMI only if the specimen is not being sent immediately to the laboratory.

**Note:** The time of collection and the time the RPMI solution is added should be indicated on the requisition. The amount of specimen and the amount of RPMI added to the fluid must be indicated on the requisition form. The requisition must accompany the specimen to the Flow laboratory.

Requisition: CD0002C

Division: Hematopathology-Flow Cytometry

Instructions: Specimens collected at the QEII VG site are to be delivered by STAT porter immediately after collection directly to the Flow Cytometry laboratory (Room 216 Mackenzie Building). Please call the Flow Cytometry lab (902-473-5549) as well to notify that a specimen is on the way. Specimens should be received within 30 minutes or less after collection and in the laboratory no later than 14:00 to ensure processing/optimal results. For urgent specimens collected after hours and on the weekend please contact the “Lymph Node Pathologist On-Call” through the operator / locating to facilitate the processing of the specimen.

Specimens collected outside the QEII VG Site must be delivered to the lab as soon as possible to ensure optimal testing. Specimens should arrive no later than 24 hours after collection and be received in the laboratory no later than 14:00. The requisition and slides should

## PLM Laboratory Test Catalogue

accompany the specimen and the tissue type indicated on the requisition. A copy of the CBC results and differential should be sent if available.

**Note:** Please notify Flow Cytometry Laboratory (902-473-5549) in advance when requesting this test. Provide patient name, health card number and referral hospital contact information.

Shipping: Specimens from outside hospitals may be shipped at room temperature. If the specimen is not shipped on the same day of collection it should be refrigerated at 2 to 8° Celsius. Please note that the specimen should already be placed in RPMI solution.

LIS Mnemonic: CELL SM

### Leukemia and Lymphoma Screening – Peripheral Blood

Tube/Specimen: Dark green stoppered 7.0 mL Lithium Heparin and Lavender stoppered 4.0 mL EDTA for CBC and Auto Differential

Requisition: CD0002C

Division: Hematopathology-Flow Cytometry

Instructions: Specimens should arrive in the Flow Cytometry lab on the same day of collection, however, must arrive within 24 hours of collection and no later than 14:00 on Fridays (or the day before a holiday). The requisition must accompany the specimen to the Flow laboratory.

Shipping: Maintain specimen at room temperature.  
An unstained peripheral blood slide, copy of the CBC results with differential, patient diagnosis and requisition must accompany all specimens collected outside of the QEII VG site.  
**Note:** For specimens collected outside of the QEII VG site please notify the Flow Cytometry laboratory (902-473-5549) in advance when requesting this test. Provide patient name, health card number and referral hospital contact information.

LIS Mnemonic: CELL SM

### Levetiracetam

Tube/Specimen: Plain red topped tube collected prior to next dose.

Referred Out: In-Common Laboratories

Instructions: Centrifuge at room temperature.  
Aliquot at least 1.0 mL serum. **Freeze.**  
Do not accession for non-Nova Scotia Health *Central Zone* Hospitals  
Send copy of requisition.

LIS Mnemonic: LEVET

### LH

Tube/Specimen: Gold Stoppered 5.0 mL SST

Requisition: CD0002

Division: Clinical Chemistry – Core

Shipping: Separate serum within 5 hours of collection. Serum stable for 7 days at 2 to 8°C. Freeze and send frozen serum, if longer.

Alternate Names: Luteinizing Hormone  
Pituitary Gonadotropins

LIS Mnemonic: LH

## PLM Laboratory Test Catalogue

### Lipase, Plasma

Tube/Specimen: Light Green 4.5 mL Lithium heparin and gel for plasma separation  
 Requisition: CD0002  
 Division: Clinical Chemistry - Core  
 Shipping: If sending specimen from outside QEII HSC transport frozen plasma on dry ice.  
 LIS Mnemonic: LIPASE

### Lipid Profile see Cholesterol, Plasma

Division: Clinical Chemistry - Core

### Lipid Screen see Cholesterol, Plasma

Division: Clinical Chemistry - Core

### Lipid Testing see Cholesterol, Plasma

Division: Clinical Chemistry - Core

### Lipoprotein (a) (LP(a))

(Do not confuse with APO A1 or B)

Tube/Specimen: Gold topped SST tube.  
 Fasting is recommended by the testing site for best results, however not required.  
 Referred Out: In-Common Laboratories  
 Instructions: Centrifuge and aliquot 1.0 mL serum into plastic vial.  
 Do not accession for non-Nova Scotia Health *Central Zone* Hospitals  
 Send copy of requisition.  
 Stability: Room temperature 24 hours, refrigerated at 2 to 8°C for 7 days and frozen at -70°C for 6 months.  
 LIS Mnemonic: LPA

### Liquid biopsy see Circulating Tumor DNA

Division: Molecular Diagnostics

### Lithium

Tube/Specimen: Plain Red Tube 6 or 10 mL  
 Requisition: CD0002  
 Division: Clinical Chemistry - Core  
 LIS Mnemonic: LI

**Section:** Management System\PLM\General\PLM Website\General\Test Catalogue\  
**Doc#:** 19453

**Version:** 160.0 Current  
**Effective Date:** 9/6/2023  
 Page 149 of 234

The electronic copy that resides on the document control system is the valid document. Any paper document labeled **Uncontrolled** must be verified against the electronic version prior to use.

**Uncontrolled When Printed**

---

### Lithium, Whole Blood

(Do not confuse with Lithium, RBC-no longer available)  
(Ordering physician must specify)

Tube/Specimen: Royal Blue Trace Element K2 EDTA tube (BD368381).  
Referred Out: In-Common Laboratories  
Instructions: **Do Not Centrifuge!** Cannot be tested on plasma.  
Ship refrigerated. **Do not freeze.**  
Do not accession for non-Nova Scotia Health *Central Zone* Hospitals  
Send copy of requisition.  
LIS Mnemonic: LIWB

---

### Liver FE, Liver Iron

see Iron Level Liver RO

Referred Out: In-Common Laboratories

---

### Liver Kidney Microsomal Antibodies (LKM)

Tube/Specimen: Gold topped SST tube.  
Referred Out: In-Common Laboratories  
Instructions: Aliquot serum and **freeze.**  
Send copy of requisition.  
LIS Mnemonic: LKMAB

---

### Long Chain Fatty Acid

see Very Long Chain Fatty Acid

Referred Out: In-Common Laboratories

---

### Low Density Lipoprotein

see LDL-Cholesterol, Plasma

Division: Clinical Chemistry – Core

---

### LTT

see Lactose Tolerance, Plasma

Division: Clinical Chemistry - Core

---

### Ludiomil

see Maprotiline Level

Referred Out: In-Common Laboratories

---

### Lung Molecular Panel

see Next Generation Sequencing – Solid Tumor panel

Division: Molecular Diagnostics

---

**Lupus Anticoagulant Screen**

Tube/Specimen: Light Blue Stoppered 2.7 mL buffered sodium citrate x 2 tubes. Tubes must be a full draw.

Requisition: CD0002

Division: Hematopathology - Coagulation

Comments: Includes screening and confirmatory evaluations to detect Lupus Anticoagulants. This is not the same as an anticardiolipin antibody test, which is often referred to as antiphospholipid antibody as well.

Referrals: Send 3 frozen aliquots of 1.0 mL platelet-poor plasma (see Coagulation Testing under Specimen Handling Information) in polypropylene vials (12x75).

Alternate Names: Inhibitor (Non Specific)

---

**Luteinizing Hormone** **see LH**

Division: Clinical Chemistry - Core

---

**Lyme Antibodies**

Tube/Specimen: Gold Stoppered 5.0 mL SST

Requisition: CD0002A/CD0002B

Division: Virology-Immunology

Alternate Names: Anti Borrelia Antibodies  
Borrelia Antibodies  
Borrelia – Lyme

LIS Mnemonic: LYME

---

**Lymphoma Protocol** **see B-cell lymphoid clonality**

Division: Molecular Diagnostics

---

**Lymphoma Protocol** **see T-cell lymphoid clonality**

Division: Molecular Diagnostics

---

**Lysosomal Acid Lipase Activity**

Tube/Specimen: One 4.0 mL Lavender topped EDTA tube. Whole Blood – **Do Not Centrifuge**.

Referred Out: In-Common Laboratories

Instructions: Send to VG CSA; will be frozen upon arrival.  
Do not accession for non-Nova Scotia Health *Central Zone* Hospitals  
Send copy of requisition.

LIS Mnemonic: LALAB

## PLM Laboratory Test Catalogue

---

**Lytes** **see Electrolytes (Na, K), Plasma**

Division: Clinical Chemistry - Core

---

**Lytes, Stool** **see Fecal Electrolytes**

Referred Out: In-Common Laboratories

---

**Macroprolactin**

Tube/Specimen: One gold topped SST tube

Referred Out: In-Common Laboratories

Instructions: Centrifuge at room temperature and aliquot serum into two separate aliquots of at least 1.0 mL each. **Freeze!**  
Do not accession for non-Nova Scotia Health *Central Zone* Hospitals  
Send copy of requisition.

LIS Mnemonic: MACPROL

---

**MAG** **see Myelin Associated Glycoprotein Antibody**

Referred Out: In-Common Laboratories

---

**Magnesium, Plasma**

Tube/Specimen: Light Green 4.5 mL Lithium heparin and gel for plasma separation

Requisition: CD0002

Division: Clinical Chemistry – Core

LIS Mnemonic: MG

---

**Magnesium, Random Urine or 24-Hour Urine**

Tube/Specimen: Random collection using a mid-stream technique to eliminate bacterial contamination or 24-hour urine collection (preferred) in a plain container.

Requisition: CD0002

Division: Clinical Chemistry - Core

Instructions: Specimen required: 4 mL urine aliquot from a pH adjusted and well-mixed collection.  
Record Total Volume of the 24-hour urine on both the aliquot and the requisition.  
Record the 'Original Container Type' on the requisition as Plain, Acid or Sodium Carbonate.  
Refer to Appendix A for pH adjustment instructions.  
It is not acceptable to add preservative to an aliquot.

Stability: Room temperature 1 day, 2 to 8°C (preferred) for 7 days and frozen for 2 weeks.

LIS Mnemonic: U24 Mg  
U Mg

**Section:** Management System\PLM\General\PLM Website\General\Test Catalogue\  
**Doc#:** 19453

**Version:** 160.0 Current  
**Effective Date:** 9/6/2023

Page 152 of 234

The electronic copy that resides on the document control system is the valid document. Any paper document labeled **Uncontrolled** must be verified against the electronic version prior to use.

**Uncontrolled When Printed**



---

### Malarial Parasites

Tube/Specimen: Lavender Stoppered 4.0 mL EDTA

Requisition: CD0002

Division: Hematopathology – Microscopy

Comments: Analysis includes CBC, Manual Differential, Malarial rapid Screen, & Malarial Thick & Thin Smear Review.

Instructions: EDTA specimens are acceptable if received in the Core Lab within 4 hours of collection; otherwise 4 Thick and 4 Thin smears are required.

Stability: EDTA specimen: 4 hours at room temperature.

---

### Manganese, Plasma

Tube/Specimen: 6.0 mL Royal Blue Trace Element K2 EDTA tube (BD368381)

Referred Out: In-Common Laboratories

Instructions: **Centrifuge ASAP!**  
Aliquot 3.0 mL plasma into plastic transfer vial. **Freeze.**  
Do not accession for non-Nova Scotia Health *Central Zone* Hospitals  
Send copy of requisition.

Utilization: Plasma manganese is used for potential nutritional deficiency.

Stability: 20 days at room temperature and 14 months at 2 to 8° C or frozen.

LIS Mnemonic: MANGA P

---

### Manganese, Whole Blood

Tube/Specimen: 6.0 mL Royal Blue Trace Element K2 EDTA tube (BD368381)

Referred Out: In-Common Laboratories

Instructions: **DO NOT Centrifuge!**  
Ship refrigerated. **Do not freeze.**  
Do not accession for non-Nova Scotia Health *Central Zone* Hospitals  
Send copy of requisition.

Utilization: Blood manganese is used for toxicity.

Stability: 20 days at room temperature and 14 months at 2 to 8° C or frozen.

LIS Mnemonic: MANGA WB

---

### Maprotiline Level

Tube/Specimen: Plain red topped tube.

Referred Out: In-Common Laboratories

Instructions: Centrifuge at room temperature.  
Aliquot serum into plastic vial and **freeze.**  
Do not accession for non-Nova Scotia Health *Central Zone* Hospitals

**Section:** Management System\PLM\General\PLM Website\General\Test Catalogue\  
**Doc#:** 19453

**Version:** 160.0 Current  
**Effective Date:** 9/6/2023  
Page 153 of 234

The electronic copy that resides on the document control system is the valid document. Any paper document labeled **Uncontrolled** must be verified against the electronic version prior to use.

**Uncontrolled When Printed**

## PLM Laboratory Test Catalogue

Send copy of requisition.

Note: Royal Blue Trace Element SERUM tubes (BD368380) and lavender topped EDTA plasma tubes are acceptable; indicate sample type on tube.

LIS Mnemonic: MAPROT

### Maternal Antibodies Collection

Tube/Specimen: Gold topped SST tube.

Referred Out: IWK Laboratory

Instructions: Send directly to IWK refrigerated.

LIS Mnemonic: MATSCRN

### Measles Antibody

Tube/Specimen: Gold Stoppered 5.0 mL SST

Requisition: CD0002A/CD0002B

Division: Virology-Immunology

Instructions: Indicate on requisition whether immune status (IgG) or recent infection (IgM) is required.

Alternate Names: Rubeola

LIS Mnemonic: MEM (IgM Diagnosis)  
MEG (IgG Immunity)

### Melanoma Associated Retinopathy Panel (MARP) see Anti-Retinal Autoantibody

Referred Out: Mayo Medical Laboratories

### Mellaril see Thioridazine Level

Referred Out: In-Common Laboratories

### Mercury

Tube/Specimen: Royal Blue Trace Element K2 EDTA tube (BD368381).

Referred Out: In-Common Laboratories

Instructions: **Do Not Centrifuge**; cannot be tested on plasma.  
**Do Not Freeze.** Ship refrigerated.  
Do not accession for non-Nova Scotia Health *Central Zone* Hospitals  
Send copy of requisition.

LIS Mnemonic: Mercury

## PLM Laboratory Test Catalogue

---

### Mercury Level, Random Urine or 24-Hour Urine

Tube/Specimen:	Random collection using a mid-stream technique to eliminate bacterial contamination or 24-hour urine collection (preferred) in a plain container.
Referred Out:	In-Common Laboratories
Instructions:	Specimen required: 15 mL urine aliquot from well-mixed collection. Record Total Volume of the 24-hour urine on both the aliquot and the requisition. Record the 'Original Container Type' on the requisition as Plain, Acid or Sodium Carbonate. Avoid seafood consumption for 5 days prior to collection. Do not accession for non-Nova Scotia Health <i>Central Zone</i> Hospitals Send copy of requisition.
Stability:	Room temperature 1 day, 2 to 8°C (preferred) for 3 months and frozen for 1 year.
LIS Mnemonic:	U Merc 24 U Merc

---

### Metanephrines, 24 Hour Urine

Tube/Specimen:	24 hour urine collected with 25 mL of 6 mol/L (6N) HCL. Refrigerate during collection.
Referred Out:	In-Common Laboratories
Instructions:	Specimen required: 50 mL urine aliquot of pH adjusted and well-mixed collection. Record Total Volume of the 24-hour urine on both the aliquot and the requisition. Record the 'Original Container Type' on the requisition as Plain, Acid or Sodium Carbonate. Patients should be off Methyl dopa for 5 days prior to and during collection. Restrict caffeine, nicotine and alcohol 24 hours prior to and during collection. Refer to Appendix A for pH adjustment instructions. Send copy of requisition.
Stability:	2 to 8°C for 2 months or frozen for 90 days.
LIS Mnemonic:	U24 Metan

---

### Metanephrines, Plasma

Tube/Specimen:	Lavender topped EDTA tube.
Referred Out:	In-Common Laboratories
Instructions:	Centrifuge at room temperature. Aliquot at least 1.0 mL of plasma within 2 hours of collection and <b>freeze</b> . Do not accession for non-Nova Scotia Health <i>Central Zone</i> Hospitals Send copy of requisition.
LIS Mnemonic:	FRMET P

---

### Met HB

see **Methemoglobin**

Division:	Clinical Chemistry - Core
-----------	---------------------------

---

### Methanol

**Section:** Management System\PLM\General\PLM Website\General\Test Catalogue\  
**Doc#:** 19453

**Version:** 160.0 Current  
**Effective Date:** 9/6/2023

Page 155 of 234

The electronic copy that resides on the document control system is the valid document. Any paper document labeled **Uncontrolled** must be verified against the electronic version prior to use.

**Uncontrolled When Printed**

## PLM Laboratory Test Catalogue

Tube/Specimen: Plain Red Tube 6 or 10 mL

Requisition: CD0002

Division: Clinical Chemistry - Toxicology

Instructions: Use non-alcoholic solutions such as peroxidase, saline or warm water to clean venipuncture site. Do not use alcohol preparations.

Comments: Analysis includes quantitation of Formic Acid, the primary toxic metabolite of Methanol.

Alternate Names: Methyl Alcohol  
Formic Acid

LIS Mnemonic: METHANOL  
FORMIC ACID  
ISOPROPANOL QUANTITATION

### Methemoglobin

Tube/Specimen: Dark green stoppered, lithium heparinized whole blood on ice (tube must be full).

Requisition: CD3211\_05 – 2022

Division: Clinical Chemistry - Core

Comments: Label barrel or tube with patient information in waterproof ink, immerse in slurry of ice and water and deliver to Processing Area within 30 minutes.

Shipping: If sending specimen from outside QEII HSC, notify Laboratory at 473-4340 when specimen is in transport and when it is expected. Specimen must be kept cold but not frozen.

Alternate Names: Met Hb

LIS Mnemonic: METHB

### Methotrexate

Tube/Specimen: Plain Red Stoppered 10 mL

Requisition: CD0002

Division: Clinical Chemistry - Core

Instructions: These determinations can be done on micro samples. Send at least 0.1 mL of serum for each. Blood should be collected at various time intervals, according to the protocol being used. Sample should be protected from the light (wrap the tube in tin foil).

Stability: 72 hours at room temperature; 14 days at 2 to 8°C; 28 days frozen

Alternate Names: Celontin

LIS Mnemonic: MTX

### Methyl Alcohol

see Methanol

Division: Clinical Chemistry - Toxicology

---

**Methylmalonic Acid Quantitative**

Tube/Specimen: Gold topped SST tube.

Referred Out: Mayo Medical Laboratories

Instructions: Centrifuge at room temperature.  
Aliquot 1.5 mL of serum into plastic vial and **freeze at once**.  
Do not accession for non-Nova Scotia Health *Central Zone* Hospitals  
Send copy of requisition.

Stability: 48 days frozen.

LIS Mnemonic: MMAS

---

**MHA-TP** **see Syphilis Serology**

Division: Virology-Immunology

---

**Microalbumin, Urine** **see Albumin, Urine**

Division: Clinical Chemistry - Core

---

**Microfilaria** **see Hem Microorganism**

Division: Hematopathology-Microscopy

---

**Microglobulin, Beta 2, Urine** **see Beta 2 Microglobulin, Urine**

Referred Out: In-Common Laboratories

---

**Microsatellite Instability Testing** **see MSI**

Division: Molecular Diagnostics

---

**Microsomal Antibodies** **see Anti-Thyroid Peroxidase Antibodies**

Division: Clinical Chemistry - Core

---

**Mitotane**

Tube/Specimen: Plain Red tube.

Referred Out: In-Common Laboratories

Instructions: Centrifuge at room temperature.  
Aliquot 1.0 mL of serum into plastic vial.  
Do not accession for non-Nova Scotia Health *Central Zone* Hospitals  
Send copy of requisition.

## PLM Laboratory Test Catalogue

Stability: 7 days at 2 to 8°C; 6 months frozen.

LIS Mnemonic: MITOTANE

**Mix (50-50)** see **PT 50% Mix or PTT 50% Mix**

Division: Hematopathology - Coagulation

**MLPA** see **CLL MLPA**

Division: Molecular Diagnostics

**MMF** see **Mycophenolate**

Division: Clinical Chemistry - Toxicology

**Mofetil** see **Mycophenolate**

Division: Clinical Chemistry - Toxicology

**Molecular Testing for IWK** see **IWK Molecular Testing**

Referred Out: IWK Molecular Laboratory

**Mono** see **Epstein-Barr Virus**

Division: Microbiology-Immunology

**Monosialoganglioside GM1 (IgM)** see **GM1 Ganglioside Antibody**

Referred Out: In-Common Laboratories

**Monospot** see **Epstein-Barr Virus**

Division: Microbiology-Immunology

**MPA** see **Mycophenolate**

Division: Clinical Chemistry - Toxicology

**MPL** see **Next Generation Sequencing – Myeloid panel**

Division: Molecular Diagnostics

**MPL exon 10 mutation** see **Next Generation Sequencing – Myeloid panel**

Section: Management System\PLM\General\PLM Website\General\Test Catalogue\  
Doc#: 19453

Version: 160.0 Current  
Effective Date: 9/6/2023  
Page 158 of 234

The electronic copy that resides on the document control system is the valid document. Any paper document labeled **Uncontrolled** must be verified against the electronic version prior to use.

**Uncontrolled When Printed**

## PLM Laboratory Test Catalogue

Division: Molecular Diagnostics

### MSI

Tube/Specimen: Tissue in paraffin block.  
 Requisition: CD2573  
 Division: Molecular Diagnostics  
 Instructions: To be ordered only by a Nova Scotia Health Central Zone pathologist.  
 Alternate Names: Microsatellite instability testing

### MTHFR gene mutation

Tube/Specimen: 4.0 mL EDTA Lavender stoppered tube  
 Peripheral blood: 1 tube, minimum volume 1 mL. Stability – 14 days at 4°C.  
 Bone marrow: 1 tube, minimum volume 1 mL. Stability – 14 days at 4°C.  
 Tissue: Send in saline at 4°C, or frozen on dry ice. Stability – 12 hours in saline at 4°C, or 7 days frozen. Alternatively, send fixed tissue in paraffin block.  
 DNA: Stability – 3 months at 4°C or frozen.

Requisition: CD0046 or CD2573

Division: Molecular Diagnostics

Instructions: Blood/bone marrow must be kept at 4°C, accompanied by requisition.  
 Any specimen referred from outside of Nova Scotia Health Central Zone must also be accompanied by a printout of the CBC results, as it is important to know the white blood cell count prior to extracting the DNA.  
 If multiple Molecular Diagnostics tests are ordered, only 2 tubes of peripheral blood or 1 tube of bone marrow are necessary.

Alternate Names: Methylenetetrahydrofolate reductase

LIS Mnemonic: MTHFR GENE

### Mucopolysaccharide Screen, Urine (Polysaccharide Screen) (Acid Mucopolysaccharide)

Tube/Specimen: Collect a random urine sample; first morning collection preferred.

Referred Out: In-Common Laboratories

Instructions: Aliquot 5 mL of well mixed urine; **freeze**.  
 Do not accession for non-Nova Scotia Health *Central Zone* Hospitals  
 Send copy of requisition.

Stability: Not stable at room temperature; 2 to 8°C for 1 week and frozen >1 week.

Note: Provide age, gender and clinical history to facilitate interpretation of analytical findings and recommendation for further testing or consultation.

LIS Mnemonic: U MUCO

### Mumps Antibody

Tube/Specimen: Gold Stoppered 5.0 mL SST tube

**Section:** Management System\PLM\General\PLM Website\General\Test Catalogue\  
**Doc#:** 19453

**Version:** 160.0 Current  
**Effective Date:** 9/6/2023  
 Page 159 of 234

The electronic copy that resides on the document control system is the valid document. Any paper document labeled **Uncontrolled** must be verified against the electronic version prior to use.

**Uncontrolled When Printed**

## PLM Laboratory Test Catalogue

Requisition: CD0002A/CD0002B  
 Division: Microbiology-Immunology  
 LIS Mnemonic: MPSG (IgG Immunity)  
 MPSM (IgM Diagnosis)-only performed upon request from Public Health, all others will be canceled and be tested for Mumps IgG

### **Muscle Autoimmune Myositis Panel**                      **see Autoimmune Myopathy/Myositis Profile**

Referred Out: In-Common Laboratories

### **Mutation analysis of BCR-abl transcripts (BCR-ABL Mutation, ABL Kinase domain mutation)**                      **see Next Generation Sequencing-Myeloid Panel**

Division: Molecular Diagnostics

### **MYC FISH**

Tube/Specimen: Tissue in paraffin block  
 Requisition: CD2573  
 Division: Molecular Diagnostics  
 Instructions: To be ordered only by a Nova Scotia Health Central Zone pathologist.

### **Mycobacteriology Referred-out Identification, M. leprae request, Susceptibility, Genotyping Services**

Tube/Specimen: Isolate or Mgit Suspension, Identification, M. leprae testing request (skin scraping slides and or tissues on slide or block)  
 Referred Out: National Reference Centre for Mycobacteriology (NRCM)  
 Instructions: Susceptibility, Genotyping Services M. tuberculosis (MTB) shipped with Category A requirements  
 Non MTB shipped as Biological Substances Category B  
 Remaining shipped as Exempt Human Specimens  
 National Reference Centre for Mycobacteriology (NRCM) requisition

### **Mycobacteriology Referred-out specimens for Mycobacterium leprae (skin scraping slides and or Tissue on slide or block)**

Tube/Specimen: Skin scraping slides and or tissues on slide or block  
 Referred Out: NHDP  
 Instructions: Shipped as Exempt Human Specimens  
 National Hansen's Disease Programs (NHDP) requisition  
 LIS Mnemonic: ROSP

### **Mycology (Sporothrix, Coccidioides immitis, Cryptococcus, Histoplasma capsulatum, Blastomyces dermatitidis, Aspergillosis)**

**Section:** Management System\PLM\General\PLM Website\General\Test Catalogue\  
**Doc#:** 19453

**Version:** 160.0 Current  
**Effective Date:** 9/6/2023  
 Page 160 of 234

The electronic copy that resides on the document control system is the valid document. Any paper document labeled **Uncontrolled** must be verified against the electronic version prior to use.  
**Uncontrolled When Printed**



## PLM Laboratory Test Catalogue

Tube/Specimen: Isolate

Referred Out: National Centre for Mycology

Instructions: Primarily shipped as Biological Substances category B. If classified as Category A, appropriate handling occurs. Specimens are shipped mainly for identification, confirmation of identification or susceptibility.

---

### Mycology (18S)

Tube/Specimen: Isolate

Referred Out: The Hospital for Sick Children

Instructions: Primarily shipped as Biological Substances category B. If classified as Category A, appropriate handling occurs. Specimens are shipped mainly for identification, confirmation of identification or may involve susceptibility.

---

### Mycophenolate

Tube/Specimen: Lavender Stoppered 4.0 mL EDTA

Requisition: CD0002

Division: Clinical Chemistry - Toxicology

Instructions: This determination can be done on micro samples when necessary. Centrifuge at room temperature within 2 hours of collection and aliquot a minimum of 0.2 mL of plasma into a plastic vial.

Stability: Plasma: 1 week at 2 to 8 °C and frozen for 6 months.  
Whole Blood: 2 hours at room temperature. Refrigerated and frozen samples are not acceptable.

Comments: Pre-dose specimen is required.

Alternate Names: MPA  
MMF  
CellCept  
Mofetil

LIS Mnemonic: MYCO

---

### Mycoplasma PCR

Tube/Specimen: Amies swab, Throat (specimen of choice) or Nasopharyngeal swab

Requisition: CD0432/CD0433

Division: Microbiology-Immunology

Instructions: Clinical data should be indicated on the requisition.

Note: This test will be referred out by the laboratory.

LIS Mnemonic: RO ROSER

---

### MYD88

### see Next Generation Sequencing – Myeloid panel

Division: Molecular Diagnostics

Section: Management System\PLM\General\PLM Website\General\Test Catalogue\  
Doc#: 19453

Version: 160.0 Current  
Effective Date: 9/6/2023  
Page 161 of 234

The electronic copy that resides on the document control system is the valid document. Any paper document labeled **Uncontrolled** must be verified against the electronic version prior to use.

**Uncontrolled When Printed**

## PLM Laboratory Test Catalogue

---

### Myelin Associated Glycoprotein (MAG) Antibody

Tube/Specimen: Gold topped SST tube.

Referred Out: In-Common Laboratories

Instructions: Centrifuge at room temperature.  
Aliquot serum and **freeze**.  
Do not accession for non-Nova Scotia Health *Central Zone* Hospitals  
Send copy of requisition.

Stability: Room temperature 4 days; refrigerated at 2 to 8 °C for 7 days and frozen >6 months.

LIS Mnemonic: MAG

---

### Myelin Oligodendrocyte Glycoprotein (MOG) Antibody see Neuromyelitis Optica (NMO\_IgG)

Referred Out: In-Common Laboratories

---

### Myeloma Screen, Serum & Plasma

Tube/Specimen: Gold Stoppered 5.0 mL SST & Light Green 4.5 mL Lithium heparin and gel for plasma separation

Requisition: CD0002

Division: Clinical Chemistry - Immunology

Note: This is a care set, used for ordering convenience, composed of the following 3 assays: Immunoglobulins (GAM), Total Protein, and Protein Electrophoresis. Please see separate listings for each of these in this catalogue for details.

LIS Mnemonic: MYELOMA SCREEN

---

### Mysoline see Primidone Level

Referred Out: In-Common Laboratories

---

### N-Acetylprocainamide see Procainamide/NAPA Level

Referred Out: In-Common Laboratories

---

### N-Methylhistamine, Random Urine or 24-Hour Urine

Tube/Specimen: Random collection using a mid-stream technique to eliminate bacterial contamination or 24-hour urine collection (preferred) in a plain container. Refrigerate during collection.

Referred Out: In-Common Laboratories

Instructions: Specimen required: 5 mL urine aliquot of well-mixed collection.  
Record Total Volume of the 24-hour urine on both the aliquot and the requisition.  
Record the 'Original Container Type' on the requisition as Plain, Acid or Sodium Carbonate.  
Do not accession for non-Nova Scotia Health *Central Zone* Hospitals  
Send copy of requisition.

Section: Management System\PLM\General\PLM Website\General\Test Catalogue\  
Doc#: 19453

Version: 160.0 Current  
Effective Date: 9/6/2023  
Page 162 of 234

The electronic copy that resides on the document control system is the valid document. Any paper document labeled **Uncontrolled** must be verified against the electronic version prior to use.

**Uncontrolled When Printed**

## PLM Laboratory Test Catalogue

Stability: Room temperature for 1 day, 2 to 8°C for 8 days or frozen for 14 days.

LIS Mnemonic: NMHIS U  
NMHISU24

---

**Na+** see **Electrolytes (Na, K), Plasma**

Division: Clinical Chemistry - Core

---

### NAAT testing for Microbiology Donor Transplant

Tube/Specimen: Two 4.0 mL EDTA Lavender topped tubes.

Requisition: CD0002A/CD0002B

Division: Virology-Immunology

Instructions: Send whole blood to 4<sup>th</sup> floor Microbiology for processing. Send copy of requisition.

LIS Mnemonic: NAAT

---

**NABS** see **Interferon beta Neutralizing Antibodies**

Referred Out: In-Common Laboratories

---

### Nasopharyngeal aspirate for *Bordetella pertussis* (Culture or PCR)

Tube/Specimen: Nasopharyngeal aspirate

Referred Out: IWK Microbiology Lab

Instructions: Shipped as Biological Substances B.

---

### Neonatal Autoimmune Thrombocytopenia

Tube/Specimen: **From Mother and Father:** Seven (7.0 mL) yellow topped ACD tubes or nine (4.5 mL) light blue topped sodium citrate tubes and one plain red topped tube.  
**From Baby:** One (2.0 mL) lavender topped EDTA tube.

Referred Out: McMaster University HSC

Instructions: Send to Hematopathology Coagulation lab for processing.

LIS Mnemonic: Miscellaneous Hematology

---

**Neoral** see **Cyclosporine**

Division: Clinical Chemistry - Toxicology

---

### Neuromyelitis Optica (NMO\_IgG), CSF

Section: Management System\PLM\General\PLM Website\General\Test Catalogue\  
Doc#: 19453

Version: 160.0 Current  
Effective Date: 9/6/2023

Page 163 of 234

The electronic copy that resides on the document control system is the valid document. Any paper document labeled **Uncontrolled** must be verified against the electronic version prior to use.

**Uncontrolled When Printed**

## PLM Laboratory Test Catalogue

Tube/Specimen: Minimum 1.0 mL CSF.

Referred Out: In-Common Laboratories

Instructions: Aliquot in plastic vial. **Freeze at once.**  
Do not accession or refer for non-Nova Scotia Health *Central Zone* Hospitals  
Send copy of requisition.

Stability: Room temperature 4 days; refrigerated at 2 to 8 °C for 7 days and frozen >6 months.

LIS Mnemonic: NMOFC

### Neuromyelitis Optica (NMO\_IgG), Serum

Tube/Specimen: Gold topped SST tube.

Referred Out: In-Common Laboratories

Instructions: Centrifuge at room temperature.  
Aliquot 2.0 mL serum into plastic vial. **Freeze.**  
Do not accession or refer for non-Nova Scotia Health *Central Zone* Hospitals  
Send copy of requisition.

Stability: Room temperature 4 days; refrigerated at 2 to 8 °C for 7 days and frozen >6 months.

LIS Mnemonic: NMO

### Neurontin see Gabapentin Level

Referred Out: In-Common Laboratories

### Neutrophil Oxidative Burst see Dihydrohodamine (DHR)

Referred Out: Mayo Medical Laboratories

### Next Generation Sequencing – Myeloid Panel

Tube/Specimen: 4.0 mL EDTA Lavender stoppered tube  
Peripheral blood: 1 tube, minimum volume 1 mL. Stability – 14 days at 4°C.  
Bone marrow: 1 tube, minimum volume 1 mL. Stability – 14 days at 4°C.  
Tissue: Send in saline at 4°C, or frozen on dry ice. Stability – 12 hours in saline at 4°C, or 7 days frozen.  
DNA: Stability – 3 months at 4°C or frozen.

Requisition: CD0046 or CD2573

Division: Molecular Diagnostics

Instructions: Blood/bone marrow must be kept at 4°C, accompanied by requisition.  
Any specimen referred from outside of Nova Scotia Health Central Zone must also be accompanied by a printout of the CBC results, as it is important to know the white blood cell count prior to extracting the DNA.  
If multiple Molecular Diagnostics tests are ordered, only 2 tubes of peripheral blood or 1 tube of bone marrow are necessary.

Alternate Names: ABL Kinase domain mutation  
BCR-ABL Mutation  
CALR

Section: Management System\PLM\General\PLM Website\General\Test Catalogue\  
Doc#: 19453

Version: 160.0 Current  
Effective Date: 9/6/2023  
Page 164 of 234

The electronic copy that resides on the document control system is the valid document. Any paper document labeled **Uncontrolled** must be verified against the electronic version prior to use.

**Uncontrolled When Printed**

## PLM Laboratory Test Catalogue

JAK2 exon 12  
KIT Asp816Val  
MPL  
MPL exon 10 mutation  
Mutation Analysis of BCR-abl transcripts  
MYD88  
NGS  
QBCRA-Mutation Analysis  
TP53 mutation

LIS Mnemonic: 2LAVDNA

---

### Next Generation Sequencing - Solid Tumor Panel

Tube/Specimen: Tissue in paraffin block.  
Requisition: CD2573  
Division: Molecular Diagnostics  
Instructions: To be ordered only by a Nova Scotia Health Central Zone pathologist.  
Alternate Names: BRAF  
KRAS  
Lung Molecular Panel

---

### NGS

see Next Generation Sequencing-Myeloid Panel

Division: Molecular Diagnostics

---

### Niacin

see Vitamin B3

Referred Out: In-Common Laboratories

---

### Nicotinic Acetylcholine Receptor Antibody

see Acetylcholine Receptor Antibodies

Referred Out: In-Common Laboratories

---

### NMDA (NR1) Receptor Antibody, Serum or CSF

Tube/Specimen: Gold topped SST tube or 3.0 mL CSF  
Referred Out: In-Common Laboratories  
Instructions: Centrifuge at room temperature and aliquot at least 1.0 mL serum into plastic vial. **Freeze.**  
Do not accession for non-Nova Scotia Health *Central Zone* Hospitals  
Send copy of requisition.  
Stability: Room temperature 4 days; refrigerated at 2 to 8 °C for 7 days and frozen >6 months.  
LIS Mnemonic: NMDA  
NMDA CSF

## PLM Laboratory Test Catalogue

**Noradrenaline** see **Catecholamines, Total Plasma**

Referred Out: In-Common Laboratories

---

**Nordoxepin** see **Doxepin Level**

Referred Out: In-Common Laboratories

---

**Norepinephrine** see **Catecholamines, Total Plasma**

Referred Out: In-Common Laboratories

---

**Norepinephrine, Urine** see **Catecholamines, Urine**

Division: Clinical Chemistry - Toxicology

---

**Norfluoxetine** see **Fluoxetine Level**

Referred Out: In-Common Laboratories

---

**Nortriptyline** see **Amitriptyline**

Referred Out: In-Common Laboratories

---

### NT-ProBNP

Tube/Specimen: Light Green 4.5 mL Lithium heparin gel separator tube/plasma (2.0 mL)

Requisition: CD0002A or CD0002B

Division: Clinical Chemistry - Core

Instructions: Centrifuge at room temperature within 2 hours after collection.  
Shipping from other zones: Serum; aliquot 2.0 mL into a plastic vial. Store and send at -20°C

Stability: 6 days at 2 to 8°C; 1 year at -20°C

Comments: The test will be canceled if a repeat request is made within 6 months of previous, unless for specific clinical reasons, "Do not cancel NT-ProBNP (or BNP)" is written on the requisition form.

Alternate Names: N-terminal B-Type natriuretic peptide (BNP)

LIS Mnemonic: BNP  
NT-BNP

---

**Nuclear Factor** see **Anti-Nuclear Antibody**

Division: Immunopathology

---

### Occult Blood, Stool

Section: Management System\PLM\General\PLM Website\General\Test Catalogue\  
Doc#: 19453

Version: 160.0 Current  
Effective Date: 9/6/2023  
Page 166 of 234

The electronic copy that resides on the document control system is the valid document. Any paper document labeled **Uncontrolled** must be verified against the electronic version prior to use.

**Uncontrolled When Printed**

## PLM Laboratory Test Catalogue

Tube/Specimen: Random stool collection

Requisition: CD0002

Division: Clinical Chemistry - Core

Instructions: Amount Required: Smear of stool on hemocult card

Comments: Specimen is smeared on hemocult card by patient or nursing staff. Specimens in other containers will not be accepted. Patients should follow a high fiber diet for 3 days prior to and during collection. All meats, turnip, horseradish, gravy, meat drippings, iron pills and vitamin C preparations should be restricted.

LIS Mnemonic: ST OB

### Oligoclonal Bands

Tube/Specimen: Minimum 1.0 mL CSF and a minimum 1.0 mL of serum (plain red or gold topped tube), ideally collected at the same time, but no more than 48 hours apart.  
**Both samples are required for testing.**

Referred Out: In-Common Laboratories

Instructions: CSA (VG & HI sites): Centrifuge, aliquot and freeze serum in the CSA receiving area.  
Centrifuge, aliquot and **freeze** at least 1.0 mL serum.  
**Freeze** at least 1.0 mL CSF.  
Do not accession for non-Nova Scotia Health *Central Zone* Hospitals  
Testing includes immunoglobulins.  
Send copy of requisition.

LIS Mnemonic: Oligo

### Organic Acid Analysis, Urine

Tube/Specimen: 10.0 mL random urine. Collection should be a “clean catch” technique to minimize bacterial contamination.

Referred Out: IWK Metabolic Lab

Instructions: **Freeze.**  
Timed specimens are accepted (8-hour, 12-hour or 24-hour collections)  
Do not accession for non-Nova Scotia Health *Central Zone* Hospitals; send directly to the IWK Metabolic Lab

LIS Mnemonic: ORGAT

### Osmolality, Fecal

Tube/Specimen: 5.0 mL random stool sample in naturally liquid form.

Referred Out: In-Common Laboratories

Instructions: Formed stool not acceptable.  
Do not accession for non-Nova Scotia Health *Central Zone* Hospitals  
Send copy of requisition.

LIS Mnemonic: OSMO F

### Osmolality, Plasma

Section: Management System\PLM\General\PLM Website\General\Test Catalogue\  
Doc#: 19453

Version: 160.0 Current  
Effective Date: 9/6/2023  
Page 167 of 234

The electronic copy that resides on the document control system is the valid document. Any paper document labeled **Uncontrolled** must be verified against the electronic version prior to use.

**Uncontrolled When Printed**

## PLM Laboratory Test Catalogue

Tube/Specimen: Light Green 4.5 mL Lithium heparin and gel for plasma separation  
 Requisition: CD0002  
 Division: Clinical Chemistry - Core  
 LIS Mnemonic: OSMO

### Osmolality, Random or 24-Hour Urine

Tube/Specimen: Random collection using mid-stream technique to eliminate bacterial contamination in a plain container (preferred), or 24-hour urine collection in a plain container.  
 Requisition: CD0002  
 Division: Clinical Chemistry - Core  
 Instructions: Specimen required: 4 mL urine aliquot from well-mixed collection.  
 Record the 'Original Container Type' on the requisition as Plain, Acid or Sodium Carbonate.  
 Stability: Room temperature for 3 hours, 2 to 8°C (preferred) for 7 days and frozen for 2 weeks.  
 LIS Mnemonic: U OSMO  
 U24 OSMO

### Osteocalcin

Tube/Specimen: Gold topped SST tube.  
 Referred Out: In-Common Laboratories  
 Instructions: Aliquot at least 1.0 mL serum into two aliquots and **freeze**.  
 Do not accession for non-Nova Scotia Health *Central Zone* Hospitals  
 Send copy of requisition.  
 LIS Mnemonic: OSTEO

### Ovarian Cancer Antigen see CA125

Division: Clinical Chemistry - Core

### Oxalate, 24-Hour Urine

Tube/Specimen: 24-hour urine collection in a plain container. Refrigerate during collection.  
 Requisition: CD0002  
 Division: Clinical Chemistry - Core  
 Instructions: Specimen required: 4 mL urine aliquot of pH adjusted and well-mixed collection.  
 Record Total Volume of the 24-hour urine on both the specimen aliquot and requisition.  
 Record the 'Original Container Type' on the requisition as Plain, Acid or Sodium Carbonate.  
 Patients should refrain from taking excessive amounts of Vitamin C or from consuming Vitamin C rich food for at least 48 hours prior to urine collection.  
 Refer to Appendix A for pH adjustment instructions.

Section: Management System\PLM\General\PLM Website\General\Test Catalogue\  
 Doc#: 19453

Version: 160.0 Current  
 Effective Date: 9/6/2023  
 Page 168 of 234

The electronic copy that resides on the document control system is the valid document. Any paper document labeled **Uncontrolled** must be verified against the electronic version prior to use.

**Uncontrolled When Printed**



## PLM Laboratory Test Catalogue

Random Oxalate specimens require a pH <8.0.

Stability: Room temperature for 1 hour, 2 to 8°C (preferred) for 7 days (pH<3.0) and frozen for 2 weeks (pH<3.0).

LIS Mnemonic: U24 OXA  
U OXA R [IWK samples only]

### Oxygen Content see Blood Gases

Division: Clinical Chemistry - Core

### Oxygen Saturation see Blood Gases

Division: Clinical Chemistry - Core

### Pancreatic Cyst Fluid for Amylase and CEA see Amylase and CEA, Pancreatic Cyst Fluid and CEA and Amylase, Pancreatic Cyst Fluid

Division: Clinical Chemistry - Core

### Pancreatic Polypeptide

Tube/Specimen: Two lavender topped EDTA tubes. **Keep cold on ice!**  
Patient must be fasting 8 hours prior to collection unless instructed otherwise by the ordering physician.

Referred Out: Mayo Medical Laboratories

Instructions: Centrifuge (refrigerated centrifuge is not required), aliquot 3.0 mL plasma in plastic vial and **freeze immediately**.  
Do not accession or refer for non-Nova Scotia Health *Central Zone* Hospitals  
Send copy of requisition.

LIS Mnemonic: HPP

### Paraneoplastic Antibodies, CSF (Includes anti Ri, Yo, Hu)

Tube/Specimen: Minimum 2.0 mL CSF

Referred Out: In-Common Laboratories

Instructions: Aliquot at least 2.0 mL CSF into plastic vial. **Freeze at once**.  
Do not accession or refer for non-Nova Scotia Health *Central Zone* Hospitals  
Send copy of requisition.

Stability: Room temperature 4 days; refrigerated at 2 to 8 °C for 7 days and frozen >6 months.

LIS Mnemonic: PNP CSF

### Paraneoplastic Antibodies, Serum (Includes anti Ri, Yo, Hu)

Tube/Specimen: Gold topped SST tube.

Referred Out: In-Common Laboratories

**Section:** Management System\PLM\General\PLM Website\General\Test Catalogue\  
**Doc#:** 19453

**Version:** 160.0 Current  
**Effective Date:** 9/6/2023

Page 169 of 234

The electronic copy that resides on the document control system is the valid document. Any paper document labeled **Uncontrolled** must be verified against the electronic version prior to use.

**Uncontrolled When Printed**

## PLM Laboratory Test Catalogue

Instructions: Centrifuge at room temperature.  
Aliquot 3.0 mL serum into plastic vial. **Freeze at once.**  
Do not accession for non-Nova Scotia Health *Central Zone* Hospitals  
Send copy of requisition.

Stability: Room temperature 4 days; refrigerated at 2 to 8 °C for 7 days and frozen >6 months.

LIS Mnemonic: PNP Ab

### Parasite Identification

Tube/Specimen: Organism for identification

Referred Out: Nova Scotia Museum of Natural History

Instructions: Shipped as Category B.

### Parathyroid Hormone Intact

Tube/Specimen: One Lavender stoppered 4.0 mL EDTA tube. This tube is not to be shared.

Requisition: CD0002

Division: Clinical Chemistry – Core

Instructions: The tube collected for this assay cannot be shared for other assays.  
Overnight fasting (8 hours) is preferred. Please indicate fasting status.

Shipping: Plasma can be stored for 48 hours at 2 to 8°C. Freeze and send frozen plasma, if longer.

Alternate Names: Intact PTH  
PTH Intact

LIS Mnemonic: PTH

### Parathyroid Hormone Related Peptide      see PTH Related Peptide Parathyroid Hormone Related Protein

Referred Out: In-Common Laboratories

### Paroxetine Level

Tube/Specimen: Plain red topped tube.

Referred Out: In-Common Laboratories

Instructions: Centrifuge at room temperature.  
Aliquot serum into plastic vial and **freeze.**  
Do not accession for non-Nova Scotia Health *Central Zone* Hospitals  
Send copy of requisition.

Note: Royal Blue Trace Element SERUM tube (BD368380) and lavender topped EDTA plasma tubes also acceptable. Indicate sample type on aliquot tube.

## PLM Laboratory Test Catalogue

LIS Mnemonic: PAROX

---

### Paroxysmal Nocturnal Hemoglobinuria

Tube/Specimen: Lavender stoppered 4.0 mL EDTA

Requisition: CD0002C

Division: Hematopathology – Flow Cytometry

Instructions: Specimen must arrive in Flow Cytometry within 24 hours of collection and no later than 14:00 on Fridays (or day before Holiday). The requisition must accompany the specimen to the Flow laboratory.

Note: Please notify Flow Cytometry lab at 902-473-5549 when requesting this test.

Alternate Names: PNH  
CD55/59 Testing

LIS Mnemonic: SM PNH

---

### Partial Thromboplastin Time see PTT

Division: Hematopathology - Core

---

### Parvovirus B19 Antibody

Tube/Specimen: Gold Stoppered 5.0 mL SST

Requisition: CD0002A/CD0002B

Division: Virology-Immunology

Comments: In investigating a viral exanthem, rubella and measles serology should also be requested.

Instructions: Indicate on the requisition if immunity (IgG) or recent infection (IgM) is required.

LIS Mnemonic: PARVG (IgG Immunity)  
PARVM (IgM Diagnosis)

---

### Parvovirus PCR

Tube/Specimen: One Lavender stoppered 4.0 mL EDTA tube

Requisition: CD0002A/CD0002B

Division: Microbiology-Immunology

Shipping: Whole blood may be transported at 2 to 25°C if it will be received within 24 hours. If not, separate plasma by centrifugation at 3000g for 20 minutes and ship one 2 mL aliquot at 2 to 8°C.

LIS Mnemonic: RO PARVOPCR

---

### Paxil see Paroxetine Level

Referred Out: In-Common Laboratories

Section: Management System\PLM\General\PLM Website\General\Test Catalogue\  
Doc#: 19453

Version: 160.0 Current

Effective Date: 9/6/2023

Page 171 of 234

The electronic copy that resides on the document control system is the valid document. Any paper document labeled **Uncontrolled** must be verified against the electronic version prior to use.

**Uncontrolled When Printed**

---

**PBG, Random Urine**

see Porphyrin Precursors, Random Urine

Referred Out: In-Common Laboratories

---

**PBG Deaminase**

see Porphobilinogen Deaminase

Referred Out: In-Common Laboratories

---

**Pemphigoid Antibody**

see Anti-Pemphigoid Antibody

Division: Immunopathology

---

**Peripheral Smear**

Division: Hematopathology - Microscopy

Comments: Can be done with Profile

---

**PFA**

see Platelet Function Assay

Division: Hematopathology - Coagulation

---

**pH, Body Fluid**

Tube/Specimen: Body Fluid collected anaerobically in a pre-heparinized Blood gas syringe on ice.  
Maximum heparin ratio must be <10 IU/mL fluid  
Recommended volume: 1 mL  
Minimum volume: 0.7 mL

Requisition: CD0002

Division: Clinical Chemistry - Core

Instructions: Do not transport with needle attached. Label barrel with patient information in waterproof ink, immerse in a slurry of ice water and deliver to Processing Area immediately.  
Indicate fluid type on requisition.

Shipping: Specimen must be kept cold but not frozen.

LIS Mnemonic: BF PH

---

**pH, Urine**

see Urinalysis (including microscopic examination if required)

Division: Clinical Chemistry - Core

Comments: Urine pH is available by dipstick analysis as part of routine urinalysis.

---

**Phenobarbital**

Tube/Specimen: Plain Red Tube 6 or 10 mL

Section: Management System\PLM\General\PLM Website\General\Test Catalogue\  
Doc#: 19453

Version: 160.0 Current

Effective Date: 9/6/2023

Page 172 of 234

The electronic copy that resides on the document control system is the valid document. Any paper document labeled **Uncontrolled** must be verified against the electronic version prior to use.

**Uncontrolled When Printed**

## PLM Laboratory Test Catalogue

Requisition: CD0002  
 Division: Clinical Chemistry - Core  
 Instructions: These determinations can be done on micro samples. Send at least 0.5 mL of serum for each.  
 Blood should be collected just prior to the next dose (trough collection).  
 Specimens should not be collected until the blood concentration is a steady state (3-4 half-lives).  
 LIS Mnemonic: PHENO

---

### Phenytoin

Tube/Specimen: Plain Red Tube 6 or 10 mL  
 Requisition: CD0002  
 Division: Clinical Chemistry - Core  
 Instructions: Blood should be collected just prior to next dose (trough collection).  
 Specimens should not be collected until the blood concentration is at a steady state (3-4 half-lives).  
 Alternate Names: Dilantin  
 LIS Mnemonic: PHENY

---

### Phenytoin, Free (Do Not Confuse with Phenytoin)

Tube/Specimen: Plain red topped tube. Physician's order MUST state "Free" or "HPLC".  
 Referred Out: In-Common Laboratories  
 Instructions: Centrifuge at room temperature and aliquot at least 1.0 mL serum into a plastic vial.  
 Do not accession for non-Nova Scotia Health *Central Zone* Hospitals  
 Send copy of requisition.  
 Stability: One month refrigerated or 6 months frozen. Specimen may be re-frozen once.  
 LIS Mnemonic: FRDIL

---

### Philadelphia Chromosome see BCR/abl Translocation (RT PCR)

Division: Molecular Diagnostics

---

### Phosphatase, Alkaline see Alkaline Phosphatase, Plasma

Division: Clinical Chemistry - Core

---

### Phosphate see Phosphorous, Plasma

Division: Clinical Chemistry - Core

---

## PLM Laboratory Test Catalogue

### Phosphorous Inorganic

see Phosphorous, Plasma

Division: Clinical Chemistry - Core

---

### Phosphorous, Plasma

Tube/Specimen: Light Green 4.5 mL Lithium heparin and gel for plasma separation

Requisition: CD0002

Division: Clinical Chemistry - Core

Alternate Names: Inorganic Phosphorous  
Phosphate  
Phosphorus, Inorganic  
PO4

LIS Mnemonic: PHOS

---

### Phosphorous, Random Urine or 24-Hour Urine

Tube/Specimen: Random collection using a mid-stream technique to eliminate bacterial contamination or 24-hour urine collection (preferred) in a plain container.

Requisition: CD0002

Division: Clinical Chemistry - Core

Instructions: Specimen required: 4 mL urine aliquot from pH adjusted and well-mixed collection.  
Record Total Volume of the 24-hour urine on both the aliquot and the requisition.  
Record the 'Original Container Type' on the requisition as Plain, Acid or Sodium Carbonate.  
Refer to Appendix A for pH adjustment instructions.

Stability: Room temperature for 1 day, 2 to 8°C (preferred) for 7 days and frozen for 2 weeks.

Alternate Names: Inorganic Phosphorous  
Phosphate  
Phosphorus, Inorganic  
PO4

LIS Mnemonic: U24 PHOS  
U PHOS

---

### PI Typing

see Alpha-1-Antitrypsin Phenotyping

Referred Out: Mayo Medical Laboratories

---

### Pituitary Gonadotropins

see LH

Division: Clinical Chemistry - Core

---

### Plasma Hemoglobin

Tube/Specimen: Dark green stoppered lithium heparin tube

Section: Management System\PLM\General\PLM Website\General\Test Catalogue\  
Doc#: 19453

Version: 160.0 Current

Effective Date: 9/6/2023

Page 174 of 234

The electronic copy that resides on the document control system is the valid document. Any paper document labeled **Uncontrolled** must be verified against the electronic version prior to use.

**Uncontrolled When Printed**

## PLM Laboratory Test Catalogue

Requisition: CD0002  
Division: Hematopathology - Core  
Shipping: Send whole blood to the laboratory within three hours of collection. If shipping is delayed, double-spin and freeze the plasma. Send the frozen sample on dry ice.

---

### Plasminogen

Tube/Specimen: Light Blue topped Sodium Citrate tube.  
Referred Out: Hamilton General Hospital  
Instructions: Send copy of requisition and specimen to Hematopathology Coagulation lab for processing.  
Comment: Test is not performed at the QEII. Referring hospitals are to send specimens directly to the referral site which performs the test to prevent delay in results.  
LIS Mnemonic: Plasminogen

---

### Plasminogen Activator Inhibitor

Tube/Specimen: Light Blue topped Sodium Citrate tube. Patient should not be on anticoagulant therapy.  
Referred Out: Mayo Medical Laboratories  
Instructions: Send copy of requisition and sample to Hematopathology Coagulation lab for processing.  
Comment: Test is not performed at the QEII. Referring hospitals are to send specimens directly to the referral site which performs the test to prevent delay in results.  
LIS Mnemonic: PAI

---

### Platelet Aggregation

Requisition: CD0002  
Division: Hematopathology - Coagulation  
Instructions: Prior arrangements for analysis must be made with Hematology Lab phone 902-473-4059 by an approved Hematologist. Blood is taken under supervision of Advanced Coagulation Technologist. Lab must know all patients' medication for past 10 days.

---

### Platelet Count

see Profile

Division: Hematopathology - Core

---

### Platelet Function Assay

Tube/Specimen: Three light-blue stoppered plastic 2.7 mL Sodium Citrate tubes. Collection must follow a non-additive tube. Collect a lavender stoppered EDTA tube and order a CBC. Keep specimens at room temperature.

Division: Hematopathology - Coagulation

Instructions: Samples must be received within three (3) hours of collection. Traumatic draws should be avoided.

Section: Management System\PLM\General\PLM Website\General\Test Catalogue\  
Doc#: 19453

Version: 160.0 Current

Effective Date: 9/6/2023

Page 175 of 234

The electronic copy that resides on the document control system is the valid document. Any paper document labeled **Uncontrolled** must be verified against the electronic version prior to use.

Uncontrolled When Printed

## PLM Laboratory Test Catalogue

Test is available Monday to Friday until 1600 hours.

Comments: Patient medications and bleeding/bruising history should be listed on separate lab questionnaire indicated below.  
The [VG AC Platelet Function Analyzer Questionnaire Form 5972](#) must be entirely completed and must accompany the specimens.

Alternate Names: PFA

---

### Platelet Function Studies see Platelet Aggregation

Division: Hematopathology - Coagulation

---

### Platelet Typing see Anti-Platelet Antibody

Referred Out: McMaster University Health Sciences Centre

---

### PML-RAR gene fusion

Tube/Specimen: 4.0 mL EDTA Lavender stoppered tube(s)  
Peripheral blood: Preferably 2 tubes, minimum volume 1 mL. Stability – 14 days at 4°C.  
Bone marrow: 1 tube, minimum volume 1 mL. Stability – 14 days at 4°C.  
Tissue: Send in saline at 4°C, or frozen on dry ice. Stability – 12 hours in saline at 4°C, or 7 days frozen.  
RNA: Stability – 3 months frozen.

Requisition: CD0046 or CD2573

Division: Molecular Diagnostics

Instructions: Blood/bone marrow must be kept at 4°C, accompanied by requisition.  
If multiple Molecular Diagnostics tests are ordered, only 2 tubes of peripheral blood or 1 tube of bone marrow are necessary.

Alternate Names: RAR alpha  
Retinoic acid receptor  
Translocation (15; 17)  
t (15;17)

LIS Mnemonic: 2LAVDNA

---

### Pneumococcal Immunity

Tube/Specimen: Gold Stoppered 5.0 mL SST

Requisition: CD0432/ CD0433

Division: Microbiology-Immunology

Note: This test will be referred out by the laboratory.

LIS Mnemonic: RO PNEUMO

---

### Pneumococcal Typing (Blood, CSF, Sterile site isolates)

Tube/Specimen: Blood, CSF, sterile site isolates.

Section: Management System\PLM\General\PLM Website\General\Test Catalogue\  
Doc#: 19453

Version: 160.0 Current

Effective Date: 9/6/2023

Page 176 of 234

The electronic copy that resides on the document control system is the valid document. Any paper document labeled **Uncontrolled** must be verified against the electronic version prior to use.

**Uncontrolled When Printed**



## PLM Laboratory Test Catalogue

Referred Out: National Microbiology Laboratory

Instructions: Shipped as Category B.

### **PNH** see Paroxysmal Nocturnal Hemoglobinuria

Division: Hematopathology – Flow Cytometry

### **PNP Antibodies** see Paraneoplastic Antibodies, Serum and Paraneoplastic Antibodies, CSF **PNP Antibodies, CSF**

Referred Out: In-Common Laboratories

### **PO4** see Phosphorus, Plasma

Division: Clinical Chemistry - Core

### **Polycythemia Vera** see Jak2 gene mutation

Division: Molecular Diagnostics

### **Polyoma PCR**

Tube/Specimen: One lavender stoppered 4.0 mL EDTA tube

Requisition: CD0002A/CD0002B

Division: Microbiology-Immunology

Shipping: Whole blood may be transported at 2 to 25°C if it will be received within 24 hours. If not, separate plasma by centrifugation at 3000g for 20 minutes and ship one 2 mL aliquot at 2 to 8°C.

LIS Mnemonic: POLY

### **Polysaccharide Screen** see Mucopolysaccharide Screen

Referred Out: In-Common Laboratories

### **Porphobilinogen Deaminase** **(ALA Dehydratase, Uro-1-Synthetase, Hydroxymethylbilane Synthase (Do Not Confuse with Hydroxymethylbilane Synthase Gene))**

Tube/Specimen: Dark green topped Lithium Heparin tube wrapped in foil to **protect from light** and a lavender topped EDTA tube.

Referred Out: In-Common Laboratories

Instructions: Send dark green topped heparinized tube wrapped in foil to the Referred-out bench; **Do Not Centrifuge!**  
Send lavender topped EDTA tube to Hematopathology – Core lab for a hematocrit.  
Do not freeze.  
Do not accession for non-Nova Scotia Health *Central Zone* Hospitals  
Send copy of requisition.

**Section:** Management System\PLM\General\PLM Website\General\Test Catalogue\  
**Doc#:** 19453

**Version:** 160.0 Current  
**Effective Date:** 9/6/2023  
Page 177 of 234

The electronic copy that resides on the document control system is the valid document. Any paper document labeled **Uncontrolled** must be verified against the electronic version prior to use.

**Uncontrolled When Printed**

## PLM Laboratory Test Catalogue

LIS Mnemonic: PBGD

### Porphyrins, Blood see Porphyrin Screen, Plasma

Referred Out: In-Common Laboratories

### Porphyrin Precursors, Random Urine or 24-Hour Urine (Do Not Confuse with PBGD)

Tube/Specimen: **Protect from light and refrigerate!**  
Random collection (preferred) using a mid-stream technique to eliminate bacterial contamination or 24-hour urine collection in a container with 5g Sodium Carbonate.

Referred Out: In-Common Laboratories

Instructions: Specimen required: 20 mL aliquot of well-mixed urine covered in foil to protect from light.  
Record the 'Original Container Type' on the requisition as Plain, Acid or Sodium Carbonate.  
Do not accession for non-Nova Scotia Health *Central Zone* Hospitals  
Send copy of requisition.

Stability: Refrigerated 2 days; frozen 1 month

Alternate Names: Delta-Aminolevulinic Acid  
Porphobilinogen

LIS Mnemonic: PBGRU  
PBG

### Porphyrin Screen, 24-Hour Urine

Tube/Specimen: 24-hour urine collection in container with 5g Sodium Carbonate  
**Protect from light and refrigerate during and after collection!**

Referred Out: In-Common Laboratories

Instructions: Specimen required: 20 mL aliquot of well-mixed urine covered in foil to protect from light.  
Record total volume.  
Record the 'Original Container Type' on the requisition as Plain, Acid or Sodium Carbonate.  
Preservative **MUST** be added, and sample frozen within 2 days of collection.  
Note: If "Porphyria screen" or "Porphyrin screen" is requested without specifying specimen type, a 24-hour urine Porphyrin Screen should be ordered.  
Do not accession for non-Nova Scotia Health *Central Zone* Hospitals  
Send copy of requisition.

Stability: Refrigerated 2 days; frozen 1 month (Apr 26/16)

LIS Mnemonic: PORPHS U

### Porphyrin Screen, Plasma

Tube/Specimen: Foil-covered Lavender topped EDTA tube.

Referred Out: In-Common Laboratories

Instructions: Centrifuge at room temperature and aliquot 2.0 mL plasma. Protect from light and **freeze immediately**. Avoid hemolysis.  
Store and send frozen.

**Section:** Management System\PLM\General\PLM Website\General\Test Catalogue\  
**Doc#:** 19453

**Version:** 160.0 Current  
**Effective Date:** 9/6/2023

Page 178 of 234

The electronic copy that resides on the document control system is the valid document. Any paper document labeled **Uncontrolled** must be verified against the electronic version prior to use.

**Uncontrolled When Printed**

## PLM Laboratory Test Catalogue

Note: If “Porphyrin screen” or “Porphyrin screen” is requested without specifying specimen type, a 24-hour urine Porphyrin Screen should be ordered.

Do not accession for non-Nova Scotia Health *Central Zone* Hospitals  
Send copy of requisition.

Stability: Frozen: 2 months

LIS Mnemonic: MISC REF

### Porphyrin Screen, Fecal

Tube/Specimen: 50g stool in a sterile container.  
**Protect from light!**

Referred Out: In-Common Laboratories

Instructions: **Freeze.**  
Do not accession for non-Nova Scotia Health *Central Zone* Hospitals  
Send copy of requisition.

LIS Mnemonic: ST Porph

### Post-BMT

**see Chimerism Analysis for BMT**

Division: Molecular Diagnostics

### Post-BMT recipient

**see Chimerism Analysis for BMT**

Division: Molecular Diagnostics

### Post Transfusion Purpura

Tube/Specimen: Seven (7.0 mL) Yellow topped ACD tubes or nine (4.5 mL) Light Blue topped Sodium Citrate tubes and one (10.0 mL) Red topped tube.

Referred Out: McMaster University HSC

Instructions: Send to Hematopathology Coagulation lab for processing.  
Do not accession for non-Nova Scotia Health *Central Zone* Hospitals

### Potassium, Fluids

Tube/Specimen: Miscellaneous Body Fluid: 10.0 mL Body Fluid collected in sterile plastic screw top tubes

Requisition: CD0002

Division: Clinical Chemistry - Core

Shipping: If sending specimen from outside QEII HSC, transport at room temperature.

LIS Mnemonic: BF K

### Potassium, Plasma

**see Electrolytes (Na, K), Plasma**

**Section:** Management System\PLM\General\PLM Website\General\Test Catalogue\  
**Doc#:** 19453

**Version:** 160.0 Current  
**Effective Date:** 9/6/2023

Page 179 of 234

The electronic copy that resides on the document control system is the valid document. Any paper document labeled **Uncontrolled** must be verified against the electronic version prior to use.

**Uncontrolled When Printed**

## PLM Laboratory Test Catalogue

Division: Clinical Chemistry - Core

---

### Potassium, Stool see Fecal Electrolytes

Referred Out: In-Common Laboratories

---

### Potassium, Random Urine or 24-Hour Urine

Tube/Specimen: Random collection using a mid-stream technique to eliminate bacterial contamination or 24-hour urine (preferred) collection in a plain container.

Requisition: CD0002

Division: Clinical Chemistry - Core

Instructions: Specimen required: 4 mL urine aliquot from well-mixed collection  
Record Total Volume of the 24-hour urine on both the aliquot and the requisition.  
Record the 'Original Container Type' on the requisition as Plain, Acid or Sodium Carbonate.

Stability: Room temperature for 1 day, 2 to 8°C (preferred) for 7 days and frozen for 2 weeks.

LIS Mnemonic: U24 K  
U K

---

### PRA see HLA Antibody Screening

Division: Hematopathology – Histocompatibility (HLA)

---

### PRA/LAS (Islet Transplant Program ONLY)

Tube/Specimen: Two 5.0 mL Red topped tubes.

Referred Out: University of Alberta

Instructions: **Do Not Accession.**  
Centrifuge 15 minutes at 3000 rpm.  
Aliquot all serum into plastic transport tube. Label with patient's full name, HCN and date and time of collection.  
**Freeze** at -20°C or lower (-70°C is preferred).

---

### PRAD1 see BCL1-IGH gene fusion

Division: Molecular Diagnostics

---

### Prealbumin, Serum

Tube/Specimen: Gold Stoppered 5.0 mL SST

Requisition: CD0002

Division: Clinical Chemistry - Core

Section: Management System\PLM\General\PLM Website\General\Test Catalogue\  
Doc#: 19453

Version: 160.0 Current  
Effective Date: 9/6/2023

Page 180 of 234

The electronic copy that resides on the document control system is the valid document. Any paper document labeled **Uncontrolled** must be verified against the electronic version prior to use.

**Uncontrolled When Printed**

## PLM Laboratory Test Catalogue

LIS Mnemonic: PREALB

---

**Pre-BMT donor** **see Chimerism Analysis for BMT**

Division: Molecular Diagnostics

---

**Pre-BMT recipient** **see Chimerism Analysis for BMT**

Division: Molecular Diagnostics

---

**Pregnancy, Urine** **Qualitative urine HCG (urine pregnancy) testing will no longer be offered as of Feb 4, 2019**

---

**Prekallikrein** **see Fletcher Factor**

Referred Out: Hamilton General Hospital

---

**PRENAT**

Tube/Specimen: Lavender topped EDTA tube.

Referred Out: IWK

Instructions: **Send directly to IWK** refrigerated. Do not send to Referred-out and Research bench.

LIS Mnemonic: PRENAT

---

**Primidone Level**

Tube/Specimen: Plain Red topped tube.

Referred Out: In-Common Laboratories

Instructions: Centrifuge at room temperature.  
Aliquot 0.5 mL of serum into a plastic vial. **Freeze.**  
Do not accession for non-Nova Scotia Health *Central Zone* Hospitals  
Send copy of requisition.

LIS Mnemonic: Prim

---

**Procainamide/NAPA Levels**

Tube/Specimen: Plain Red topped tube.

Referred Out: In-Common Laboratories

Instructions: Centrifuge at room temperature.  
Aliquot 1.0 mL of serum into a plastic vial. **Freeze.**  
Do not accession for non-Nova Scotia Health *Central Zone* Hospitals  
Send copy of requisition.

---

**Section:** Management System\PLM\General\PLM Website\General\Test Catalogue\  
**Doc#:** 19453

**Version:** 160.0 Current  
**Effective Date:** 9/6/2023  
Page 181 of 234


The electronic copy that resides on the document control system is the valid document. Any paper document labeled **Uncontrolled** must be verified against the electronic version prior to use.

**Uncontrolled When Printed**

LIS Mnemonic: Proc/NAPA

---

### Profile, AutoDiff

Tube/Specimen:  Lavender Stoppered 4.0 mL EDTA

Requisition: CD0002

Division: Hematopathology - Core

Comments: Testing includes automated differential, WBC count, hematocrit (HCT), hemoglobin (HB), platelet count, and RBC count.

Note: Differentials are automatically performed on every profile. If there are concerns then a manual differential will be performed.

LIS Mnemonic: CBC  
CBC Auto Diff  
CBC WAM  
Profile Auto Diff  
Profile, P

---

### Profile, AutoDiff with Citrate for Platelet

Tube/Specimen: Lavender Stoppered 4.0 mL EDTA **and** Light Blue Stoppered plastic 2.7 mL Sodium Citrate tubes; must be a full draw.

Requisition: CD0002 – write ‘Citrate for Platelet’ under ‘Other tests’

Division: Hematopathology – Core

Instructions: DO NOT CENTRIFUGE

Comments: Testing includes automated differential, WBC count, RBC count, hematocrit (HCT), hemoglobin (HB), and platelet count (result from Citrate, if needed).

Note: CBC with AutoDiff testing is completed on EDTA sample. If platelet clumping is present, the platelet count will be enumerated from the Citrate sample.

LIS Mnemonic: CITRATE

---

### Profile, Manual Differential

Tube/Specimen: Lavender Stoppered 4.0 mL EDTA

Requisition: CD0002


Division: Hematopathology – Microscopy

Comments: Testing includes CBC.

LIS Mnemonic: PM

---

### Profile, No Diff

Tube/Specimen:  Lavender Stoppered 4.0 mL EDTA

Requisition: CD0002

**Section:** Management System\PLM\General\PLM Website\General\Test Catalogue\  
**Doc#:** 19453

**Version:** 160.0 Current  
**Effective Date:** 9/6/2023  
Page 182 of 234

The electronic copy that resides on the document control system is the valid document. Any paper document labeled **Uncontrolled** must be verified against the electronic version prior to use.

**Uncontrolled When Printed**

## PLM Laboratory Test Catalogue

Division: Hematopathology - Core

Comments: **\*Request available for Nova Scotia Health Central Zone Inpatient Services and Clinics only\***  
Testing includes Hematocrit (HCT), Hemoglobin (HB), Platelet Count, Red Cell Count and WBC.

LIS Mnemonic: CBCND, CBC No Auto Diff, Profile No Diff, PND

---

### Progesterone

Tube/Specimen: Gold Stoppered 5.0 mL SST

Requisition: CD0002

Division: Clinical Chemistry - Core

Comments: This test must not be confused with 17-Hydroxyprogesterone.

Shipping: Separate serum within 5 hours of collection. Serum stable when removed from gel separator for 10 days at 2 to 8°C. Freeze and send frozen serum, if longer.  
Progesterone sample must be poured off from gel barrier primary SST tubes into an aliquot tube. Serum remaining in gel barrier SST tubes have shown decreases in progesterone levels.

LIS Mnemonic: PROG

---

### Proinsulin

Tube/Specimen: Gold Stoppered 5.0 mL SST  
Fasting is recommended by the testing site for best results, however not required.

Referred Out: In-Common Laboratories

Instructions: Centrifuge at 4°C.  
Aliquot 1.0 mL of serum into a plastic vial. Store and send frozen.  
Send copy of requisition.

LIS Mnemonic: Proinsulin

---

### Prolactin

Tube/Specimen: Gold Stoppered 5.0 mL SST

Requisition: CD0002

Division: Clinical Chemistry - Core

Shipping: Separate serum within 5 hours of collection. Serum stable for 7 days at 2 to 8°C. Freeze and send frozen serum, if longer.

LIS Mnemonic: PROL

---

### Prostatic Specific Antigen see PSA

Division: Clinical Chemistry - Core

---

### Protein C Activity

Tube/Specimen: Light Blue Stoppered 2.7 mL buffered NA (sodium) citrate, must be a full draw  
Requisition: CD0002  
Division: Hematopathology - Coagulation  
Referrals: Send 2 frozen aliquots of 1.0 mL platelet-poor plasma (see Coagulation Testing under Specimen Collection Information) in polypropylene vials (12x75).

---

### Protein Electrophoresis

Tube/Specimen: a) Nova Scotia Health Central Zone collection: Gold Stoppered 5.0 mL SST & Light Green 4.5 mL Lithium heparin and gel for plasma separation.  
OR  
b) Outside of Nova Scotia Health Central Zone collection: Gold Stoppered 5.0 mL SST **only**.  
Requisition: CD0002  
Division: Clinical Chemistry - Immunology  
Comments: Testing includes Total Protein and Protein Electrophoresis.  
Shipping: Outside of Nova Scotia Health Central Zone collection: Separate and send 2 frozen aliquots of serum from Gold stoppered 5.0 mL SST.  
**Do Not Send Frozen Plasma**  
Alternate Names: Electrophoresis of Protein

---

### Protein S (Free)

Tube/Specimen: Light Blue Stoppered 2.7 mL buffered NA (sodium) citrate, must be a full draw  
Requisition: CD0002  
Division: Hematopathology - Coagulation  
Referrals: Send 2 frozen aliquots of 1.0 mL platelet-poor plasma (see Coagulation Testing under Specimen Collection Information) in polypropylene vials (12x75).

---

### Protein Total, Fluids

Tube/Specimen: Submit only one of the following specimens:  
Spinal Fluid: 1.0 mL Spinal Fluid collected in sterile plastic screw top tube  
Miscellaneous Body Fluid: 10.0 mL Body Fluid collected in sterile plastic screw top tubes.  
Requisition: CD0002  
Division: Clinical Chemistry - Core  
Shipping: If sending specimen from outside QEII HSC, transport at room temperature.  
Alternate Names: TP  
LIS Mnemonic: CSF TP  
BF TP



---

### Protein Total, Plasma

Tube/Specimen: Light Green 4.5 mL Lithium heparin and gel for plasma separation

Requisition: CD0002

Division: Clinical Chemistry - Core

Instructions: Blood must be collected with minimum stasis.

Alternate Names: TP  
Total Protein

LIS Mnemonic: TP

---

### Protein Total, Random Urine or 24-Hour Urine

Tube/Specimen: Random collection using a mid-stream technique to eliminate bacterial contamination or 24-hour urine collection (preferred) in a plain container.

Requisition: CD0002

Division: Clinical Chemistry - Core

Instructions: Specimen required: 4 mL urine aliquot from well-mixed collection  
Record Total Volume of 24-hour urine on both the aliquot and the requisition.  
Record the 'Original Container Type' on the requisition as Plain, Acid or Sodium Carbonate.

Stability: Room temperature for 1 day, 2 to 8°C (preferred) for 7 days and frozen for 2 weeks.

Alternate Names: U PCR

LIS Mnemonic: U24 TP  
U PCR

---

### Prothrombin gene mutation

Tube/Specimen: 4.0 mL EDTA Lavender stoppered - One tube sufficient for both FV and PT mutation  
Peripheral blood: 1 tube, minimum volume 1 mL. Stability – 14 days at 4°C.  
Bone marrow: 1 tube, minimum volume 1 mL. Stability – 14 days at 4°C.  
Tissue: Send in saline at 4°C, or frozen on dry ice. Stability – 12 hours in saline at 4°C, or 7 days frozen.  
DNA: Stability – 3 months at 4°C or frozen.

Requisition: CD0046 or CD2573

Division: Molecular Diagnostics

Instructions: Blood/bone marrow must be kept at 4°C, accompanied by requisition.  
If multiple Molecular Diagnostics tests are ordered, only 2 tubes of peripheral blood or 1 tube of bone marrow are necessary.  
As per hereditary thrombophilia best practice testing guidelines, Prothrombin gene mutation testing is restricted to hematologists, medical geneticists, neurologists, and general internists for both adult and pediatric populations.

Alternate Names: PT 20210 mutation

LIS Mnemonic: 2LAVDNA

## PLM Laboratory Test Catalogue

### Prothrombin Time

see INR (PT)

Division: Hematopathology - Core

---

### Protoporphyrin, Erythrocyte/Free (Do Not Confuse with Zinc Protoporphyrins)

Tube/Specimen: Two Lavender topped EDTA tubes. **Protect from light!**

Referred Out: In-Common Laboratories

Instructions: **Do Not Centrifuge!**  
Send one lavender topped tube to Hematopathology – Core lab for CBC; Hematocrit result required.  
Refrigerate.  
Send copy of requisition.

Stability: Whole blood refrigerated – 2 weeks; frozen – 2 months.

LIS Mnemonic: MISC REF & CBC

---

### Protriptyline Level

Tube/Specimen: Plain red topped tube.

Referred Out: In-Common Laboratories

Instructions: Centrifuge at room temperature.  
Aliquot serum into plastic vial and **freeze**.  
Do not accession for non-Nova Scotia Health *Central Zone* Hospitals  
Send copy of requisition.

Note: Royal Blue Trace Element SERUM tube (BD368380) and lavender topped EDTA plasma tubes also acceptable. Indicate sample type on aliquot tube.

LIS Mnemonic: PROTR

---

### Proviral HIV DNA V3 Genotyping

Tube/Specimen: 4.0 mL Lavender topped EDTA tube.

Referred Out: BC Centre for Excellence

Requisition: CD0432/CD0433

Shipping: Whole blood may be transported at 2 to 25°C to be received within 24 hours. **Do not centrifuge specimen!**

LIS Mnemonic: RO HIVPROVIRAL

---

### Prozac

see Fluoxetine Level

Referred Out: In-Common Laboratories

---

### PSA

Tube/Specimen: Gold Stoppered 5.0 mL SST

Section: Management System\PLM\General\PLM Website\General\Test Catalogue\  
Doc#: 19453

Version: 160.0 Current

Effective Date: 9/6/2023

Page 186 of 234

The electronic copy that resides on the document control system is the valid document. Any paper document labeled **Uncontrolled** must be verified against the electronic version prior to use.

**Uncontrolled When Printed**

## PLM Laboratory Test Catalogue

Requisition: CD0002  
 Division: Clinical Chemistry - Core  
 Shipping: Separate serum within 5 hours of collection. Serum stable for 24 hours at 2 to 8°C. Freeze and send frozen serum, if longer.  
 Alternate Names: Prostate Specific Antigen  
 LIS Mnemonic: PSA

---

### PSA, Free

Tube/Specimen: Gold Stoppered 5.0 mL SST  
 Requisition: CD0002  
 Division: Clinical Chemistry - Core  
 Shipping: Separate serum within 5 hours of collection. Serum stable for 24 hours at 2 to 8°C. Freeze and send frozen serum, if longer. Include age of patient.  
 Alternate Names: Free Prostate Specific Antigen  
 LIS Mnemonic: FPSA

---

### Pseudocholinesterase see Acetylcholinesterase, Plasma

Division: Clinical Chemistry – Core

---

### Pseudocholinesterase Phenotyping see Cholinesterase Phenotyping

Referred Out: In-Common Laboratories

---

### PT see INR (PT)

Division: Hematopathology - Core

---

### PT 20210 mutation see Prothrombin Gene Mutation

Division: Molecular Diagnostics

---

### PT 50% Mix

Tube/Specimen: Light Blue Stoppered 2.7 mL buffered NA (sodium) citrate, must be a full draw  
 Requisition: CD0002  
 Division: Hematopathology - Coagulation  
 Instructions: This test is done only when the INR (PT) is abnormal.

---

## PLM Laboratory Test Catalogue

### PTH Intact

see Parathyroid Hormone Intact

Division: Clinical Chemistry - Core

---

### PTH Related Peptide

Tube/Specimen: Green topped Sodium Heparin tube, BD#366480. Lithium Heparin tubes are **NOT** acceptable.

Referred Out: In-Common Laboratories

Instructions: Centrifuge at room temperature.  
Aliquot 1.0 mL plasma into plastic vial and **freeze at once**.  
Record primary tube type (i.e. Sodium Heparin) on the aliquot label.  
Do not accession for non-Nova Scotia Health *Central Zone* Hospitals  
Send copy of requisition.

Stability: Room temperature and refrigerated – 7 days; frozen – 28 days.

LIS Mnemonic: PTHRP

---

### PTP Antibody Testing

see Post Transfusion Purpura

Referred Out: McMaster University HSC

---

### PTT

Tube/Specimen: Light Blue Stoppered 2.7 mL buffered NA (sodium) citrate, must be a full draw

Requisition: CD0002

Division: Hematopathology - Core

Instructions: Indicate on requisition if patient is on any anticoagulants.

Alternate Names: Partial Thromboplastin Time

---

### PTT 50% Mix

Tube/Specimen: Light Blue Stoppered 2.7 mL buffered NA (sodium) citrate, must be a full draw

Requisition: CD0002

Division: Hematopathology - Coagulation

Instructions: This test is done only when the PTT is abnormal.

---

### PTT Dade

Tube/Specimen: Light Blue Stoppered 2.7 mL buffered NA (sodium) citrate, must be a full draw

Requisition: CD0002

Division: Hematopathology - Coagulation

Referrals: Send 2 frozen aliquots of 1.0 mL platelet-poor plasma (see Coagulation Testing under Specimen Collection Information) in polypropylene

**Section:** Management System\PLM\General\PLM Website\General\Test Catalogue\  
**Doc#:** 19453

**Version:** 160.0 Current  
**Effective Date:** 9/6/2023

Page 188 of 234

The electronic copy that resides on the document control system is the valid document. Any paper document labeled **Uncontrolled** must be verified against the electronic version prior to use.

**Uncontrolled When Printed**

## PLM Laboratory Test Catalogue

vials (12x75).

Alternate Names: DADE

**Pyridoxal Phosphate**  
**Pyridoxic Acid**  
**Pyridoxine**

**see Vitamin B6 Level**

Referred Out: In-Common Laboratories

**Pyruvate**  
**(Do Not Confuse with Pyruvate Kinase)**

Tube/Specimen: **Collectors MUST call Clinical Chemistry (VG 473-4340; HI 473-4843) for instructions prior to collection.**  
Samples must be collected at QEII and received at either the HI Stat Lab or VG Core Lab **within 30 minutes of collection.**  
Green topped Lithium Heparin whole blood tube. **Place on ice!**

Referred Out: In-Common Laboratories

Instructions: Clinical Chemistry must make a filtrate from the sample before sending it to the Referred-out bench; untreated samples are not suitable for analysis.  
**Freeze:** if the specimen thaws, it is not suitable for analysis.  
Do not accession for non-Nova Scotia Health *Central Zone* Hospitals  
Send copy of requisition.

LIS Mnemonic: Pyruvate

**Pyruvate Kinase, Whole Blood**

Tube/Specimen: Yellow topped ACD tube. **Keep refrigerated!**

Referred Out: Mayo Medical Laboratories

Instructions: 6.0 mL Lavender topped EDTA tube is also acceptable.  
Do not accession for non-Nova Scotia Health *Central Zone* Hospitals  
Send copy of requisition.

Stability: Refrigerated – up to 20 days.

LIS Mnemonic: Pyr Kin

**Q-Fever**

Tube/Specimen: Gold Stoppered 5.0 mL SST

Requisition: CD0432/ CD0433

Division: Microbiology-Immunology

Comments: This test will be referred out to the laboratory.

Alternate Names: Coxiella Burnetii

LIS Mnemonic: RO QFEVER

---

**QBCRA – Mutation Analysis****see Next Generation Sequencing-Myeloid Panel**

Division: Molecular Diagnostics

---

**QuantiFERON®-TB Gold****see IGRA**

Referred Out: St. John Regional Hospital

---

**Quantitative BCR/abl****see BCR-ABL gene fusion**

Division: Molecular Diagnostics

---

**Quinidine Level**

Tube/Specimen: Plain Red topped tube.

Referred Out: In-Common Laboratories

Instructions: Centrifuge at room temperature.  
Aliquot 1.0 mL of serum into a plastic vial.  
Send copy of requisition.

LIS Mnemonic: Quinid

---

**RA Titre****see Rheumatoid Factor**

Division: Clinical Chemistry - Core

---

**Rabies Immunity**

Tube/Specimen: Gold Stoppered 5.0 mL SST

Requisition: CD0432/ CD0433

Division: Microbiology-Immunology

Instructions: Clinical data should be indicated on the requisition.

Note: This test will be referred out by the laboratory.

LIS Mnemonic: RO RABIES

---

**Rapamycin****see Sirolimus**

Division: Clinical Chemistry - Toxicology

---

**RAR alpha****see PML-RAR gene fusion**

Division: Molecular Diagnostics

## PLM Laboratory Test Catalogue

---

### RARa

see PML – RAR gene fusion

Division: Molecular Diagnostics

---

### RAST Tests (Allergy Testing)

Tube/Specimen: Gold topped SST tube. **A copy of the RAST requisition MUST accompany the specimen.**

Referred Out: IWK

Instructions: Centrifuge at room temperature.  
Aliquot at least 2.0 mL of serum into a plastic vial.  
**A copy of the RAST requisition MUST accompany the specimen.**  
**Do Not Freeze.**  
Do not accession for non-Nova Scotia Health *Central Zone* Hospitals; send directly to IWK lab.

LIS Mnemonic: RAST Tests

---

### RBC Folate

see Folate, Red Blood Cell

Division: Clinical Chemistry - Core

---

### RBC (Red Blood Cell) Mineral Analysis (Do Not Confuse with Trace Elements)

Tube/Specimen: Two Royal Blue topped Potassium EDTA tubes (BD368381) provided in the Doctor's Data kit.  
Collect with 22 gauge needle or greater.  
**Patient must complete credit card information on Doctor's Data requisition inside kit. A receipt will be sent to the patient from Doctor's Data.**  
If kits are not available, call the Referred-out bench at 902-473-7237 to have some sent.

Referred Out: Doctor's Data

Instructions: Centrifuge at room temperature for 20 minutes.  
Remove the plasma and buffy coat and discard. Leave the cells in the bottom of the tubes and reseal with original caps and parafilm.  
**Minimum 2 mL of cells required.**  
Refrigerate until shipment. **Do not freeze!**  
Do not accession for non-Nova Scotia Health *Central Zone* Hospitals

LIS Mnemonic: RBC MA

---

### Reagin Screen Test

see Syphilis Serology

Division: Virology-Immunology

---

### Red Blood Cell Folate

see Folate, Red Cell

Division: Clinical Chemistry - Core

---

### Red Cell Count

see Profile

Division: Hematopathology – Core

**Section:** Management System\PLM\General\PLM Website\General\Test Catalogue\  
**Doc#:** 19453

**Version:** 160.0 Current  
**Effective Date:** 9/6/2023

Page 191 of 234

The electronic copy that resides on the document control system is the valid document. Any paper document labeled **Uncontrolled** must be verified against the electronic version prior to use.

**Uncontrolled When Printed**

---

### Red Cell Folate

see Folate Red Cell

Division: Clinical Chemistry – Core

---

### Red Cell Survival

Division: Molecular Diagnostics

Comments: This determination is done by Nuclear Medicine. Phone 902-473-7510 to make arrangements.

---

### Reducing Substances, Stool

Tube/Specimen: 3g of random, loose stool.

Referred Out: Mayo Medical Laboratories

Instructions: **Freeze immediately!**  
Do not accession for non-Nova Scotia Health *Central Zone* Hospitals  
Send copy of requisition.

Note: Specimens from timed collections (24, 48, and 72 hour) or formed stool are not acceptable.

Stability: Frozen – 7 days

LIS Mnemonic: ST Reduce

---

### Reptilase Test

Tube/Specimen: Light blue topped Sodium Citrate tube.


Referred Out: Hamilton General Hospital

Instructions: Send to Hematopathology Coagulation lab for processing.

LIS Mnemonic: REPTILASE

---

### Reticulocyte Count

Tube/Specimen:  Lavender Stoppered 4.0 mL EDTA

Requisition: CD0002

Division: Hematopathology - Core

Comments: Profile must be ordered with test.

---

### Retinoic Acid Receptor

see PML-RAR gene fusion

Division: Molecular Diagnostics

---

### Retinoic Acid Receptor Alpha

see PML – RAR gene fusion



## PLM Laboratory Test Catalogue

Division: Molecular Diagnostics

---

### **Retinol** **see Vitamin A**

Referred Out: In-Common Laboratories

---

### **Reverse T3 (Reverse Triiodothyronine, RT3, T3 Reverse)**

Tube/Specimen: Gold topped SST tube.

Referred Out: In-Common Laboratories

Instructions: Aliquot 2.0 mL serum. **Freeze.**  
Do not accession for non-Nova Scotia Health *Central Zone* Hospitals  
Send copy of requisition.

Stability: Frozen - 28 days; room temperature/refrigerated - 7 days.

LIS Mnemonic: REVT3

---

### **RF Quantitative** **see Rheumatoid Factor, Quantitative**

Division: Clinical Chemistry - Core

---

### **Rheumatoid Factor, Quantitative**

Tube/Specimen: Gold Stoppered 5.0 mL SST

Requisition: CD0002

Division: Clinical Chemistry - Core

Instructions: Separate serum within 5 hours of collection.

Stability: Serum stable for 2 days at 2 to 8°C. Freeze and send serum frozen, if longer.

Alternate Names: RF Quantitative

LIS Mnemonic: RFQ

---

### **Riboflavin** **see Vitamin B2**

Referred Out: In-Common Laboratories

---

### **Rickettsia**

Tube/Specimen: Gold Stoppered 5.0 mL SST tube

Requisition: CD0002A/CD0002B

Division: Microbiology-Immunology

Instructions: Clinical data should be indicated on the requisition. Indicate specific test request (spotted fever or typhus group).

**Section:** Management System\PLM\General\PLM Website\General\Test Catalogue\  
**Doc#:** 19453

**Version:** 160.0 Current  
**Effective Date:** 9/6/2023

Page 193 of 234

The electronic copy that resides on the document control system is the valid document. Any paper document labeled **Uncontrolled** must be verified against the electronic version prior to use.

**Uncontrolled When Printed**

## PLM Laboratory Test Catalogue

Note: This test will be referred out by the laboratory.

LIS Mnemonic: RO ROSER

---

**Rivotril** see **Clonazepam**

Referred Out: In-Common Laboratories

---

**RNP** see **Anti-Nuclear Antibody (ANA)**

Division: Immunopathology

---

**RO** see **Anti-Nuclear Antibody (ANA)**

Division: Immunopathology

---

**ROS1 FISH**

Tube/Specimen: Tissue in paraffin block

Requisition: CD2573

Division: Molecular Diagnostics

Instructions: To be ordered only by a Nova Scotia Health Central Zone pathologist.

---

**Routine typing of Haemophilus influenza**  
**(From sterile sites or questionable outbreaks)**

Tube/Specimen: Isolate, typing

Referred Out: IWK

Instructions: Porter service for delivery.  
Shipped as Category B.

---

**RPR** see **Syphilis Serology**

Division: Virology-Immunology

---

**RST** see **Syphilis Serology**

Division: Virology-Immunology

---

**Rubella**

Tube/Specimen: Gold Stoppered 5.0 mL SST

Requisition: CD0002A/ CD0002B

**Section:** Management System\PLM\General\PLM Website\General\Test Catalogue\  
**Doc#:** 19453

**Version:** 160.0 Current  
**Effective Date:** 9/6/2023

Page 194 of 234

The electronic copy that resides on the document control system is the valid document. Any paper document labeled **Uncontrolled** must be verified against the electronic version prior to use.

**Uncontrolled When Printed**

## PLM Laboratory Test Catalogue

Division: Virology-Immunology  
Note: Indicate on requisition whether immune status (IgG) or recent infection (IgM) is required.  
LIS Mnemonic: RUBG (IgG)  
RUBM (IgM)

---

### **Rubeola** **see Measles Antibody**

Division: Virology-Immunology

---

### **Saccharomyces cer. Antibodies** **S. cerevisiae Antibodies**

Tube/Specimen: Gold topped SST tube.  
Referred Out: In-Common Laboratories  
Instructions: Centrifuge at room temperature.  
Aliquot at least 1.0 mL serum and refrigerate.  
Do not accession for non-Nova Scotia Health *Central Zone* Hospitals  
Send copy of requisition.  
Stability: Refrigerated – 1 week.  
LIS Mnemonic: ASCA

---

### **Salicylates**

Tube/Specimen: Plain Red Tube 6 or 10 mL  
Requisition: CD0002  
Division: Clinical Chemistry - Core  
LIS Mnemonic: SAL

---

### **Sandimmune IV** **see Cyclosporine**

Division: Clinical Chemistry - Toxicology

---

### **Schillings Test**

Division: Molecular Diagnostics  
Comments: Patient is sent to Nuclear Medicine 3rd Floor, ACC Building.

---

### **Schistosomiasis-IFA**

Tube/Specimen: Gold Stoppered 5.0 mL SST  
Requisition: QE 7125  
**Section:** Management System\PLM\General\PLM Website\General\Test Catalogue\  
**Doc#:** 19453

**Version:** 160.0 Current  
**Effective Date:** 9/6/2023  
Page 195 of 234

## PLM Laboratory Test Catalogue

Division: Virology-Immunology  
Instructions: Clinical data should be indicated on the requisition. Refer to "Microbiology User's Manual" for collection procedures.  
Note: This test will be referred out by the laboratory.  
LIS Mnemonic: RO SCHISTO

---

### SCL-70 see Anti-Nuclear Antibody (ANA)

Division: Immunopathology

---

### Sedimentation Rate see ESR

Division: Hematopathology - Core

---

### Selenium Level

Tube/Specimen: Royal Blue topped Trace Element K2 EDTA tube (BD368381).  
Referred Out: In-Common Laboratories  
Instructions: **Centrifuge ASAP!**  
Aliquot 3.0 mL plasma into plastic transfer vial. **Freeze at once!**  
Do not accession for non-Nova Scotia Health *Central Zone* Hospitals  
Send copy of requisition.  
Utilization: Plasma selenium is used for potential nutritional deficiency.  
Stability: 20 days at room temperature and 14 months at 2 to 8° C or frozen.  
LIS Mnemonic: Selenium

---

### Sequencing

Tube/Specimen: Attenuated organism.  
Referred Out: Molecular Cloning Laboratories (MCLAB)  
Instructions: Shipped as Exempt Human Specimen

---

### Serotonin Level

Tube/Specimen: Gold topped SST tube.  
Referred Out: In-Common Laboratories  
Instructions: Centrifuge at room temperature.  
Aliquot 1.0 mL serum and **freeze ASAP!**  
A low tryptophan diet is recommended for 48 hours prior to collection.  
During this period, patient must abstain from avocados, bananas, coffee, plums, pineapple, tomatoes, walnuts, hickory nut, Mollusks, eggplant, and medications such as aspirin, corticotropins, MAO inhibitors, phenacetin, catecholamines, reserpine and nicotine.  
Do not accession for non-Nova Scotia Health *Central Zone* Hospitals.

Section: Management System\PLM\General\PLM Website\General\Test Catalogue\  
Doc#: 19453

Version: 160.0 Current  
Effective Date: 9/6/2023  
Page 196 of 234

The electronic copy that resides on the document control system is the valid document. Any paper document labeled **Uncontrolled** must be verified against the electronic version prior to use.

**Uncontrolled When Printed**

## PLM Laboratory Test Catalogue

Send copy of requisition.

Stability: Room temperature 48 hours, refrigerated 1 month, frozen 3 months.

LIS Mnemonic: Serotonin

### Serotonin, 24 Hour Urine

Tube/Specimen: 24-hour urine collected in a container with 30 mL 6N HCL as a preservative. Do Not Use Boric acid.

Referred Out: In-Common Laboratories

Instructions Specimen required: 10 mL urine from a well-mixed collection.  
Record Total Volume of 24-hour urine on both the aliquot and the requisition.  
Record the 'Original Container Type' on the requisition as Plain, Acid or Sodium Carbonate.  
A low tryptophan diet is recommended for 48 hours prior to collection.  
During this period, patient must abstain from avocados, bananas, coffee, plums, pineapple, tomatoes, walnuts, hickory nut, Mollusks, eggplant and medications such as aspirin, corticotropins, MAO inhibitors, phenacetin, catecholamines, reserpine and nicotine.  
Do not accession for non-Nova Scotia Health *Central Zone* Hospitals  
Send copy of requisition.

Stability: Room temperature 48 hours, refrigerated 1 month, frozen 3 months.

LIS Mnemonic: U24 SERO

### Serum Folate

see Folate Serum

Division: Clinical Chemistry - Core

### Sex Hormone Binding Globulin

Tube/Specimen: Gold Stoppered 5.0 mL SST

Requisition: CD0002

Division: Clinical Chemistry - Core

Shipping: Separate serum within 5 hours of collection. Serum stable for 8 days at 2 to 8°C. Freeze and send frozen serum, if longer.

LIS Mnemonic: SHBG LEVEL

### Sezary Cells

Tube/Specimen: Lavender Stoppered 4.0 mL EDTA

Requisition: CD0002

Division: Hematopathology – Microscopy

Comments: Analysis must include a CBC, Auto Differential, and Manual Differential.

### SGOT, Plasma

see Aspartate Aminotransferase (AST), Plasma

Division: Clinical Chemistry - Core

Section: Management System\PLM\General\PLM Website\General\Test Catalogue\  
Doc#: 19453

Version: 160.0 Current  
Effective Date: 9/6/2023  
Page 197 of 234

The electronic copy that resides on the document control system is the valid document. Any paper document labeled **Uncontrolled** must be verified against the electronic version prior to use.

**Uncontrolled When Printed**

## PLM Laboratory Test Catalogue

---

### SGPT, Plasma

see Alanine Aminotransferase (ALT), Plasma

Division: Clinical Chemistry - Core

---

### SHM

see IGHV Somatic Hypermutation

Division: Molecular Diagnostics

---

### Short Tandem Repeats (STR)

see Chimerism Analysis for BMT

Division: Molecular Diagnostics

---

### Sickle Cell Screen

Tube/Specimen: Lavender Stoppered 4.0 mL EDTA

Requisition: CD0002

Division: Hematopathology - Core

---


### Sinequan

see Doxepin Level

Referred Out: In-Common Laboratories

---

### Sirolimus

Tube/Specimen:  Lavender Stoppered 4.0 mL EDTA

Requisition: CD0002

Division: Clinical Chemistry - Toxicology

Instructions: Results are available same day for specimens received by 1200. This determination can be done on micro samples when necessary.

Comments: Pre-dose specimen is required.

Shipping: Specimens can be stored at 2 to 8°C for 24 hours; if over 24 hours, mix whole blood, transfer to a plastic tube, freeze and send frozen whole blood on dry ice.

Alternate Names: Rapamycin

LIS Mnemonic: SIRO

---

### Skin Basement Membrane Ab

see Anti-Pemphigoid Antibody

Division: Immunopathology

---

### SM

see Anti-Nuclear Antibody (ANA)

Section: Management System\PLM\General\PLM Website\General\Test Catalogue\  
Doc#: 19453

Version: 160.0 Current

Effective Date: 9/6/2023

Page 198 of 234

The electronic copy that resides on the document control system is the valid document. Any paper document labeled **Uncontrolled** must be verified against the electronic version prior to use.

**Uncontrolled When Printed**

## PLM Laboratory Test Catalogue

Division: Immunopathology

### Sodium, Fluids

Tube/Specimen: Submit only one of the following specimens:  
 10.0 mL Dialysate Fluid collected in sterile plastic screw top tubes.  
 Miscellaneous Body Fluid: 10.0 mL Body Fluid collected in sterile plastic screw top tubes

Requisition: CD0002

Division: Clinical Chemistry - Core

Shipping: If sending specimen from outside QEII HSC, transport at room temperature.

LIS Mnemonic: DF NA  
 BF NA

### Sodium, Plasma

see Electrolytes (Na, K), Plasma

Division: Clinical Chemistry - Core

### Sodium, Stool

see Fecal Electrolytes

Referred Out: In-Common Laboratories

### Sodium, Random Urine or 24-Hour Urine

Tube/Specimen: Random collection using a mid-stream technique to eliminate bacterial contamination or 24-hour urine collection (preferred) in a plain container.

Requisition: CD0002

Division: Clinical Chemistry - Core

Instructions: Specimen required: 4 mL urine aliquot from well-mixed collection.  
 Record Total Volume of 24-hour urine on both the aliquot and the requisition.  
 Record the 'Original Container Type' on the requisition as Plain, Acid or Sodium Carbonate.

Stability: Room temperature for 1 day, 2 to 8°C (preferred) for 7 days and frozen for 2 weeks.

LIS Mnemonic: U24 NA  
 U NA

### Somatic BRCA mutation in ovarian tumor

Tube/Specimen: Tissue in paraffin block

Requisition: CD0046 or CD2573

Division: Molecular Diagnostics

Instructions: To be ordered only by a Nova Scotia Health Central Zone pathologist.

Alternate names: BRCA 1/2 in ovarian cancer

Section: Management System\PLM\General\PLM Website\General\Test Catalogue\  
 Doc#: 19453

Version: 160.0 Current  
 Effective Date: 9/6/2023  
 Page 199 of 234

The electronic copy that resides on the document control system is the valid document. Any paper document labeled **Uncontrolled** must be verified against the electronic version prior to use.

**Uncontrolled When Printed**

## PLM Laboratory Test Catalogue

LIS mnemonic: 2LAVDNA

---

### **Somatic hypermutation** **see IGHV Somatic Hypermutation**

Division: Molecular Diagnostics

---

### **Somatomedin-C** **see Insulin Like Growth Factor-1**

Division: Clinical Chemistry - Core

---

### **Specific Gravity, Fluid**

Tube/Specimen: 10.0 mL Body Fluid collected in sterile plastic screw top tubes  
Requisition: CD0002  
Division: Clinical Chemistry - Core  
Shipping: If sending specimen from outside QEII HSC, transport at room temperature.  
LIS Mnemonic: BF SG

---

### **Specific Gravity, Random Urine**

Tube/Specimen: Random collection using a mid-stream technique to eliminate bacterial contamination in a plain container.  
Requisition: CD0002  
Division: Clinical Chemistry - Core  
Instructions: Specimen required: 4 mL urine aliquot from well-mixed collection  
Stability: Room temperature for 1 day, 2 to 8°C (preferred) for 7 days and frozen for 2 weeks.  
LIS Mnemonic: U SG

---

### **Spinal Fluid** **see specific test for instructions.**

Division: Hematopathology - Core

---

### **Spinal Fluid Lactate** **see Lactate, Spinal Fluid**

Referred Out: In-Common Laboratories

---

### **SSA** **see Anti-Nuclear Antibody (ANA)**

Division: Immunopathology

---

### **SSB/LA** **see Anti-Nuclear AB (ANA)**

Section: Management System\PLM\General\PLM Website\General\Test Catalogue\  
Doc#: 19453

Version: 160.0 Current  
Effective Date: 9/6/2023  
Page 200 of 234

The electronic copy that resides on the document control system is the valid document. Any paper document labeled **Uncontrolled** must be verified against the electronic version prior to use.

**Uncontrolled When Printed**



## PLM Laboratory Test Catalogue

Division: Immunopathology

**ST OB** see **Occult Blood, Stool**

Division: Clinical Chemistry - Core

### **Stem Cell Enumeration – Peripheral Blood, Apheresis Product and BM Harvest**

Tube/Specimen: Lavender Stoppered 4.0 mL EDTA

Requisition: CD0002C

Division: Hematopathology - HLA

Instructions: Specimens should be received within 30 minutes or less after collection to ensure optimal results.  
 The HLA laboratory (902-473-7841) should be notified in advance when requesting this test.  
 The volume of product collected is required on the requisition (exception; Peripheral Blood).  
 Unrelated Donor (MUD) specimens arriving after 16:00 hours are to be stored at 4°C overnight and will be tested the following day.  
 The requisition must accompany the specimen to the Flow laboratory.

Shipping: Maintain specimen at room temperature.

Alternate Name: CD34 TESTING

LIS Mnemonic: Peripheral Blood – CD34 PRE  
 Apheresis Product – CD34 HARV

**Stone** see **Calculus Analysis**

Referred Out: In-Common Laboratories

**Stool Chloride** see **Fecal Chloride**

Referred Out: In-Common Laboratories

**Stool Electrolytes** see **Fecal Electrolytes**

Referred Out: In-Common Laboratories

**Stool Fat** see **Fat, Fecal**

Referred Out: In-Common Laboratories

**Stool for Calprotectin** see **Calprotectin, Fecal**

Referred Out: In-Common Laboratories

**STR** see **Chimerism Analysis for BMT**

Division: Molecular Diagnostics

**Section:** Management System\PLM\General\PLM Website\General\Test Catalogue\  
**Doc#:** 19453

**Version:** 160.0 Current

**Effective Date:** 9/6/2023

Page 201 of 234

The electronic copy that resides on the document control system is the valid document. Any paper document labeled **Uncontrolled** must be verified against the electronic version prior to use.

**Uncontrolled When Printed**

---

### Streptococcus, Group B

Tube/Specimen: Vaginal or rectal swabs for culture  
Referred Out: IWK  
Instructions: Shipped as Biological Substance Category B.

---

### Strongyloidiasis Serology

Tube/Specimen: Gold Stoppered 5.0 mL SST  
Requisition: CD0432/ CD0433  
Division: Microbiology-Immunology  
Instructions: Clinical data should be indicated on the requisition.  
Note: This test will be referred out by the laboratory.  
LIS Mnemonic: RO STRONG

---

### Sugar PC

see Glucose PC, Plasma

Division: Clinical Chemistry - Core

---

### Sulfonylurea

Tube/Specimen: Random urine; keep refrigerated.  
Referred Out: Mayo Medical Laboratories  
Instructions: Do not accession for non-Nova Scotia Health *Central Zone* Hospitals  
Send copy of requisition.  
Stability: Refrigerated – 14 days; freeze sample before sending.  
LIS Mnemonic: FSLFU

---

### Surmontil

see Trimipramine Level

Referred Out: In-Common Laboratories

---

### Synovial Analysis

Tube/Specimen: Synovial Fluid  
Requisition: CD0002  
Division: Hematopathology - Core  
Instructions: Amount required: 5 mL aliquot of synovial fluid collected in lavender stoppered 4.0 mL EDTA tube.

Section: Management System\PLM\General\PLM Website\General\Test Catalogue\  
Doc#: 19453

Version: 160.0 Current  
Effective Date: 9/6/2023  
Page 202 of 234

The electronic copy that resides on the document control system is the valid document. Any paper document labeled **Uncontrolled** must be verified against the electronic version prior to use.

**Uncontrolled When Printed**

## PLM Laboratory Test Catalogue

Comments: Indicate on requisition the site of aspiration and which test is requested. Options for testing include Gram Stain, Cell Count, and Crystals. Tests that are not individually requested will not be performed. Send immediately to Laboratory Client Support Services, 1<sup>st</sup> floor Mackenzie Building.  
Should be processed within 4 hours of collection.

Alternate Names: Joint Fluid

LIS Mnemonic: SF CT  
SF CRY  
ED SYNOVIAL [Emergency department careset]

### Syphilis Serology

Tube/Specimen: Gold Stoppered 5.0 mL SST

Requisition: CD0002A/ CD0002B

Division: Virology-Immunology

Alternate Names: RPR  
MHA – TP  
RST  
Reagin Screen Test  
VDRL  
TPPA

LIS Mnemonic: SYPH

**t(11:14)** see **BCL1-IGH gene fusion**

Division: Molecular Diagnostics

**t(14:18)** see **BCL2-IGH gene fusion**

Division: Molecular Diagnostics

**T(15:17)** see **PML-RAR gene fusion**

Division: Molecular Diagnostics

**t(2:5)** see **ALK-NPM gene fusion**

Division: Molecular Diagnostics

**t(4:11)** see **AF4-MLL gene fusion**

Division: Molecular Diagnostics

**t(8:21)** see **AML1-ETO gene fusion**

Division: Molecular Diagnostics

Section: Management System\PLM\General\PLM Website\General\Test Catalogue\  
Doc#: 19453

Version: 160.0 Current  
Effective Date: 9/6/2023  
Page 203 of 234

The electronic copy that resides on the document control system is the valid document. Any paper document labeled **Uncontrolled** must be verified against the electronic version prior to use.

**Uncontrolled When Printed**

---

### T3, Free

Tube/Specimen: Gold Stoppered 5.0 mL SST  
Requisition: CD0002  
Division: Clinical Chemistry - Core  
Shipping: Separate serum within 5 hours of collection. Serum stable for 6 days at 2 to 8°C. Freeze and send frozen serum, if longer  
Alternate Names: Free Triiodothyronine  
LIS Mnemonic: FT3  
T3 FREE

---

### T4, Free

see Thyroxine, Free

Division: Clinical Chemistry - Core

---

### T790M

see Circulating Tumor DNA

Division: Molecular Diagnostics

---

### TAB (MA)

see Anti-Thyroid Peroxidase Antibodies

Division: Clinical Chemistry - Core

---

### TAB (TA)

see Anti-Thyroglobulin Antibodies

Division: Clinical Chemistry - Core

---

### Tacro

see FK 506

Division: Clinical Chemistry - Toxicology

---

### Tacrolimus

see FK 506

Division: Clinical Chemistry - Toxicology

---

### Taeniasis

Tube/Specimen: Gold Stoppered 5.0 mL SST  
Requisition: QE 7125  
Division: Virology-Immunology  
Instructions: Clinical data should be indicated on the requisition.  
Note: This test will be referred out by the laboratory.

Section: Management System\PLM\General\PLM Website\General\Test Catalogue\  
Doc#: 19453

Version: 160.0 Current  
Effective Date: 9/6/2023  
Page 204 of 234

The electronic copy that resides on the document control system is the valid document. Any paper document labeled **Uncontrolled** must be verified against the electronic version prior to use.

**Uncontrolled When Printed**

## PLM Laboratory Test Catalogue

---

### T Cell Subsets

Tube/Specimen: Lavender stoppered 4.0 mL EDTA

Requisition: CD0002C

Division: Hematopathology - Flow Cytometry

Instructions: This test is offered Monday to Friday except Holidays. Blood must arrive in the Flow Cytometry lab within 24 hours of collection and by 14:00 hours on Friday (or the day before a holiday).  
The requisition must accompany the specimen to the Flow laboratory.

Shipping: Maintain specimen at room temperature.  
A copy of the CBC report (including WBC and lymphocyte percent/absolute count), patient diagnosis and requisition must accompany the specimen when collected outside of the QEII VG site.

Alternate Names: CD4 Cells  
CD4 Cell Marker  
CD8 counts

LIS Mnemonic: T CELL SUB

---

### T-cell Gene Rearrangement

see T-cell lymphoid clonality

Division: Molecular Diagnostics

---

### T-cell lymphoid clonality

Tube/Specimen: 4.0 mL EDTA Lavender stoppered tube(s)  
Peripheral blood: Preferably 2 tubes, minimum volume 1 mL. Stability – 14 days at 4°C.  
Bone marrow: 1 tube, minimum volume 1 mL. Stability – 14 days at 4°C.  
Tissue: Send in saline at 4°C, or frozen on dry ice. Stability – 12 hours in saline at 4°C, or 7 days frozen.  
Alternatively, send fixed tissue in paraffin block.  
DNA: Stability – 3 months at 4°C or frozen.

Requisition: CD0046 or CD2573

Division: Molecular Diagnostics

Instructions: Blood/bone marrow must be kept at 4°C, accompanied by requisition.  
Any specimen referred from outside of Nova Scotia Health Central Zone must also be accompanied by a printout of the CBC results, as it is important to know the white blood cell count prior to extracting the DNA.  
If multiple Molecular Diagnostics tests are ordered, only 2 tubes of peripheral blood or 1 tube of bone marrow are necessary.

Alternate Names: T-cell gene rearrangement  
TCR beta chain  
Lymphoma protocol

LIS Mnemonic: 2LAVDNA

---

### TCR beta chain

see T-cell lymphoid clonality

Division: Molecular Diagnostics

---

### TCR Gene Rearrangement

see IgG/TCR Gene Rearrangement Study

Section: Management System\PLM\General\PLM Website\General\Test Catalogue\  
Doc#: 19453

Version: 160.0 Current

Effective Date: 9/6/2023

Page 205 of 234

The electronic copy that resides on the document control system is the valid document. Any paper document labeled **Uncontrolled** must be verified against the electronic version prior to use.

**Uncontrolled When Printed**

## PLM Laboratory Test Catalogue

Division: Molecular Diagnostics

---

**Tegretol** **see Carbamazepine**

Division: Clinical Chemistry - Core

---

**Tegretol Epoxide** **see Carbamazepine-10, 11 Epoxide**

Referred Out: In-Common Laboratories

---

### Testosterone

Tube/Specimen: Gold Stoppered 5.0 mL SST

Requisition: CD0002

Division: Clinical Chemistry - Core

Shipping: Separate serum within 5 hours of collection. Serum stable for 7 days at 2 to 8°C. Freeze and send frozen serum, if longer.

LIS Mnemonic: TESTOS

---

### Tetanus Immunity

Tube/Specimen: Gold Stoppered 5.0 mL SST

Requisition: CD0432/ CD0433

Division: Microbiology-Immunology

Instructions: Clinical data should be indicated on the requisition.

Note: This test will be referred out by the laboratory.

LIS Mnemonic: RO TET

---

**Thalassemia** **see Hemoglobin Electrophoresis**

Division: Hematopathology - Immunology

---

**Thalassemia Screen** **see Hemoglobin Electrophoresis**

Division: Hematopathology - Immunology

---

### Thallium, Random Urine or 24-Hour Urine

Tube/Specimen: Random collection (preferred) using a mid-stream technique to eliminate bacterial contamination in a plain container or 24-hour urine collection in a plain container.

Referred Out: In-Common Laboratories

---

Section: Management System\PLM\General\PLM Website\General\Test Catalogue\  
Doc#: 19453

Version: 160.0 Current  
Effective Date: 9/6/2023  
Page 206 of 234

The electronic copy that resides on the document control system is the valid document. Any paper document labeled **Uncontrolled** must be verified against the electronic version prior to use.

**Uncontrolled When Printed**

## PLM Laboratory Test Catalogue

Instructions: Specimen required: 15 mL urine aliquot from well-mixed collection.  
Record Total Volume of 24-hour urine on both the aliquot and the requisition.  
Record the 'Original Container Type' on the requisition as Plain, Acid or Sodium Carbonate.  
Do not accession for non-Nova Scotia Health *Central Zone* Hospitals  
Send copy of requisition.

Stability: Room temperature for 1 day, 2 to 8°C (preferred) for 3 months and frozen for 1 year.

LIS Mnemonic: U24 Thal  
U THAL

### Thallium, Whole Blood

Tube/Specimen: Royal Blue topped Trace Element K2 EDTA tube (BD368381)

Referred Out: In-Common Laboratories

Instructions: **Do not centrifuge!** Test cannot be performed on plasma.  
Do not accession for non-Nova Scotia Health *Central Zone* Hospitals  
Send copy of requisition.

LIS Mnemonic: Thallium

### Theophylline

Tube/Specimen: Plain Red Tube 6 or 10 mL

Requisition: CD0002

Division: Clinical Chemistry - Core

Instructions: These determinations can be done on micro samples, send at least 0.5 mL of serum for each. Blood should be collected just prior to next dose and after a steady state concentration has been achieved (4-5 half-lives).

Alternate Names: Aminophylline

LIS Mnemonic: THEO

### Thermal Amplitude

see Cold Agglutinin Titre

Division: Transfusion Medicine

### Thiamine (Vitamin B1), plasma

Tube/Specimen: One 4.0 mL Lavender topped EDTA tube. **Wrap in tinfoil within 1 hour of collection to protect from light.**

Referred Out: In-Common Laboratories

Instructions: Centrifuge at room temperature  
Aliquot 2.0 mL of plasma into plastic vial. **Wrap in tinfoil to protect from light! Freeze immediately!**  
Do not accession for non-Nova Scotia Health *Central Zone* Hospitals  
Unsuitable if thawed.  
Send copy of requisition.

Stability: 6 months

Section: Management System\PLM\General\PLM Website\General\Test Catalogue\  
Doc#: 19453

Version: 160.0 Current  
Effective Date: 9/6/2023

Page 207 of 234

The electronic copy that resides on the document control system is the valid document. Any paper document labeled **Uncontrolled** must be verified against the electronic version prior to use.

**Uncontrolled When Printed**

LIS Mnemonic: Thiam

---

### Thiamine Whole Blood (Vitamin B1)

Tube/Specimen: One 4.0 mL Lavender topped EDTA tube collected after 12 to 14 hour fast. **Wrap in tinfoil within 1 hour of collection to protect from light.**

Referred Out: In-Common Laboratories

Instructions: **Freeze whole blood!**  
Do not accession for non-Nova Scotia Health *Central Zone* Hospitals  
For deficiency testing  
Send copy of requisition.

Stability: 14 days

LIS Mnemonic: VITB1 WB

---

### Thiocyanate Level (Do not confuse with Cyanide)

Tube/Specimen: Gold topped SST tube.

Referred Out: In-Common Laboratories

Instructions: Centrifuge at room temperature  
Aliquot at least 2.0 mL serum. Keep refrigerated.  
Do not accession for non-Nova Scotia Health *Central Zone* Hospitals  
Send copy of requisition.

LIS Mnemonic: THIOCY

---

### Thiopurine Metabolites (TPMT Metabolite; Prometheus Thiopurine Metabolites) (Do not confuse with Thiopurine Methyltransferase Phenotyping or Genotype)

Tube/Specimen: One 6.0 mL Lavender topped EDTA tube.

Referred Out: Mayo Medical Laboratories

Instructions: **Do not centrifuge.**  
Do not accession for non-Nova Scotia Health *Central Zone* Hospitals  
Send copy of requisition.

Stability: Room temperature for 72 hours, refrigerated for 8 days.

LIS Mnemonic: MISC REF

---

### Thiopurine Methyltransferase: Genotype (TPMT Genotyping) (Do not confuse with Thiopurine Methyltransferase Phenotyping or Thiopurine Metabolite)

Blood Collection: **Collect MONDAY ONLY!!**  
**Requisition MUST specify "Genotype", otherwise order Thiopurine Methyltransferase: Phenotyping (TPMP).**

Section: Management System\PLM\General\PLM Website\General\Test Catalogue\  
Doc#: 19453

Version: 160.0 Current

Effective Date: 9/6/2023

Page 208 of 234

The electronic copy that resides on the document control system is the valid document. Any paper document labeled **Uncontrolled** must be verified against the electronic version prior to use.

**Uncontrolled When Printed**



## PLM Laboratory Test Catalogue

Notify Referred-out bench at 902-473-7237 that specimen is being collected.  
Patients have been directed to arrive at blood collection during the following times:

**BRBC:** 7-10 am Monday Only  
**Cobequid:** Collected to meet 10 am run Monday Only  
**Dartmouth:** Collected to meet 10 am run Monday Only  
**Hants:** Collected to meet 9:30 am run Monday Only  
**HICS:** 7-10 am Monday Only  
**SCCS:** 7-10 am Monday Only  
**STMB:** Collected to meet 10 am run Monday Only  
**VGCS:** 7-10 am Monday Only  
**WLBC:** Book appointment 7-9 am Monday Only

Tube/Specimen: One Lavender topped EDTA tube.  
 Referred Out: In-Common Laboratories  
 Instructions: **Do not centrifuge.**  
 Send copy of requisition.  
 Stability: Specimen must be received at the referral lab within 7 days of collection.  
 LIS Mnemonic: MISC REF

### Thiopurine Methyltransferase: Phenotyping (TPMT Phenotyping)

(Do not confuse with Thiopurine Methyltransferase Genotype or Thiopurine Metabolite)

Blood Collection: **Collect MONDAY ONLY!!**  
 Notify Referred-out bench prior to collection at 902-473-7237; leave a message if necessary.  
 Patients have been directed to arrive at blood collection during the following times:  
**BRBC:** 7-10 am Monday Only  
**Cobequid:** Collected to meet 10 am run Monday Only  
**Dartmouth:** Collected to meet 10 am run Monday Only  
**Hants:** Collected to meet 9:30 am run Monday Only  
**HICS:** 7-10 am Monday Only  
**SCCS:** 7-10 am Monday Only  
**STMB:** Collected to meet 10 am run Monday Only  
**VGCS:** 7-10 am Monday Only  
**WLBC:** Book appointment 7-9 am Monday Only

Tube/Specimen: Lavender topped EDTA tube  
 Referred Out: In-Common Laboratories  
 Instructions: **Do not centrifuge.**  
**Do not freeze!** Keep refrigerated.  
 Send specimen in original container; do not transfer to polypropylene transfer vial.  
 Do not accession for non-Nova Scotia Health *Central Zone* Hospitals  
 Send copy of requisition.  
 LIS Mnemonic: TPMP

### Thioridazine Level

Tube/Specimen: Plain red topped tube.  
 Referred Out: In-Common Laboratories

Section: Management System\PLM\General\PLM Website\General\Test Catalogue\  
 Doc#: 19453

Version: 160.0 Current  
 Effective Date: 9/6/2023  
 Page 209 of 234

The electronic copy that resides on the document control system is the valid document. Any paper document labeled **Uncontrolled** must be verified against the electronic version prior to use.

**Uncontrolled When Printed**

## PLM Laboratory Test Catalogue

Instructions: Centrifuge at room temperature  
Aliquot at least 3.0 mL serum into plastic transfer vial. **Freeze at once.**  
Send copy of requisition.

LIS Mnemonic: Thioridaz

---

### Thrombin Time

Tube/Specimen: Light Blue Stoppered 2.7 mL buffered NA (sodium) citrate, must be a full draw  
Requisition: CD0002  
Division: Hematopathology - Core  
Referrals: Send 2 frozen aliquots of 1.0 mL platelet-poor plasma (see Coagulation Testing under Specimen Collection Information) in polypropylene vials (12x75)

---

### Thrombocytopenia **see Jak2 gene mutation**

Division: Molecular Diagnostics

---

### Thrombopoietin

Tube/Specimen: Gold topped SST tube.  
Referred Out: Mayo Medical Laboratories  
Instructions: Centrifuge at room temperature.  
Aliquot at least 1.0 mL serum. **Freeze.**  
Do not accession for non-Nova Scotia Health *Central Zone* Hospitals  
Send copy of requisition.  
Stability: 30 days frozen.  
LIS Mnemonic: FFTPO

---

### Thrombotic Thrombocytopenia Purpura **see Adams-13 Testing**

Referred Out: London HSC-Victoria Hospital

---

### Thyrocalcitonin **see Calcitonin**

Division: Clinical Chemistry - Core

---

### Thyroglobulin High Sensitivity

Tube/Specimen: Gold Stoppered 5.0 mL SST  
Requisition: CD0002  
Division: Clinical Chemistry - Core

---

Section: Management System\PLM\General\PLM Website\General\Test Catalogue\  
Doc#: 19453

Version: 160.0 Current  
Effective Date: 9/6/2023  
Page 210 of 234

The electronic copy that resides on the document control system is the valid document. Any paper document labeled **Uncontrolled** must be verified against the electronic version prior to use.

**Uncontrolled When Printed**

## PLM Laboratory Test Catalogue

Comments: Nova Scotia Health Central Zone: Thyroglobulin requests are automatically also assayed for TGAB and TSH.  
All other Nova Scotia Health Zones: Thyroglobulin requests are automatically also assayed for TGAB.

Shipping: Separate serum within 5 hours of collection. Prepare two aliquots.

Stability: Serum stable for 48 hours at room temperature and 72 hours at 2 to 8°C. Prepare two aliquots, freeze and send frozen serum, if longer.

LIS Mnemonic: TG (3 panel test) (High Sensitivity) [for Nova Scotia Health Central Zone]  
TG and TGAB referred in (High Sensitivity) [all other Nova Scotia Health Zones]

### Thyroglobulin Antibodies see Anti-Thyroglobulin Antibodies

Division: Clinical Chemistry - Core

### Thyroid Antibodies see Anti-Thyroid Peroxidase Antibodies

Division: Clinical Chemistry - Core

### Thyroid Antibodies see Anti-Thyroglobulin Antibodies

Division: Clinical Chemistry - Core

### Thyroid Function Tests see TSH

Division: Clinical Chemistry - Core

### Thyroid Receptor Antibody

Tube/Specimen: Gold topped SST tube.

Referred Out: In-Common Laboratories

Instructions: Centrifuge at room temperature.  
Aliquot 1.0 mL serum into plastic transfer vial and freeze.  
Indicate thyroid status of patient including presence of exophthalmos.  
Lipemic or hemolyzed samples are not acceptable.  
Send copy of requisition.

Stability: Refrigerated 3 days, frozen 1 month

Alternate Names: Thyrotropin Binding Inhibitory Ig TBII  
Thyrotropin Receptor Antibody  
Long Acting Thyroid Stimulator LATS

LIS Mnemonic: TRAB

### Thyroid Stimulating Hormone see TSH

Division: Clinical Chemistry - Core

### Thyroid Stimulating Immunoglobulin

Section: Management System\PLM\General\PLM Website\General\Test Catalogue\  
Doc#: 19453

Version: 160.0 Current  
Effective Date: 9/6/2023  
Page 211 of 234

The electronic copy that resides on the document control system is the valid document. Any paper document labeled **Uncontrolled** must be verified against the electronic version prior to use.

**Uncontrolled When Printed**

### (TSI)

Tube/Specimen: Gold topped SST tube.

Referred Out: In-Common Laboratories

Instructions: Centrifuge at room temperature.  
Aliquot 1.0 mL serum into plastic transfer vial. **Freeze at once.**  
Send copy of requisition.

LIS Mnemonic: TSIQST

---

### Thyroxine Binding Globulin

#### (TBG)

(Do not confuse with Thyrotropin Binding Inhibitory Ig-TBII)

Tube/Specimen: Gold topped SST tube.

Referred Out: In-Common Laboratories

Instructions: Centrifuge at room temperature.  
Aliquot 1.0 mL serum into plastic transfer vial. **Freeze at once.**  
Send copy of requisition.

LIS Mnemonic: TBG

---

### Thyroxine, Free

Tube/Specimen: Gold Stoppered 5.0 mL SST

Requisition: CD0002

Division: Clinical Chemistry - Core

Shipping: Separate serum within 5 hours of collection. Serum stable for 6 days at 2 to 8°C. Freeze and send frozen serum, if longer.

Alternate Names: T4 Free  
Free T4

LIS Mnemonic: FT4  
T4 FREE

---

### Tissue Transglutaminase

see Anti-Tissue Transglutaminase

Division: Immunopathology

---

### Tobramycin Level

Tube/Specimen: Plain Red Tube 6 or 10 mL

Requisition: CD0002

Division: Clinical Chemistry - Core

Comments: Tobramycin may be administered using 2 dosing strategies:  
If tobramycin is administered once daily (much larger than traditional doses) for patients who have good renal function and have no other

**Section:** Management System\PLM\General\PLM Website\General\Test Catalogue\  
**Doc#:** 19453

**Version:** 160.0 Current

**Effective Date:** 9/6/2023

Page 212 of 234

The electronic copy that resides on the document control system is the valid document. Any paper document labeled **Uncontrolled** must be verified against the electronic version prior to use.

**Uncontrolled When Printed**

## PLM Laboratory Test Catalogue

exclusions, e.g. Endocarditis, dialysis, surgical prophylaxis, burns (>20%), only pre specimens are required. Take Pre (trough) blood specimen 6 hours before next dose is administered.

If tobramycin is administered more often (q8 – 12 hours), both pre and post specimens are required. Take Post (peak) blood specimen 30 minutes after completion of intravenous dose or 60 minutes after an intramuscular dose is administered. Take Pre (trough) blood specimen 30 minutes before next dose is administered.

The time specimen was collected (pre/post) should be indicated on the requisition and tubes.

For information call the laboratory at 902-473-6886.

Alternate Names: Aminoglycoside Level

LIS Mnemonic: TOB PRE  
TOB POST  
TOB TNS

### Tofranil

see Imipramine Level

Referred Out: In-Common Laboratories

### Total Bilirubin

see Bilirubin Total, Plasma

Division: Clinical Chemistry - Core

### Total CO<sub>2</sub>, Plasma

see Bicarbonate, plasma

Division: Clinical Chemistry - Core

### Total Eosinophil Count

see Eosinophil Count

Division: Hematopathology - Core

### Total Iron Binding Capacity

see Iron, Plasma

Division: Clinical Chemistry - Core

### Total Protein, Plasma

see Protein Total, Plasma

Division: Clinical Chemistry - Core

### Total VDB

see Bilirubin Total, Plasma

Division: Clinical Chemistry - Core

### Toxocariasis IFA & IHA

Tube/Specimen: Gold Stoppered 5.0 mL SST

Requisition: CD0432/ CD0433

Division: Virology-Immunology

Section: Management System\PLM\General\PLM Website\General\Test Catalogue\  
Doc#: 19453

Version: 160.0 Current  
Effective Date: 9/6/2023

Page 213 of 234

The electronic copy that resides on the document control system is the valid document. Any paper document labeled **Uncontrolled** must be verified against the electronic version prior to use.

**Uncontrolled When Printed**

## PLM Laboratory Test Catalogue

Instructions: Clinical data should be indicated on the requisition.

Note: This test will be referred out by the laboratory.

LIS Mnemonic: RO TOXOC

---

### Toxoplasmosis

Tube/Specimen: Gold Stoppered 5.0 mL SST

Requisition: CD0002A/ CD0002B

Division: Virology-Immunology

Note: Indicate on requisition whether immune status (IgG) or recent infection (IgM) is required.

LIS Mnemonic: TOXOG (IgG)  
TOXOM (IgM)

---

### Toxoplasmosis Avidity

Tube/Specimen: Gold Stoppered 5.0 mL SST tube

Requisition: CD0002A/CD0002B

Division: Microbiology-Immunology

Instructions: Clinical data should be indicated on the requisition.

Note: This test will be referred out by the laboratory.

LIS Mnemonic: RO ROSER

---

### Toxoplasmosis PCR

Tube/Specimen: Amniotic Fluid (minimum 1 mL), CSF (minimum 1 mL), 4.0 mL EDTA Lavender stoppered tube (minimum 3 mL), Pleural Fluid (minimum 1 mL), Vitreous Fluid (minimum 1 mL), Bronchio-alveolar lavage (minimum 10 mL), Tissue

Requisition: CD0432/CD0433

Division: Microbiology-Immunology

Instructions: Clinical data should be indicated on the requisition. For amniotic fluid presence of IgM and IgG in the mother must be confirmed first.

Note: This test will be referred out by the laboratory.

LIS Mnemonic: RO ROSER

---

### TP **see Protein Total, Plasma**

Division: Clinical Chemistry - Core

---

### TP53 mutation **see Next Generation Sequencing – Myeloid Panel**

Section: Management System\PLM\General\PLM Website\General\Test Catalogue\  
Doc#: 19453

Version: 160.0 Current  
Effective Date: 9/6/2023  
Page 214 of 234

The electronic copy that resides on the document control system is the valid document. Any paper document labeled **Uncontrolled** must be verified against the electronic version prior to use.

**Uncontrolled When Printed**

## PLM Laboratory Test Catalogue

Division: Molecular Diagnostics

### TPMT Genotyping see Thiopurine Methyltransferase: Genotype

Referred Out: In-Common Laboratories

### TPMT Metabolite see Thiopurine Metabolites

Referred Out: Mayo Medical Laboratories

### TPMT Phenotyping see Thiopurine Methyltransferase: Phenotyping

Referred Out: In-Common Laboratories

### TPPA see Syphilis

Division: Virology-Immunology

### Trace Element Panels (Do not confuse with RBC Mineral Analysis)

Tube/Specimen: Royal Blue topped Trace Element K2 EDTA tube (BD368381)

**\*Patient must pre-pay Nova Scotia Health for test prior to sample collection\***  
 Toxic Panel on Erythrocytes = \$70.00  
 Essential Panel on Erythrocytes = \$70.00  
 Total Panel on Erythrocytes = \$110.00  
 Total Panel on Plasma = \$85.00

Referred Out: London HSC-Victoria Hospital

Instructions: Centrifuge at room temperature.  
 Aliquot plasma into polypropylene transfer vial using a plastic pipette.  
 Remove the buffy coat from the red cells and discard. **Do not discard the red cells.**  
 Remove a small amount of red cells to ensure no plasma remains.  
 Aliquot remaining red cells into a polypropylene vial. **Do Not Freeze.**  
 Do not accession for non-Nova Scotia Health *Central Zone* Hospitals

LIS Mnemonic: Trace Elem

### Transferrin

Tube/Specimen: Gold Stoppered 5.0 mL SST

Requisition: CD0002

Division: Clinical Chemistry - Core

Shipping: Separate serum within 5 hours of collection.

Stability: Serum stable for 3 days at 2 to 8°C. Freeze and send frozen serum, if longer

LIS Mnemonic: TRF

**Section:** Management System\PLM\General\PLM Website\General\Test Catalogue\  
**Doc#:** 19453

**Version:** 160.0 Current  
**Effective Date:** 9/6/2023  
 Page 215 of 234

The electronic copy that resides on the document control system is the valid document. Any paper document labeled **Uncontrolled** must be verified against the electronic version prior to use.

**Uncontrolled When Printed**





## PLM Laboratory Test Catalogue

Requisition: CD0002  
 Division: Clinical Chemistry - Core  
 Shipping: If sending specimen from outside QEII HSC, transport at room temperature.  
 LIS Mnemonic: BF TRIG

### Triglycerides, Plasma

Tube/Specimen: Light Green 4.5 mL Lithium heparin and gel for plasma separation  
 Requisition: CD0002  
 Division: Clinical Chemistry - Core  
 Instructions: Patient fasting is at the discretion of the ordering physician and must be indicated on the requisition.  
 LIS Mnemonic: TRIG

### Triiodothyronine, Free see T3, Free

Division: Clinical Chemistry - Core

### Trimipramine Level

Tube/Specimen: Royal Blue topped Trace Element SERUM tube (BD368380)  
 Referred Out: In-Common Laboratories  
 Instructions: Centrifuge at room temperature.  
 Aliquot serum into plastic transfer vial. **Freeze.**  
 Do not accession for non-Nova Scotia Health *Central Zone* Hospitals  
 Send copy of requisition.  
 Note: Plain red topped tubes and lavender topped EDTA tubes are acceptable. Indicate serum or plasma on aliquot tube.  
 LIS Mnemonic: TRIMI

### Triptil see Protriptyline Level

Referred Out: In-Common Laboratories

### Tropheryma Whipplei

Tube/Specimen: Whole blood: 4.0 mL EDTA Lavender stoppered tube (2 mL) or bone marrow: 4.0 mL EDTA Lavender stoppered tube  
 CSF (0.5 mL), biopsy or tissue - frozen at time of collection and shipped on dry ice.  
 Requisition: CD0432/CD0433  
 Division: Microbiology-Immunology  
 Instructions: Clinical data should be indicated on the requisition.

**Section:** Management System\PLM\General\PLM Website\General\Test Catalogue\  
**Doc#:** 19453

**Version:** 160.0 Current  
**Effective Date:** 9/6/2023  
 Page 217 of 234

The electronic copy that resides on the document control system is the valid document. Any paper document labeled **Uncontrolled** must be verified against the electronic version prior to use.

**Uncontrolled When Printed**

## PLM Laboratory Test Catalogue

Note: This test will be referred out by the laboratory.

LIS Mnemonic: RO ROSER

### Troponin T-HS (High Sensitivity), Plasma

Tube/Specimen: Light Green 4.5 mL Lithium heparin and gel for plasma separation

Requisition: CD0002

Division: Clinical Chemistry – Core

Note: A separate specimen tube is required for Troponin T-HS analysis.  
Failure to provide a separate specimen may prolong test turn-around time.

Shipping: Plasma stable for 72 hours at 2 to 8°C. Freeze and send frozen plasma, if longer.

LIS Mnemonic: TROP T HS

### Trypanosoma see Hem Microorganism

Division: Hematopathology-Microscopy

### Trypanosomiasis

Tube/Specimen: Gold Stoppered 5.0 mL SST

Requisition: CD0432/ CD0433

Division: Microbiology-Immunology

Instructions: Clinical data should be indicated on the requisition including whether American or African Trypanosoma is requested.

Note: This test will be referred out by the laboratory.

LIS Mnemonic: RO TRYP

### Tryptase

Tube/Specimen: Gold topped SST tube.  
To assess anaphylaxis, collect specimen between 15 to 180 minutes after suspected anaphylactic event.  
To assess systemic mastocytosis or mast cell activation syndrome the specimen may be collected at any time.

Referred Out: In-Common Laboratories

Instructions: Centrifuge as soon as possible.  
Aliquot 1.0 mL serum into plastic transfer vial.  
Send copy of requisition.

Stability: 7 days at 2 to 8 °C and 30 days frozen.

LIS Mnemonic: Tryptase

### TSH

Section: Management System\PLM\General\PLM Website\General\Test Catalogue\  
Doc#: 19453

Version: 160.0 Current  
Effective Date: 9/6/2023  
Page 218 of 234

The electronic copy that resides on the document control system is the valid document. Any paper document labeled **Uncontrolled** must be verified against the electronic version prior to use.

**Uncontrolled When Printed**

## PLM Laboratory Test Catalogue

Tube/Specimen: Gold Stoppered 5.0 mL SST  
 Requisition: CD0002  
 Division: Clinical Chemistry - Core  
 Shipping: Separate serum within 5 hours of collection.  
 Stability: Serum stable for 7 days at 2 to 8°C. Freeze and send frozen serum, if longer.  
 Alternate Names: Thyroid Stimulating Hormone  
 LIS Mnemonic: TSH

---

**TSH Receptor Antibody** **see Thyroid Receptor Antibody**

Referred Out: In-Common Laboratories

---

**TSI** **see Thyroid Stimulating Immunoglobulin**

Referred Out: In-Common Laboratories

---

**TTG** **see Anti-Tissue Transglutaminase**

Division: Immunopathology

---

**TTP Assay** **see Adams-13 Testing**

Referred Out: London HSC-Victoria Hospital

---

**Tularemia (Francisella tularensis)**

Tube/Specimen: Gold Stoppered 5.0 mL SST tube  
 Requisition: CD0002A/CD0002B  
 Division: Microbiology-Immunology  
 Instructions: Clinical data should be indicated on the requisition.  
 Note: This test will be referred out by the laboratory.  
 LIS Mnemonic: RO ROSER

---

**Tylenol** **see Acetaminophen**

Division: Clinical Chemistry - Core

---

**Type and Crossmatch** **see Type and Screen (ABO/Rh and Antibody Screen)**

Division: Transfusion Medicine  
 Section: Management System\PLM\General\PLM Website\General\Test Catalogue\  
 Doc#: 19453

Version: 160.0 Current  
 Effective Date: 9/6/2023  
 Page 219 of 234

The electronic copy that resides on the document control system is the valid document. Any paper document labeled **Uncontrolled** must be verified against the electronic version prior to use.

**Uncontrolled When Printed**

## PLM Laboratory Test Catalogue

---

### Type and Screen (ABO/Rh and Antibody Screen)

Tube/Specimen: Lavender Stoppered 6.0 mL EDTA (BD# 367863)

Requisition: CD0001\_05\_2019

Division: Transfusion Medicine

Instructions: Indicate on requisition date and time required, the planned procedure, transfusion, and pregnancy history. Send copy of patient's antibody card if patient has known antibodies.

Comments: NSHA CL-BP-040 Venipuncture for Blood Specimen Collection

Note: Inpatient Extended Type and Screen protocol testing valid for 21 days unless patient is transfused platelets/red cells then testing valid for 96 hours only.  
Pre-admission protocol Type and Screen testing valid for crossmatching until 2 days post of scheduled surgical date. NOTE: If date unknown the sample can be held for a surgery date up to 42 days from the sample draw date.  
Outpatient Type and Screen testing valid for 96 hours.  
Do not send specimens from patients who have not consented to transfusion (i.e. Jehovah Witness).

Alternate Names: Group and Crossmatch  
Crossmatch  
Type and Crossmatch

---

### Unbound Calcium see Ionized Ca

Division: Clinical Chemistry - Core

---

### Urate, 24-Hour Urine

Tube/Specimen: 24-hour urine collection in a plain container.

Requisition: CD0002

Division: Clinical Chemistry - Core

Instructions: pH **entire** 24 hour collection to >8.0 with **1N NaOH** upon receipt; it is not acceptable to add preservative to an aliquot.  
Specimen required: 4 mL urine aliquot from a pH adjusted and well-mixed collection.  
Refer to Appendix A for pH adjustment instructions when multiple tests are required from the same 24-hour collection.  
Record Total Volume of 24-hour urine on both the specimen aliquot and the requisition.  
Record the 'Original Container Type' on the requisition as Plain, Acid or Sodium Carbonate.

Stability: Room temperature for 1 hour, 2 to 8°C (preferred) for 7 days (pH>8.0) and frozen for 2 weeks (pH>8.0).

Alternate Names: Uric Acid Urine

LIS Mnemonic: U24 URIC ACID  
U24 URATE

---

### Urea Nitrogen, Plasma see Urea, Plasma

Division: Clinical Chemistry - Core

---

### Urea Nitrogen, Urine see Urea, Urine

Section: Management System\PLM\General\PLM Website\General\Test Catalogue\  
Doc#: 19453

Version: 160.0 Current  
Effective Date: 9/6/2023  
Page 220 of 234

The electronic copy that resides on the document control system is the valid document. Any paper document labeled **Uncontrolled** must be verified against the electronic version prior to use.

**Uncontrolled When Printed**

## PLM Laboratory Test Catalogue

Division: Clinical Chemistry - Core

---

### Urea, Fluids

Tube/Specimen: Submit only one of the following specimens:  
Dialysate Fluid: 10.0 mL Dialysate Fluid collected in sterile plastic screw top tubes.  
Miscellaneous Body Fluid: 10.0 mL Body Fluid collected in sterile plastic screw top tubes

Requisition: CD0002

Division: Clinical Chemistry - Core

LIS Mnemonic: DF UREA  
BF UREA

---

### Urea, Plasma

Tube/Specimen: Light Green 4.5 mL Lithium heparin and gel for plasma separation

Requisition: CD0002

Division: Clinical Chemistry - Core

Alternate Names: BUN  
Urea Nitrogen

LIS Mnemonic: UREA

---

### Urea, Random Urine or 24-Hour Urine

Tube/Specimen: Random collection using a mid-stream technique to eliminate bacterial contamination or 24-hour urine collection (preferred) in a plain container.

Requisition: CD0002

Division: Clinical Chemistry - Core

Instructions: Specimen required: 4 mL urine aliquot from well-mixed collection.  
Record Total Volume of the 24-hour urine on both the aliquot and the requisition.  
Record the 'Original Container Type' on the requisition as Plain, Acid or Sodium Carbonate.

Stability: Room temperature for 1 day, 2 to 8°C (preferred) for 7 days and frozen for 2 weeks.

Alternate Names: Urea Nitrogen, Urine

LIS Mnemonic: U24 UREA  
U UREA

---

### Uric Acid, Plasma

Tube/Specimen: Light Green 4.5 mL Lithium heparin and gel for plasma separation

Requisition: CD0002

Division: Clinical Chemistry - Core

Section: Management System\PLM\General\PLM Website\General\Test Catalogue\  
Doc#: 19453

Version: 160.0 Current  
Effective Date: 9/6/2023  
Page 221 of 234

The electronic copy that resides on the document control system is the valid document. Any paper document labeled **Uncontrolled** must be verified against the electronic version prior to use.

**Uncontrolled When Printed**

## PLM Laboratory Test Catalogue

Stability: 7 days at 2 to 8°C; 90 days frozen

LIS Mnemonic: URIC  
URIC ACID

---

### Uric Acid, Plasma on Ice (Rasburicase protocol)

Tube/Specimen: Pre-chilled Light Green 4.5 mL Lithium heparin and gel for plasma separation  
The sample must be promptly placed on ice and analyzed within 2 hours to prevent ex-vivo metabolism of uric acid by Rasburicase.  
Deliver to lab within 1 hour of collection to allow for preanalytical processing time.

Requisition: CD0002

Division: Clinical Chemistry - Core

Comments: Rasburicase protocol for Uric Acid is for the determination of uric acid levels in patients treated with Rasburicase.  
A pre-chilled Light Green 4.5 mL Lithium heparin and gel for plasma separation will be collected and promptly placed on ice.  
The iced specimen and its accompanying requisition will be sent to LCSC to be entered into LIS using the orderable: Uric Acid on Ice.  
The specimen will be spun in a refrigerated centrifuge; once centrifuged, the labeled tube will be placed back on ice and sent to appropriate laboratory for analysis.

LIS Mnemonic: URIC ACID ON ICE  
Uric Acid Rasburicase protocol

---

### Uric Acid, Urine see Urate, Urine

Division: Clinical Chemistry - Core

---

### Urinalysis (including microscopic examination if required)

Tube/Specimen: 10 to 50 mL random urine collected in sterile plastic screw top container

Requisition: CD0002

Division: Clinical Chemistry - Core

Comments: Urine will be initially examined only for color, clarity, and chemical analysis (by dipstick). Microscopic analysis will only be performed if urine is cloudy, turbid or if chemical analysis demonstrates an abnormality in color, blood, protein, leukocyte esterase or nitrite. Note that only microscopic elements that reach the threshold for reporting will be displayed.  
Deliver to Laboratory within 2 hours of collection. Keep at room temperature.  
Urinalysis will be cancelled on samples that are >8 hours from collection time to the point of analysis.

LIS Mnemonic: UA (Cplt)

---

### Urinary Catecholamines see Catecholamine, Urine

Division: Clinical Chemistry - Toxicology

---

### Urinary Cross Links see C-Telopeptide (Pyridinium Telopeptide and other Peptides)

Referred Out: In-Common Laboratories

## PLM Laboratory Test Catalogue

---

**Urine HCG, Qualitative**      Qualitative urine HCG (urine pregnancy) testing will no longer be offered as of Feb 4, 2019

---

**Uro-1-Synthetase**      see **Porphobilinogen Deaminase**

Referred Out:      In-Common Laboratories

---

**Uroporphyrin, 24-Hour Urine**      see **Porphyrin Screen, 24-Hour Urine**

Referred Out:      In-Common Laboratories

---

**V W F**      see **VonWillebrand Workup**

Division:      Hematopathology - Coagulation

---

**V W F Activity**      see **VonWillebrand Workup**

Division:      Hematopathology - Coagulation

---

**V W F Antigen**      see **VonWillebrand Workup**

Division:      Hematopathology - Coagulation

---

### Valproate

Tube/Specimen:      Plain Red Tube 6 or 10 mL

Requisition:      CD0002

Division:      Clinical Chemistry - Core

Instructions:      These determinations can be done on micro samples; send at least 0.1 mL of serum.

Comments:      There is a poor correlation between serum concentration of Valproate and efficacy as an anticonvulsant drug.

Alternate Names:      Epival  
Depakene

LIS Mnemonic:      VAL

---

**Valproic Acid**      see **Valproate**

Division:      Clinical Chemistry - Core

---

### Vancomycin Level

Tube/Specimen:      Plain Red Tube 6 or 10 mL

Requisition:      CD0002

**Section:** Management System\PLM\General\PLM Website\General\Test Catalogue\  
**Doc#:** 19453

**Version:** 160.0 Current  
**Effective Date:** 9/6/2023  
Page 223 of 234

The electronic copy that resides on the document control system is the valid document. Any paper document labeled **Uncontrolled** must be verified against the electronic version prior to use.

**Uncontrolled When Printed**

## PLM Laboratory Test Catalogue

Division: Clinical Chemistry - Core

Instructions: Take Pre (trough) blood specimen immediately before dose is administered. Take Post (peak) blood specimen 2 hours after dose is administered. The time specimen was collected (pre/post) should be indicated on the requisition and tubes.

Comments: Post (peak) Vancomycin levels are only required in certain circumstances (e.g. changing renal function, poor response to therapy, resistant organism, and pharmacokinetic analysis).  
For information call the laboratory at 902-473-6886.

Alternate Names: Aminoglycoside Level

LIS Mnemonic: VAN PRE  
VAN POST  
VAN TNS

### Variable Number Tandem Repeats (VNTR)

see Chimerism Analysis for BMT

Division: Molecular Diagnostics

### Varicella-Zoster Immune Status

Tube/Specimen: Gold Stoppered 5.0 mL SST

Requisition: CD0002A/CD0002B

Division: Virology-Immunology

Instructions: Requisition must indicate immune status.

Alternate Names: Chicken Pox Titre

LIS Mnemonic: VZI

### Vascular Endothelial Growth Factor

Tube/Specimen: Lavender topped K2EDTA tube.

Referred Out: In-Common Laboratories

Instructions: Centrifuge and aliquot 1 mL plasma within 4 hours of collection. **Refrigerate or freeze at once.**  
Do not accession for non-Nova Scotia Health *Central Zone* Hospitals  
Send copy of requisition.

Stability: Room temperature 4 hours, refrigerate 48 hours, frozen 1 year.

Alternate name: VEGF-D

LIS Mnemonic: MISC REF

### Vasculitis Panel (ANCA)

(Includes Anti-MPO, Anti-PR3, Anti-GBM)

Tube/Specimen: Gold Stoppered 5.0 mL SST

Section: Management System\PLM\General\PLM Website\General\Test Catalogue\  
Doc#: 19453

Version: 160.0 Current  
Effective Date: 9/6/2023  
Page 224 of 234

The electronic copy that resides on the document control system is the valid document. Any paper document labeled **Uncontrolled** must be verified against the electronic version prior to use.

**Uncontrolled When Printed**



## PLM Laboratory Test Catalogue

Requisition: CD0002  
Division: Microbiology Immunology  
Synonyms: ANCA, Anti-Neutrophil Cytoplasmic Antibody, Anti-GBM, Anti-Glomerular Basement Membrane, Anti-MPO, Anti-Myeloperoxidase, Anti-PR3, Anti-Proteinase 3  
LIS Mnemonic: Vasc Pnl

---

### Vasoactive Intestinal Polypeptide (VIP)

Tube/Specimen: Lavender topped EDTA tube. **Patient fasting status is preferred as levels may be increased otherwise.**  
Referred Out: Mayo Medical Laboratories  
Instructions: Centrifuge and aliquot minimum 1 mL plasma into a plastic vial. **Freeze at once.**  
Do not accession for non-Nova Scotia Health *Central Zone* Hospitals  
Send copy of requisition.  
Stability: Frozen 90 days.  
LIS Mnemonic: VIP

---

### Vasopressin see Copeptin

ADH (Anti-Diuretic Hormone/Vasopressin) testing is no longer available at the QEII laboratory or any of the referral laboratories. Please refer to Copeptin testing as a surrogate for ADH.

---

### VDB see Bilirubin Direct, Plasma

Division: Clinical Chemistry - Core

---

### VDRL see Syphilis Serology

Division: Virology-Immunology

---

### Very Long Chain Fatty Acid

Tube/Specimen: Lavender topped EDTA tube.  
Fasting is recommended by the testing site for best results, however not required.  
Referred Out: In-Common Laboratories  
Instructions: Centrifuge at room temperature  
Aliquot 2.0 mL of plasma into plastic vial. **Freeze at once.**  
Serum from gold topped SST tube is acceptable; indicate sample type on aliquot.  
Do not accession for non-Nova Scotia Health *Central Zone* Hospitals  
Send copy of requisition.  
LIS Mnemonic: VLCFA

---

### VIP see Vasoactive Intestinal Polypeptide

Section: Management System\PLM\General\PLM Website\General\Test Catalogue\  
Doc#: 19453

Version: 160.0 Current  
Effective Date: 9/6/2023  
Page 225 of 234

The electronic copy that resides on the document control system is the valid document. Any paper document labeled **Uncontrolled** must be verified against the electronic version prior to use.

**Uncontrolled When Printed**

## PLM Laboratory Test Catalogue

Referred Out: Mayo Medical Laboratories

---

### Viscosity, Serum

Tube/Specimen: Plain red topped tube kept at 37°C.

Referred Out: In-Common Laboratories

Instructions: Send to Esoteric Immunology Laboratory to be processed.  
Keep serum cold. **Do not freeze.**  
Do not accession for non-Nova Scotia Health *Central Zone* Hospitals

LIS Mnemonic: VISC Serum

---

### Vitamin A Level

Tube/Specimen: Plain red topped tube. **Protect from light!**

Referred Out: In-Common Laboratories

Instructions: Centrifuge at room temperature.  
Aliquot serum, **wrap in tinfoil to protect from light! Freeze!**  
Do not accession for non-Nova Scotia Health *Central Zone* Hospitals  
Send copy of requisition.

LIS Mnemonic: VIT A RO

---

### Vitamin B1, Whole Blood

see Thiamine, Whole Blood

Referred Out: In-Common Laboratories

---

### Vitamin B2 (Riboflavin)

Tube/Specimen: Lavender topped EDTA tube. **Protect from light!**

Referred Out: In-Common Laboratories

Instructions: Aliquot 2.0 mL of plasma into plastic vial. **Wrap in tinfoil to protect from light! Freeze immediately!**  
Do not accession for non-Nova Scotia Health *Central Zone* Hospitals  
Send copy of requisition.

LIS Mnemonic: VITB2

---

### Vitamin B3 (Niacin)

Tube/Specimen: One 4.0 mL Lavender topped EDTA tube. **Wrap in tinfoil within 1 hour of collection to protect from light.**

Referred Out: In-Common Laboratories

Instructions: Centrifuge at room temperature.  
Aliquot 2.0 mL of plasma into plastic vial. **Wrap in tinfoil to protect from light! Freeze.**

Section: Management System\PLM\General\PLM Website\General\Test Catalogue\  
Doc#: 19453

Version: 160.0 Current

Effective Date: 9/6/2023

Page 226 of 234

The electronic copy that resides on the document control system is the valid document. Any paper document labeled **Uncontrolled** must be verified against the electronic version prior to use.

**Uncontrolled When Printed**

## PLM Laboratory Test Catalogue

Do not accession for non-Nova Scotia Health *Central Zone* Hospitals  
Send copy of requisition.

Stability: Frozen – 56 days

LIS Mnemonic: NIACIN

### Vitamin B6 Level (Pyridoxic Acid)

Tube/Specimen: Two Lavender topped EDTA tubes. **Wrap in tinfoil immediately to protect from light!**  
**Note:** Sample must be centrifuged and frozen **within 1 hour of collection.**

Referred Out: In-Common Laboratories

Instructions: Centrifuge at room temperature.  
Aliquot 2.0 mL of plasma into plastic vial. **Wrap in tinfoil to protect from light! Freeze.**  
Unsuitable for analysis if thawed.  
Do not accession for non-Nova Scotia Health *Central Zone* Hospitals  
Send copy of requisition.

LIS Mnemonic: Vit B6

### Vitamin B12

Tube/Specimen: Gold Stoppered 5.0 mL SST

Requisition: CD0002

Division: Clinical Chemistry - Core

Shipping: Separate serum within 5 hours of collection.

Stability: Serum stable at 2 to 8°C for 7 days. Freeze and send frozen serum, if longer.

LIS Mnemonic: B12  
VIT B12

### Vitamin C

Tube/Specimen: Dark green topped Lithium Heparin tube. **Wrap in tinfoil to protect from light.**

Referred Out: In-Common Laboratories

Instructions: Centrifuge at room temperature  
Aliquot 2.0 mL of plasma into plastic vial. **Wrap in tinfoil to protect from light! Freeze at once!**  
Do not accession for non-Nova Scotia Health *Central Zone* Hospitals  
Send copy of requisition.

Note: Light green topped Lithium Heparin PST tube is acceptable

LIS Mnemonic: VIT C

### Vitamin D Level, Serum (Do not confuse with Vitamin D (1, 25 dihydroxy) Level)

Section: Management System\PLM\General\PLM Website\General\Test Catalogue\  
Doc#: 19453

Version: 160.0 Current  
Effective Date: 9/6/2023  
Page 227 of 234

The electronic copy that resides on the document control system is the valid document. Any paper document labeled **Uncontrolled** must be verified against the electronic version prior to use.

**Uncontrolled When Printed**

## PLM Laboratory Test Catalogue

Tube/Specimen: Gold Stoppered 5.0 mL SST

Requisition: CD0002

Division: Clinical Chemistry - Core

Comments: Assay measures both D2 and D3

Note: Vitamin D (1, 25 Dihydroxy) Level is a separate procedure that is referred out to In-Common Laboratories.

Stability: Serum is stable for 3 days at room temperature and 12 days at 2 to 8°C. Freeze and send frozen serum, if longer.

Alternate Names: Vitamin D (25 Hydroxy)  
25 OH Vitamin D  
Calcidiol  
Vit D Level  
Vit D 25 Level  
Vitamin D3

LIS Mnemonic: VIT D 25 LEVEL  
VIT D 25OH  
VIT D LEVEL

### Vitamin D (1, 25-dihydroxy) Level

Tube/Specimen: Gold topped SST tube.

Referred Out: In-Common Laboratories

Instructions: Centrifuge at room temperature.  
Aliquot 1.0 mL serum into plastic transfer vial. **Freeze at once!**  
Do not accession for non-Nova Scotia Health *Central Zone* Hospitals  
Send copy of requisition.

LIS Mnemonic: VIT D 1, 25

### Vitamin E Level

Tube/Specimen: Gold topped SST tube. **Wrap in tinfoil to protect from light.**

Referred Out: In-Common Laboratories

Instructions: Centrifuge at room temperature.  
Aliquot 2.0 mL serum into plastic transfer vial. **Protect from light! Freeze at once!**  
Do not accession for non-Nova Scotia Health *Central Zone* Hospitals  
Send copy of requisition.

LIS Mnemonic: VIT E

### VNTR

see Chimerism Analysis for BMT

Division: Molecular Diagnostics

### Voltage-gated Calcium Channel Antibody

Tube/Specimen: Gold topped SST tube.  
**Section:** Management System\PLM\General\PLM Website\General\Test Catalogue\  
**Doc#:** 19453

**Version:** 160.0 Current  
**Effective Date:** 9/6/2023  
Page 228 of 234

The electronic copy that resides on the document control system is the valid document. Any paper document labeled **Uncontrolled** must be verified against the electronic version prior to use.

**Uncontrolled When Printed**

## PLM Laboratory Test Catalogue

Referred Out: In-Common Laboratories

Instructions: Aliquot at least 1.0 mL serum. **Freeze!**  
Do not accession for non-Nova Scotia Health *Central Zone* Hospitals  
Send copy of requisition.

LIS Mnemonic: VGCC

### Voltage-gated Potassium Channel Antibody (VGKC)

Tube/Specimen: Gold topped SST tube.

Referred Out: In-Common Laboratories

Instructions: Aliquot at least 1.0 mL serum. **Freeze!**  
Do not accession for non-Nova Scotia Health *Central Zone* Hospitals  
Send copy of requisition.

Stability: Room temperature 4 days; refrigerated at 2 to 8 °C for 7 days and frozen >6 months.

LIS Mnemonic: VGKC

### Von Willebrand Disease Genotype

Tube/Specimen: 4.0 mL Lavender topped EDTA tube(s).  
Peripheral blood: Preferably 2 tubes, minimum volume 1 mL.  
DNA

Requisition: CD0046 or CD2573

Division: Molecular Diagnostics

Instructions: Blood must be kept at 4°C or frozen and must be accompanied by the requisition.  
Send sample to Hematopathology Molecular lab who will refer it out to the National Inherited Bleeding Disorder Genotyping Laboratory at Queen's University.

Stability: Peripheral blood: 5 days at 4°C or frozen  
DNA: 3 months at 4°C or frozen

Alternate Names: VWD genotype

LIS Mnemonic: 2LAVDNA

### Von Willebrand Factor Multimer Assay

Tube/Specimen: Light blue topped sodium citrate tube.

Referred Out: Mayo Medical Laboratories

Instructions: Send sample and copy of requisition to Hematopathology Coagulation lab for processing.

Comment: Test is not performed at the QEIL. Referring hospitals are to send specimens directly to the referral site which performs the test to prevent delay in results.

LIS Mnemonic: VWF Multimer Assay  
VonWillebrand Factor Multimer Assay

Section: Management System\PLM\General\PLM Website\General\Test Catalogue\  
Doc#: 19453

Version: 160.0 Current  
Effective Date: 9/6/2023  
Page 229 of 234

The electronic copy that resides on the document control system is the valid document. Any paper document labeled **Uncontrolled** must be verified against the electronic version prior to use.

**Uncontrolled When Printed**

---

### Von Willebrand Workup

Tube/Specimen: 3 Light Blue Stoppered 2.7 mL buffered NA (sodium) citrate, must be a full draw

Requisition: CD0002

Division: Hematopathology - Coagulation

Comments: Testing includes VWF Ristocetin Cofactor, VWF Antigen, and Factor VIII.

Referrals: Send 3 frozen aliquots of 1.0 mL platelet-poor plasma (see Coagulation Testing under Specimen Collection Information) in polypropylene vials (12x75).

Alternate Names: VWF  
VWF Antigen  
VWF Activity

---

### Voriconazole Level

Tube/Specimen: Dark green topped (Lithium heparin) tube.

Requisition: CD0002

Division: Microbiology-Immunology

Instructions: A trough sample should be drawn into a dark green topped lithium heparin tube.  
**Minimum 1.0 mL plasma is required.**  
The sample can be centrifuged at 4000g for 10 minutes, plasma separated and **shipped frozen if it will not arrive within 24 hours.**  
The time specimen was collected (pre) should be indicated on the requisition and tubes.

Note: This test will be referred out by the Microbiology lab.

LIS Mnemonic: RO VORI

---

### Water Deprivation Test

**see Anti-Diuretic Hormone**

Referred Out: In-Common Laboratories

---

### WBC

**see Profile**

Division: Hematopathology - Core

---

### WBC Count and Differential, Body Fluid

Tube/Specimen: Lavender Stoppered 4.0 mL EDTA

Requisition: CD0002

Division: Hematopathology - Core

Shipping: If sending specimen from outside QEII HSC, transport at room temperature.

---

### West Nile Virus IgM Antibody

Section: Management System\PLM\General\PLM Website\General\Test Catalogue\  
Doc#: 19453

Version: 160.0 Current  
Effective Date: 9/6/2023  
Page 230 of 234

The electronic copy that resides on the document control system is the valid document. Any paper document labeled **Uncontrolled** must be verified against the electronic version prior to use.

**Uncontrolled When Printed**

## PLM Laboratory Test Catalogue

Tube/Specimen: Gold Stoppered 5.0 mL SST  
Requisition: CD0432/ CD0433  
Division: Virology-Immunology  
Note: This test will be referred out by the laboratory.  
LIS Mnemonic: RO WNV

---

### West Nile Virus PCR

Tube/Specimen: Lavender stoppered 4.0 mL EDTA  
Requisition: CD0002A/CD0002B  
Division: Virology-Immunology  
Note: PCR testing done primarily for the purpose of Donor Screening. For diagnosis, please consult a Microbiologist. This test will be referred out by the laboratory.  
Instructions: Separate plasma by centrifugation at 3000g for 20 minutes. Ship plasma frozen.

---

### Western Equine Encephalitis **see ARBO Virus**

Division: Virology-Immunology

---

### Xylose Absorption Test **see D'Xylose Tolerance Test**

Referred Out: In-Common Laboratories

---

### Zarontin **see Ethosuximide Level**

Referred Out: In-Common Laboratories

---

### Zika Virus Serology

Tube/Specimen: Gold Stoppered 5.0 mL SST/Urine  
Requisition: CD0432/ CD0433  
Division: Microbiology-Immunology  
Required Info: Travel history, travel dates, date of onset and clinical symptoms. Zika Clinical Information Data Sheet must be completed and submitted with the sample.  
Note: This test will be referred out by the laboratory.  
LIS Mnemonic: RO ZIKA

---

### Zinc, Whole Blood

Tube/Specimen: Royal Blue Trace Element K2 EDTA tube (BD368381)

Section: Management System\PLM\General\PLM Website\General\Test Catalogue\  
Doc#: 19453

Version: 160.0 Current  
Effective Date: 9/6/2023  
Page 231 of 234

The electronic copy that resides on the document control system is the valid document. Any paper document labeled **Uncontrolled** must be verified against the electronic version prior to use.

**Uncontrolled When Printed**

## PLM Laboratory Test Catalogue

Referred Out: In-Common Laboratories

Instructions: **Centrifuge ASAP!**  
Aliquot plasma into plastic transfer vial. **Freeze immediately!**  
Do not accession for non-Nova Scotia Health *Central Zone* Hospitals  
Send copy of requisition.

Utilization: Plasma zinc is used for potential nutritional deficiency. Cannot be tested on whole blood.

Stability: 20 days at room temperature and 14 months at 2 to 8° C or frozen.

LIS Mnemonic: Zinc  
Zinc Level RO

---

### Zinc Protoporphyrin (Do not confuse with Free Erythrocyte Protoporphyrin)

Tube/Specimen: Royal Blue Trace Element K2 EDTA tube (BD368381).

Referred Out: In-Common Laboratories

Instructions: **Do Not Centrifuge!**  
Refrigerate.  
Do not accession for non-Nova Scotia Health *Central Zone* Hospitals  
Send copy of requisition.

Stability: 2 weeks refrigerated.

LIS Mnemonic: ZPP



## APPENDIX A

### 1. 24 hour Urine processing for Calcium, Oxalate, Magnesium, Phosphorous

Step	Action
1.1	Mix specimen by inversion a minimum of ten times.
1.2	Aliquot all tests other than calcium, oxalate, magnesium, phosphorous and uric acid.
1.3	If uric acid is also ordered, divide the specimen into two equal parts. Use one part for the remainder of this procedure and place the other half aside for use with procedure 2.
1.4	Add 25mL of 6N HCl to the collection container. Add half if urine is halved.
1.5	Mix specimen by inversion a minimum of ten times and allow to sit for five minutes.
1.6	Measure urine pH.
1.7	If urine pH is less than or equal to 3, aliquot sample.  If urine pH is greater than 3, add 3 drops 6N HCl (and mix sample by inversion a minimum of ten times. Measure pH. Repeat this step until a pH of less than 3 has been reached.
1.8	If uric acid is also ordered, proceed to <i>Procedure 2: Processing for Uric Acid</i> , using the other half of the sample set aside in step 1.3.

### 2. 24 hour Urine processing for Uric Acid

Step	Action
2.1	Mix sample by inversion a minimum of ten times.
2.2	Aliquot all tests other than calcium, magnesium, phosphorous, oxalate and uric acid.
2.3	If calcium, magnesium, phosphorous and/or oxalate are also ordered, divide the sample into two equal parts. Use one part for the remainder of this procedure and place the other half aside for use with <i>Procedure 1: Processing for Calcium, Oxalate, Magnesium, Phosphorous</i> .
2.4	Add 25mL of 1N NaOH to the collection container. Add half if urine is halved.
2.5	Mix sample by inversion a minimum of ten times and allow to sit for five minutes.
2.6	Measure urine pH.
2.7	If urine pH is greater than or equal to 8, aliquot sample.  If urine pH is less than 8, add 3 drops 1N NaOH and mix sample by inversion a minimum of ten times. Measure pH. Repeat this step until a pH of greater than 8 has been reached.
2.8	If calcium, magnesium, phosphorous and/or oxalate are also ordered, proceed to <i>Procedure 1: Processing for Calcium, Oxalate, Magnesium, Phosphorous</i> , using the other half of the sample set aside in step 2.3.

## PLM Laboratory Test Catalogue

### 3. 24 hour Urine processing for catecholamine, 5-Hydroxyindole acetic acid (5HIAA) and/or Metanephrine

Step	Action	
3.1	Mix sample by inversion a minimum of ten times.	
3.2	Aliquot sample.	
3.3	Measure urine pH.	
3.4	If:	Then:
	pH <2	Adjust pH by slowly adding 6N NaOH, one drop at a time, until the pH is between 2 and 4.
	pH >4 <u>and</u> <6 <u>and</u> received in original 24-hour acidified container <b>within</b> 8 hours from the end of collection	Adjust pH by adding one drop of 6N HCL until the pH is between 2 and 4.
	pH >4 <u>and</u> <6 <u>but</u> received <b>greater</b> than 8 hours from the end of collection	Cancel testing
	pH >6	Cancel testing